

Ljubljana stock exchange

monthly statistical report



April 2000

1. Turnover

The total turnover of securities on the Exchange amounted to SIT 16.78 billion in April. It was the lowest monthly turnover this year and well below the March figure of SIT 28.02 billion. The total turnover in April 1999 was SIT 17.12 billion. The total value of SIT 87.3 billion of securities traded in the first four trading months of 2000 was almost at the same level as the 1999 figures for the same period.

In April 2000, the share of turnover of different types of securities in the total turnover, on all three segments of the Ljubljana Stock Exchange, was as follows: shares accounted for 47.2% (in March 55.9% and in April 1999 54.8%), bonds reached 34.32% (vs. 20.73% in March and 20.3% a year ago), short-term securities 1.53% (vs. 0% in the previous month and 11.1% a year ago) and shares of investment funds made up 16.27% of the total turnover (vs. 22.89% in the previous month and 13.8% in April 1999). Turnover of pension coupons accounted for 0.72% or SIT 121 million (vs. 0.47% one month ago). The share of the official market in the total turnover in April was 58.43% vs. the February figure of 54.88%. The average number of transactions per day in April was 1,727 or 31,096 transactions in eighteen trading days (in March the daily average of transactions was 2,137 and 1,760 in the year 1999). The number of shares of companies traded was 1,637,088. The average daily turnover was SIT 932 million vs. SIT 1.2 billion in March and SIT 1 billion average in 1999. The most traded shares on the official market of the Exchange were Petrol, Terme Čatež, Sava Kranj, Krka and Lek A. Those five shares represented 13.87% of the total

turnover of the Exchange and 33.2% of the turnover of shares. The most traded bonds in April were bonds of the Republic of Slovenia 9th, 2nd and 16th issue, bonds of the Slovenska zadružna kmetijska banka 3rd issue and bonds of Nova Kreditna banka Maribor 1st issue. The most traded shares of PIDs were Infond Zlat, Triglav Steber 1, NFD 1 and NFD 2 and Mercata.

In March 2000, ten most active Exchange members concluded 65.14% of the total turnover (vs. 67.16% in March). The most active members were brokerage houses Ilirika BPH (11.73%), Brod na Muri (8.67%), Publikum (7.33%), PM&A BPD (6.965) and Perspektiva (6.69%).

1.1. Block trading

In April 2000 85 block trades (129 in March and 95 in April 1999) were reported by the Exchange members, with a total value of SIT 9.76 billion (SIT 17.3 billion in March and SIT 8.27 billion in April 1999). The value of block trades represented 58.17% of the total turnover in April 2000 (vs. 61% in March and much above the 1999 average of 49.1%). In the four months of 2000 393 block trades were reported with the value of SIT 48.54 billion - 55.59% of the total turnover in the period concerned.

MONTHLY TURNOVER BY TYPE OF SECURITIES ON THE LJUBLJANA STOCK EXCHANGE IN YEAR 2000 AND IN COMPARISON WITH YEAR 1999 IN MIO SIT (single counted)

Year	OFFICIAL MARKETS A AND B		FREE MARKET		INV.FUNDS	PENSION COUPONS	SHORT TERM SEC.	TOTAL	INDEX t / (t-1)
	SHARES	BONDS	SHARES	BONDS					
Year 1999									
April	6,841	3,255	2,549	219	2,366		1,892	17,122	100
May	8,264	1,227	1,381	236	2,804		194	14,105	82
June	10,080	1,911	2,907	391	3,582		176	19,048	135
July	4,795	1,184	1,954	387	1,524		149	9,993	52
August	7,011	1,511	1,393	424	6,886		591	17,816	178
September	8,584	3,920	4,169	265	6,512		97	23,546	132
October	10,694	5,386	2,178	551	8,586	260	52	27,707	118
November	8,951	2,246	3,526	269	4,400	835	1,201	21,428	77
December	23,072	3,657	6,799	603	8,659	606	883	44,278	207
Total 1999	134,113	30,769	34,310	4,529	53,802	1,701	6,446	265,671	
Year 2000									
January	6,933	4,622	3,324	446	4,041	304	1,092	20,762	47
February	7,817	3,135	3,048	4,389	3,120	186	59	21,753	105
March	10,217	5,162	5,448	647	6,415	132	0	28,021	129
April	5,218	4,462	2,692	1,296	2,729	121	257	16,776	60
Total 2000	30,184	17,380	14,512	6,779	16,305	743	1,408	87,312	

STRUCTURE OF TURNOVER IN SECURITIES, IN NUMBER OF SECURITIES AND NUMBER OF TRANSACTIONS ON THE LJUBLJANA STOCK EXCHANGE IN APRIL 2000

TYPE OF SECURITIES	TURNOVER IN MIO SIT	VOLUME	NUMBER OF TRANSACTIONS
SHARES	7,910	1,637,088	8,565
BONDS	5,758	145,733	496
INVESTMENT FUNDS	2,729	58,755,103	20,462
SHORT TERM SEC.	257	520	2
PENSION COUPONS	121	2,572,037	1,571
TOTAL	16,776	63,110,481	31,096

BLOCK TRADING IN APRIL 2000

TURNOVER IN MIO SIT	NUMBER OF TRANSACTIONS	IN RELATIVE TERMS
MARKETS A AND B	5,963	51 61.10%
SHARES	1,967	17 32.99%
BONDS	3,996	34 67.01%
FREE MARKET	3,796	34 38.90%
SHARES	1,692	15 44.57%
BONDS	1,064	7 28.03%
INVESTMENT FUNDS	783	10 20.62%
TOTAL	9,759	85 100.00%

MOST TRADED SHARES ON THE LJUBLJANA STOCK EXCHANGE IN APRIL 2000

ISSUER	TURNOVER IN MIO SIT	CAPITALIZATION IN MIO SIT AS OF 30 April 2000	NUMBER OF SHARES
STC CELJE	986	1,004	400,442
PETROL	569	42,835	23,426
TERME EATEŽ	533	5,985	25,824
SAVA KRANJ	530	27,937	31,877
KRKA	528	88,017	20,026
OTHERS	4,764	463,613	1,135,493
TOTAL	7,910	629,390	1,637,088

TURNOVER BY LJSE MEMBERS IN APRIL 2000

MEMBER	TURNOVER IN MIO SIT	% SHARE
ILIRIKA	3,935	11.73%
BROD NA MURI	2,908	8.67%
PUBLIKUM	2,459	7.33%
PM&A BPD	2,336	6.96%
PESRPEKTIVA	2,245	6.69%
OTHERS	19,667	58.62%
TOTAL	33,551	100.00%

MOST TRADED BONDS ON THE LJUBLJANA STOCK EXCHANGE IN APRIL 2000

ISSUER	TURNOVER IN MIO SIT	CAPITALIZATION IN MIO SIT AS OF 30 April 2000	NUMBER OF SHARES
RS 9.IZDAJA	3,414	25,653	33,206
SI.MOBIL 1.IZDAJA	485	485	5,000
AUTOCOMMERCE 1.IZDAJA	482	2,457	4,500
SL.ODŠK.SKLAD 2.IZDAJA	330	14,708	45,287
RS 2.IZDAJA	225	21,869	2,171
OTHERS	823	190,804	55,569
TOTAL	5,758	255,976	145,733

MOST TRADED INV.FUNDS ON THE LJUBLJANA STOCK EXCHANGE IN APRIL 2000

ISSUER	TURNOVER IN MIO SIT	CAPITALIZATION IN MIO SIT AS OF 30 April 2000	NUMBER OF SHARES
INFOND ZLAT	527	15,583	11,032,798
TRIGLAV STEBER I	231	13,178	2,528,754
NFD 2	189	7,879	6,616,810
NFD 1	147	12,787	1,831,390
MERCATA	142	2,557	2,911,183
OTHERS	1,495	92,381	33,834,168
TOTAL	2,729	144,365	58,755,103

2. Indices

2.1. The Slovenian Stock Exchange Index - SBI

After a decline of the index SBI by 6.82% in February 2000 and by 2.4% in March, its negative trend continued also in April but it slowed down to 0.75%. It declined from 1,729.28 points at the end of March to 1,716.29 points at the end of April. The value of the index SBI one year ago was 1,786.34 points and it gave an annual negative nominal return.

The index increased over eight trading days of April and declined over the other ten. SBI was at its highest level of the month on 6 April at 1,756.63 points, and at the lowest level on 26 April at 1,700.39 points.

The index was traded at low volatility during the whole month. The biggest drop in value was recorded on 10 April - by 1.24% and the highest increase on 6 April - by 1.15%. The spread between the minimum and maximum value of the index remained narrow in April at only 56.24 points vs. 49.39 points in March.

2.2. Index of Authorised Investment Funds - PIX

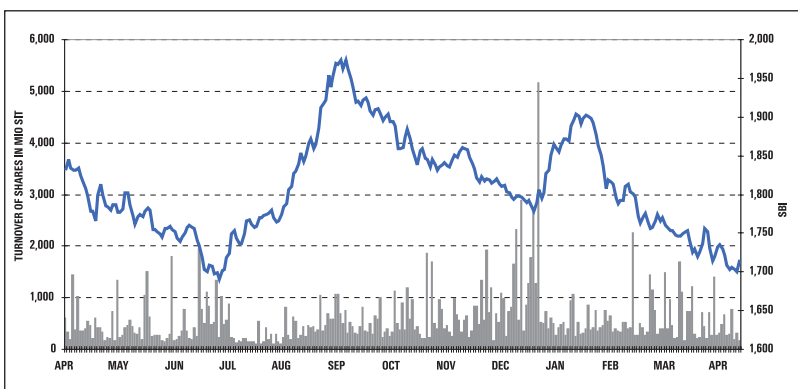
The level of PIX remained almost unchanged in the last trading days of March and April. It "declined" from 1,273.30 points to 1,273.06 points. The index increased over eight trading days of April and declined over the other ten. The PIX was at its highest level of 1,325.8 points on 6 April, just one day after the highest increase in the

month - 2.21%. After the biggest drop of 1.37% on 10 April the index continued its decline to the lowest point of the month. The bottom of the month was reached on 26 April at 1,266.09 points. One year ago the value of PIX was 973.09 points. In April the spread between the minimum and maximum value of the index narrowed to 59.71 from 120.29 points in March.

2.3. The Stock Exchange Bond Index - BIO

The Bond Index BIO started trading in March at the value of 106.20 points and its value decreased gradually to its lowest point of 106.14 on 6 April. Afterwards its value started to increase to the highest point of the month on 26 April at 106.83 points. The index remained at that level also on the last trading day in April. One year ago its value was 107.48 points.

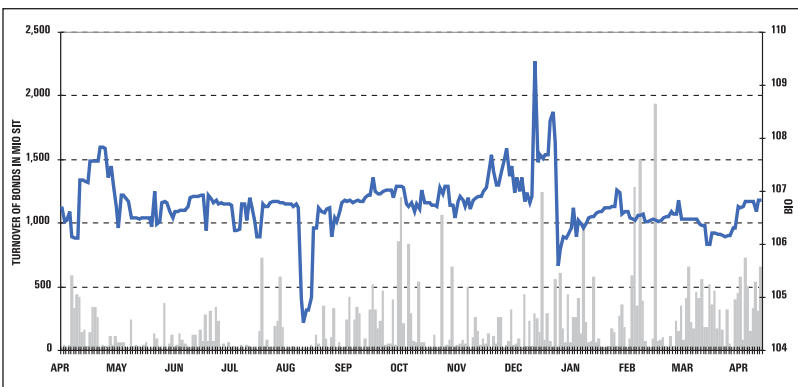
SBI - THE SLOVENE STOCK EXCHANGE INDEX AND TURNOVER OF SHARES ON LJUBLJANA STOCK EXCHANGE IN MIO SIT FROM 1 Apr. 1999 TO 30 Apr. 2000



THE SLOVENE STOCK EXCHANGE INDEX - SBI

Value as of 30 Apr. 2000	1,716.29
Abs. Change in April 2000	-12.99
Return in April 2000	-0.75%
Max Value in April 2000	1,756.63 (6 Apr.)
Min Value in April 2000	1,700.39 (26 Apr.)
Max Value from 1 Apr. 1999 TO 30 Apr. 2000	1,974.08 (10 Sep. 1999)
Min Value from 1 Apr. 1999 TO 30 Apr. 2000	1,691.26 (1 July 1999)
Max Value in History	2,026.47 (10 Aug. 1998)
Min Value in History	891.93 (10 Sep. 1996)

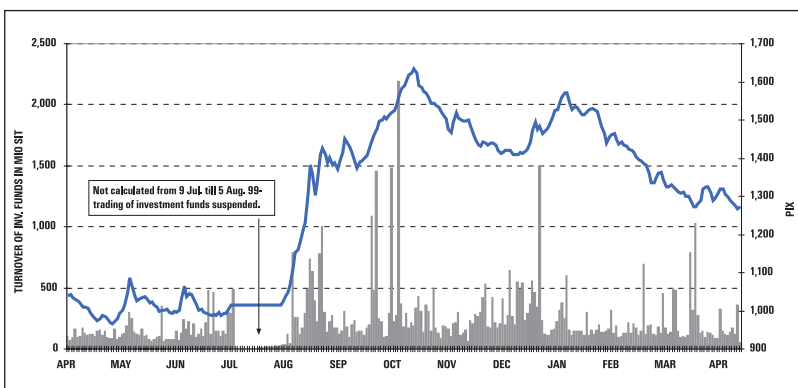
BIO - THE SLOVENE BOND INDEX AND TURNOVER OF BONDS ON LJUBLJANA STOCK EXCHANGE IN MIO SIT FROM 1 Apr. 1999 TO 30 Apr. 2000



THE SLOVENE BOND INDEX - BIO

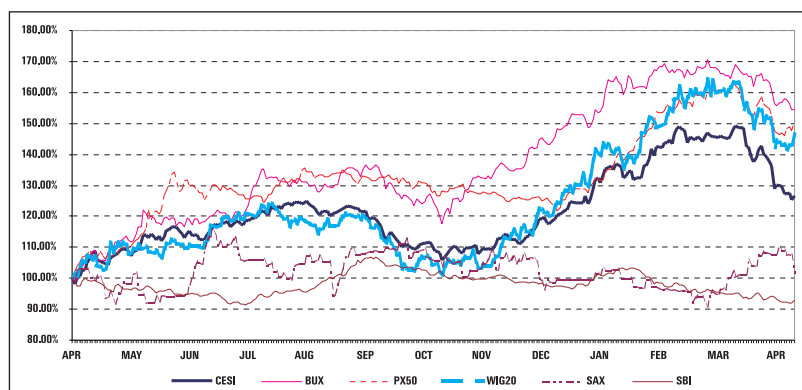
Value as of 30 Apr. 2000	106.83
Abs. Change in April 2000	0.61
Return in April 2000	0.57%
Max Value in April 2000	106.83 (26 Apr.)
Min Value in April 2000	106.14 (6 Apr.)
Max Value from 1 Apr. 1999 TO 30 Apr. 2000	109.46 (21 Dec. 1999)
Min Value from 1 Apr. 1999 TO 30 Apr. 2000	104.53 (16 Aug. 1999)
Max Value in History	113.52 (14 Dec. 1995)
Min Value in History	100.46 (5 July 1996)

PIX - THE SLOVENE INVESTMENT FUND INDEX AND TURNOVER OF INV. FUNDS ON LJUBLJANA STOCK EXCHANGE IN MIO SIT FROM 1 Apr. 1999 TO 30 Apr. 2000



THE SLOVENE INVESTMENT FUND INDEX - PIX

Value as of 30 Apr. 2000	1,273.06
Abs. Change in April 2000	-0.24
Return in April 2000	-0.02%
Max Value in April 2000	1,325.89 (6 Apr.)
Min Value in April 2000	1,266.09 (26 Apr.)
Max Value from 1 Apr. 1999 TO 30 Apr. 2000	1,633.77 (19 Oct. 1999)
Min Value from 1 Apr. 1999 TO 30 Apr. 2000	965.15 (29 Apr. 1999)
Max Value in History	1,633.77 (19 Oct. 1999)
Min Value in History	965.15 (29 Apr. 1999)



RETURN OF CENTRAL EUROPEAN STOCK INDICES IN APRIL 2000

CESI	1,409.46	(-247.2/-14.92%)
BUX	8,872.49	(-1,128.15/-11.28%)
PX50	604	(-40.20/-6.24%)
WIG20	2,042.80	(-232.70/-10.23%)
SAX	78.09	(0.18/0.23%)
SBI	1,716.29	(-12.99/-0.75%)

* Return in March 2000 - change in points/change in %

3. Price movements of selected stocks

From 31 March until 30 April 2000 the prices of fourteen shares of those listed on the official market increased: Tehnunion by 24.99%, Radenska and Žito by 9.68%, Dolenjska banka by 7.89% and Banka Koper by 3.7%. The prices of twenty shares decreased, out of those: Nika by 9.73%, Istrabenz by 7.25%, Klasje trgovina by 7.12%, Petrol by 4.65% and Gradbeno podjetje Grosuplje (GPG) by 3.92%

On 30 April 2000, the value of thirteen shares of those listed on the official market outperformed that of 30 April 1999 - out of that, Mercator by 67.09%, Comet by 14.63%, Salus by 14.56%, Probanka by 14.26% and BTC by 13.80%, while the value of sixteen shares fell - among them: Tehnunion by 46.84%, Nika by 41.14%, Petrol by 23.64%, Istrabenz by 22.61%, and Kovinotehna by 17.95%.

The price of GDRs of SKB banka was USD 9.78, one month ago USD 10.83 and one year ago USD 13.7. On the same day, the price of GDRs of BTC was USD 6.775, and one month ago USD 7.275. Its price was USD 6.625 one year ago.

TOP 5 GAINERS LISTED ON THE OFFICIAL MARKET IN YEARS 2000 AND 1999 IN PERCENTAGE

ISSUER	30 Apr. 2000/31 Mar. 2000	30 Apr. 2000/31 Dec. 1999	30 Apr. 2000/30 Apr. 1999
Tehnunion	24.99	-31.51	-46.84
Radenska	9.68	-7.07	-10.44
Žito	9.68	na	7.89
Dolenjska banka	7.89	0.00	-2.38
Banka Koper	3.70	na	na

TOP 5 LOSERS LISTED ON THE OFFICIAL MARKET IN YEARS 2000 AND 1999 IN PERCENTAGE

ISSUER	30 Apr. 2000/31 Mar. 2000	30 Apr. 2000/31 Dec. 1999	30 Apr. 2000/30 Apr. 1999
Nika	-9.73	-9.93	-41.14
Istrabenz	-7.25	-25.08	-22.61
Koloniale veletrgovina	-7.12	-15.76	na
Petrol	-4.60	-17.24	-23.64
GPG	-3.92	-7.55	-15.95

The most important driving forces behind the price changes

- After two "negative" months (February and March) we recorded a net inflow of foreign investments in the amount of SIT 187.7 million. Including the net inflow of SIT 175 million of foreign investments in January and net out flows in February and March the first four months of 2000 ended with a net inflow of SIT 121.6 million.
- The period from April to June is the time of shareholders' meetings. Six companies listed on the official market announced their meetings for May and proposed dividend payments. The impact on the share prices was positive in three cases out of six.
- The monthly inflation rate (the cost of living index) in April was 0.6% vs. 0.9% in March. The year on year inflation rate was 9.2% and 3.2% in the first four months of 2000. The annual inflation rate was 8% in 1999.
- The value of SIT depreciated in April. The Bank of Slovenia exchange rate reached SIT 202.9505 for 1 EUR (vs. SIT 20.7389 on 31 March and SIT 191.1328 on 30 April 1999). On 30 April, the Slovenian tolar exchange rate for USD was SIT 223.9083 for 1 USD (vs. SIT 211.0681 one month ago and SIT 180.2970 one year ago).

4. LJSE Ratios as of 30 April 2000

SHARES OFFICIAL MARKET A AND B

COMPANY	P / E *	DIVIDEND YIELD	MARKET BOOK RATIO	TURNOVER RATIO **
FOOD AND DRINKS				
Droga Portorož	9.06	3.97%	1.02	0.21
Kolinska Ljubljana	8.75	3.70%	0.61	0.14
Pivovarna Laško	14.77	2.94%	1.34	0.22
Pivovarna Union	12.52	2.53%	1.34	0.28
Radenska Radenci	18.40	2.42%	0.56	0.08
Žito Ljubljana	10.33	3.63%	0.59	0.07
PHARMACEUTICALS				
Krka Novo Mesto	20.50	1.81%	1.68	0.14
Lek Ljubljana	16.30	0.00%	1.53	0.18
NONMETALLIC INDUSTRY				
Comet Zreče	12.77	2.94%	0.74	0.13
CHEMICAL INDUSTRY				
Etol Celje	20.08	4.01%	0.73	0.26
Sava Kranj	14.57	2.46%	0.70	0.23
CONSTRUCTION INDUSTRY				
GPG	58.72	0.00%	0.20	0.05
COMMERCE				
Emona obala Koper	5.15	4.43%	0.43	0.22
Koloniale Maribor	6.75	2.50%	0.54	1.52
Kovinotehna Celje		0.00%	0.32	2.10
Mercator Ljubljana	33.24	0.00%	0.89	0.43
Salus Ljubljana	4.56	7.19%	1.37	0.07
Merkur Kranj	12.06	2.74%	0.73	0.54
Tehnunion Ljubljana	4.53	10.00%	0.51	0.75
CRUDE OIL INDUSTRY				
Istrabenz Koper	12.30	2.78%	0.68	0.07
Petrol Ljubljana	12.53	2.92%	0.88	0.21
PUBLISHING				
Delo Ljubljana	18.36	1.66%	4.47	0.24
HEALTH RESORTS AND HOTELS				
Terme Eatež	12.67	2.63%	0.63	0.19
Zdrav. Moravske Toplice	11.02	0.00%	0.50	0.18
TRANSPORTATION				
Aerodrom Ljubljana	18.20	3.85%	1.04	0.19
Intereuropa Koper	12.37	3.41%	0.95	0.24
Luka Koper	20.55	4.00%	1.12	0.15
BANKS				
Banka Koper	13.77	6.43%	0.94	0.51
Banka Vipava		2.83%	0.74	0.03
Dolenjska banka	10.84	4.88%	0.59	1.07
Probanka Maribor	12.36	4.74%	0.90	0.64
SKB banka	13.88	2.48%	0.56	0.47
FINANCIAL INTERMEDIATION				
Nika Brežice	n.a.	0.00%	0.50	n.a.
OTHERS				
BTC	11.17	2.36%	0.86	0.22

Calculations of have been prepared by unconsolidated financial statement.

* P/E = PRICE/EARNING PER SHARE

** Yearly turnover/average capitalization on 30 Apr. 2000, 31 Oct. 1999 and 30 Apr. 1999

5. Capitalisation

The total market capitalisation of securities, traded on the Exchange (including shares of investment companies) on 30 April 2000 amounted to SIT 1,036.1 billion. It decreased from its level of SIT 1,031.3 billion on 31 March. Compared to 30 April 1999 (SIT 747.8 billion), the market capitalisation of all securities on the Exchange increased by 38.55%. The market capitalisation of the shares listed on the official market of the Exchange increased from SIT 424.8 billion to SIT 494.8 billion or by 16.5% in one year's time. The capitalisation of shares on the free market increased in the same period by 47.4%. At the end of March 2000, the market capitalisation of all shares traded on the Exchange (official and free markets) (SIT 629.4 billion) made up 17.31% (vs. 17.35% in March and one year ago 15.88% of GDP in 1998) of GDP in the year 1999 - SIT 3,637 billion at current prices. (Source: Statistical office of the Republic of Slovenia, April 2000). Market capitalisation of forty-six investment funds was SIT 144.4 billion at the end of April 2000.

MARKET CAPITALIZATION ON THE LJUBLJANA STOCK EXCHANGE IN MIO SIT

DATE	OFFICIAL MARKETS A AND B			FREE MARKET					
	TOTAL *	INDEX	SHARES	BONDS	SHARES	BONDS	INV.FUNDS	PENSION COUPONS	FOREIGN OWNERSHIP
30 Apr. 1999	747,787	100	424,772	126,891	91,312	17,215	87,598		8.98%
31 May 1999	759,399	102	422,285	126,221	96,973	17,267	96,653		8.90%
30 June 1999	825,264	109	408,327	198,969	97,212	16,779	103,978		9.06%
31 July 1999	858,194	104	427,862	200,919	98,266	16,820	114,326		9.10%
31 Aug. 1999	885,742	103	460,267	200,293	106,089	17,027	102,066		9.19%
30 Sep. 1999	893,925	101	454,400	192,392	111,665	16,557	118,911		8.90%
31 Oct. 1999	901,646	101	440,774	198,532	115,786	17,074	125,554	3,926	8.34%
30 Nov. 1999	899,672	100	434,364	198,933	121,478	17,224	120,413	7,260	8.09%
31 Dec. 1999	919,692	102	432,710	203,140	133,752	17,622	125,359	7,109	7.98%
31 Jan. 2000	1,025,675	112	484,587	200,652	141,174	18,483	173,226	7,553	7.59%
29 Feb. 2000	1,015,726	99	473,775	218,368	136,804	20,547	159,330	6,901	7.23%
31 Mar. 2000	1,031,277	102	495,683	228,757	135,443	20,463	144,700	6,231	7.10%
30 Apr. 2000	1,036,131	100	494,800	235,086	134,590	20,890	144,365	6,399	

* including investment funds

6. Foreign investments

CHANGE IN FOREIGN OWNERSHIP

ISSUER	Balance as of 31 March 2000 (in %)	Balance as of 29 Feb. 2000 (in %)	% change 31 Mar. 2000 / 29 Feb. 2000	Market Capitalization on 31 Mar. 2000 (in mio SIT)
BTC	27,6400	18,7763	32.07%	10,733
KOLINSKA	5,6903	5,6903	0.00%	6,652
LEK	20,6191	20,9919	-1.81%	57,349
SKB BANKA	49,8189	48,8443	1.96%	12,761
KRKA	8,2328	8,2366	-0.05%	89,002
ISTRABENZ	25,2306	25,2254	0.02%	13,043
TERME ČATEŽ	8,1006	8,1006	0.00%	5,893

The net outflow of foreign investments reached more than USD 7 million in the last four months of 1999. In January, it reversed into a net inflow of USD 0.9 million. After the February and March net outflows of USD 0.9 million and USD 0.3 million, the Bank of Slovenia recorded a net inflow of USD 0.9 million in April.

The share of foreign ownership in the market capitalisation of stocks on the Exchange recorded the lowest point of the last two years - it fell to 7.23% at the end of February. The share of foreign ownership reached its highest level in May 1998 - 12.23%. Foreign investors accounted for a marginal 3.25 % of the turnover on the Exchange in February 2000, which, however, was higher than the 1.6% average of the previous year.

NUMBER OF ISSUERS, TRADED SECURITIES AND MEMBERS ON LJUBLJANA STOCK EXCHANGE

	31 Dec. 1998	31 Dec. 1999	29 Feb. 2000	30 April 2000
NUMBER OF ISSUERS	154	210	220	221
MARKETS A and B	49	49	55	55
SHARES	28	28	34	34
BONDS	21	21	21	21
FREE MARKET	105	161	165	166
SHARES	62	102	107	108
BONDS	13	12	11	11
INVESTMENT FUNDS	30	46	46	46
PENSION COUPONS		1	1	1
NUMBER OF SECURITIES	173	237	255	256
MARKETS A and B	67	74	87	87
SHARES	29	30	36	36
BONDS	38	44	51	51
FREE MARKET	106	163	168	169
SHARES	63	104	109	110
BONDS	13	12	12	12
INVESTMENT FUNDS	30	46	46	46
PENSION COUPONS		1	1	1
No. OF SHORT-TERM SECURITIES	15	15	14	14
No. OF PRIVATIZATION SHARES	103	161	172	173
MARKETS A and B	22	24	29	29
FREE MARKET SHARES	51	91	97	98
FREE MARKET INVESTMENT FUNDS	30	46	46	46
NUMBER OF MEMBERS	38	35	36	36

NET FLOW OF FOREIGN PORTFOLIO INVESTMENTS BY MONTH IN YEARS 2000 AND 1999 IN MIO SIT

Year 2000	Exchange market	Off exchange market	Total	Turnover of foreign investors on the exchange
January	112.5	62.6	175.1	619.5
February	-179.8	-2.2	-182.0	882.70
March	-6.4	-52.8	-59.2	508.50
April	164.3	23.4	187.7	396.90
Skupaj v letu 1999	-2,269.2	674.0	-1,595.1	3,163.40
Skupaj v letu 1998	2,761.2	-2,104.0	657.3	14,333.90
Skupaj v letu 1997	8,440.9	9,966.0	18,406.8	24,090.40
Skupaj v letu 1996	7,439.5	3,381.4	10,820.9	9,718.80

7. In brief

Exchange

- On 25 April 2000, the twenty-fourth auction of three-month treasury bills (SIT 3 billion at the price of 97.48 with maturity on 27 July 2000) and fourth auction of six-month treasury bills (SIT 2 billion at the price of 94.67 with maturity on 26 October 2000) were held. Trading on the secondary market will start after 5 May 2000. Trading codes will be T224 and SZM4. The next auction of three-month treasury bills and the fifth auction of six-month T-bills will take place on 23 May 2000 and 27 June 2000 respectively.

New shares listed on the free market

- On 7 April 47,816 shares (the nominal value of one share is SIT 1,000) of the company Alpdom, inženiring, d. d., Radovljica, (real estate). Trading code is ALDG.

- On 11 April 31,571 shares stemming from privatisation process (the nominal value of one share is SIT 1,000) of the company UNITAS, Tovarna armatur, Ljubljana, d. d. were admitted to trading thus increasing the total number of shares traded to 145,115. Trading code remained unchanged - USLG.

- On 14 April 706,855 shares (the nominal value of one share is SIT 1,000) of the company AVANT Holding finančna družba, d. d., Ljubljana, (financial holding). Trading code is AVHR.

- On 20 April 28,497 shares stemming from privatisation process (the nominal value of one share is SIT 1,000) of the company JATA REJA d. d., Ljubljana, were admitted to trading thus increasing the total number of shares traded to 93,859. Trading code remained unchanged - JRDG.

Shares that were excluded from trading on the free market

- On 7 April the shares of the company Posavje trgovina d.o.o., Brežice (trading code POBG) were excluded from trading on the free market of the Exchange. The shareholders' meeting adopted the decision on transformation from an incorporated company into a company with limited liability.

- On 18 April 257,016 treasury shares (value of one share is SIT 1,000) of the company DZS založništvo in trgovina, d.o.o., Ljubljana, were excluded from trading due to the shareholders' decision thus decreasing the total number of shares traded to 1,429,368. Trading code remained unchanged - DZS.

LJUBLJANA STOCK EXCHANGE, INC.

Slovenska cesta 56, 1000 Ljubljana
 Contact persons: Darko Torkar, Nataša Žabkar
 Phone: (+386) 61 171 02 11
 Fax: (+386) 61 171 02 13
 E-mail: info@ljse.si
 Internet (WWW): http://www.ljse.si