



# MONTHLY STATISTICS LJUBLJANA STOCK EXCHANGE

May 2002

Year VIII, No. 5/02

## TURNOVER

Market	Turnover (in EUR)	Volume in pieces	Number of bargains
<b>Official market</b>	<b>112,634,859</b>	<b>2,273,221</b>	<b>12,790</b>
Shares	76,414,735	1,764,163	12,282
Bonds	36,220,124	509,058	508
<b>Free market</b>	<b>47,034,948</b>	<b>83,053,553</b>	<b>24,415</b>
Shares	10,605,340	606,005	3,869
Bonds	6,651,176	111,461	514
Authorised inv.funds	27,982,392	75,494,737	15,698
Pension coupons	1,796,040	6,841,350	4,334
Short-term securities	0	0	0
<b>Total</b>	<b>159,669,807</b>	<b>85,326,774</b>	<b>37,205</b>

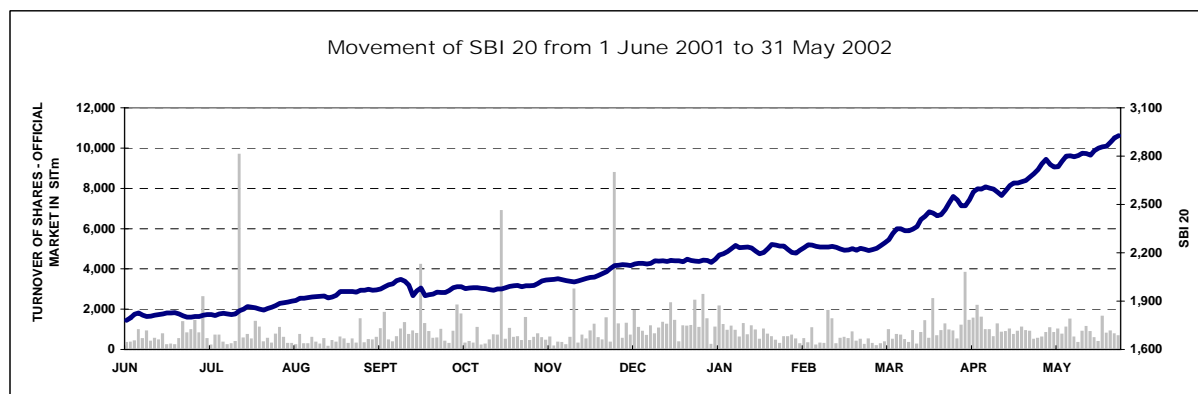
## MARKET SIZE

Market	Market capitalisation (in EURm)	Number of securities	Number of issuers
<b>Official market</b>	<b>5,743,011,814</b>	<b>105</b>	<b>56</b>
Shares	4,009,169,115	39	38
Bonds	1,733,842,699	66	18
<b>Free market</b>	<b>2,350,461,916</b>	<b>166</b>	<b>159</b>
Shares	954,995,148	117	114
Bonds	378,413,370	15	11
Inv.funds	987,155,608	33	33
Pension coupons	29,897,791	1	1
<b>Total</b>	<b>8,093,473,731</b>	<b>271</b>	<b>215</b>
Short-term securities	-	10	1

## NOMINAL RETURN

STOCK EXCHANGE INDICES	Nominal return in May 2002	Nominal return in Year 2002
Slovenian stock exchange index (SBI 20)	7.79%	36.04%
Nonweighted slovenian stock exchange index (SBI 20NT)	6.48%	33.36%
Free market index (IPT)	4.29%	28.49%
Investment fund index (PIX)	3.96%	52.51%
Bond index (BIO)	-0.41%	-1.24%

INDUSTRIAL SECTOR INDICES	Nominal return in May 2002	Nominal return in Year 2002
Food and beverages	6.74%	24.99%
Pharmaceuticals	6.62%	41.89%
Chemicals	3.05%	41.08%
Oil and gas	11.73%	45.07%
Transport	1.39%	25.46%
Trade	5.96%	32.87%





#### ISSUER

Ljubljana Stock Exchange Inc.  
Slovenska 56  
1000 Ljubljana

#### INFORMATIONS

E-mail:	info@ljse.si
Phone:	386 1 47-10-211 386 1 47-10-205
Contact persons:	Simon Mastnak, Ksenija Zver

#### STATISTICS ON WEB:

[http://www.ljse.si/StrAng/Trading/Menu/tr\\_dpl.htm](http://www.ljse.si/StrAng/Trading/Menu/tr_dpl.htm)

The screenshot shows a web browser window displaying the Ljubljana Stock Exchange website. The address bar shows [http://www.ljse.si/StrAng/Trading/Menu/tr\\_dpl.htm](http://www.ljse.si/StrAng/Trading/Menu/tr_dpl.htm). The page features a navigation menu on the left with links like 'Topical', 'Price List', 'New Securities', and 'List of Securities'. The main content area is titled 'SITE MAP' and contains a central graphic with buttons for 'TRADING', 'INFORMATION', 'INVESTING', 'LJSE MEMBERS', 'LJSE PROFILE', and 'LISTING'. Below the site map, there is a table of market data and a news section.

**Market Data Table:**

Index	Value	Δ%
INDEX	2.151.07	0.00
IPT	1.735.82	0.00
PIK	1.057.94	0.00

**News Section:**

- Signing a Memorandum of Co-Operation between Ljubljana and Zagreb Stock Exchanges
- Ljubljana Stock Exchange sells its know-how and experience

---

---

# INDEX

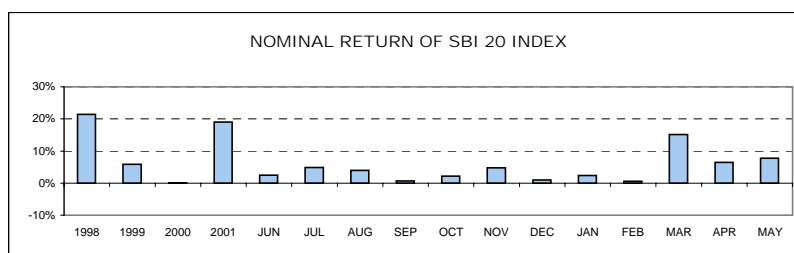
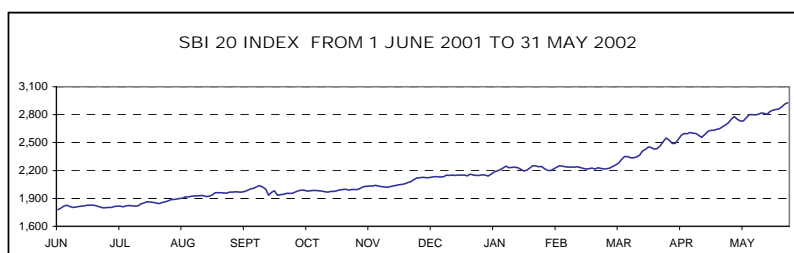
---

	Page
A) STOCK EXCHANGE INDICES	1
B) NUMBER OF ISSUERS, TRADED SECURITIES AND MEMBERS	4
C) TURNOVER	5
<b>C1) Monthly turnover by securities on official market</b>	5
<b>C2) Monthly turnover by securities on free market</b>	7
<b>C3) Most traded securities in last month</b>	12
<b>C4) Turnover by LJSE members</b>	13
<b>C5) Turnover in years 2000 and 2002</b>	14
D) MARKET CAPITALISATION	16
<b>D1) Market capitalisation of shares</b>	17
<b>D2) Market capitalisation of bonds</b>	20
<b>D3) Market capitalisation of authorised investment funds</b>	22
E) OTHER	23
<b>E1) Indicators (shares on official market)</b>	23
<b>E2) Record values</b>	24
<b>E3) New listed securities and changes in year 2001</b>	25
F) LIST OF SECURITIES	26
<b>F1) Official market</b>	26
<b>F2) Free market</b>	28

## A) STOCK EXCHANGE INDICES

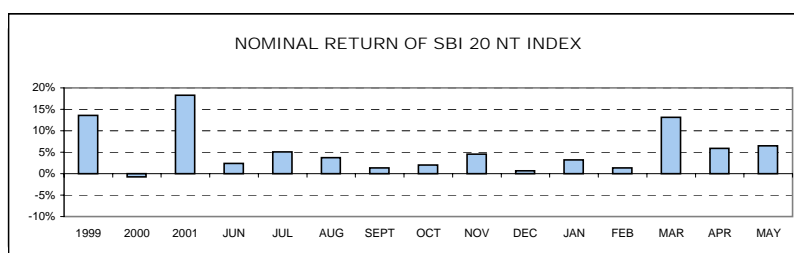
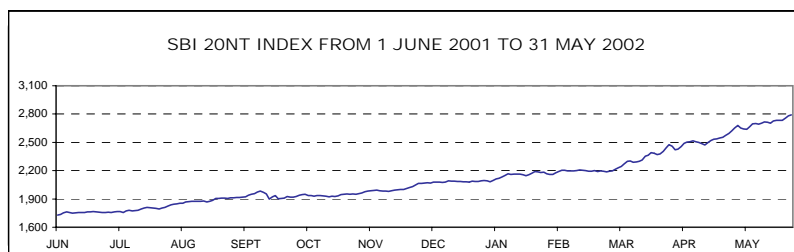
### SBI 20 - SLOVENE STOCK EXCHANGE INDEX

Year	Max	Date	Min	Date	Close	Nominal return
1994	1,598.03	28 June 1994	1,131.23	21 Oct 1994	1,396.81	39.68%
1995	1,590.17	9 Nov 1995	1,016.99	13 July 1995	1,448.75	3.72%
1996	1,589.18	13 Mar 1996	891.93	10 Sept 1996	1,183.26	-18.33%
1997	1,655.36	10 Feb 1997	1,156.14	6 Jan 1997	1,404.70	18.71%
1998	2,026.47	10 Aug 1998	1,378.49	6 Jan 1998	1,705.77	21.43%
1999	1,981.87	19 Feb 1999	1,679.48	5 Jan 1999	1,806.26	5.89%
2000	1,903.66	24 Jan 2000	1,584.23	25 May 2000	1,807.94	0.09%
2001	2,159.35	19 Dec 2001	1,700.24	25 Apr 2001	2,151.59	19.01%
Year 2002	Max	Date	Min	Date	Close	Nominal return
January	2,251.87	24 Jan 2002	2,140.80	3 Jan 2002	2,202.96	2.39%
February	2,250.00	6 Feb 2002	2,197.68	1 Feb 2002	2,214.80	0.54%
March	2,550.55	29 Mar 2002	2,220.76	1 Mar 2002	2,550.55	15.16%
April	2,715.65	30 Apr 2002	2,492.27	4 Apr 2002	2,715.65	6.47%
May	2,927.11	31 May 2002	2,732.05	9 May 2002	2,927.11	7.79%



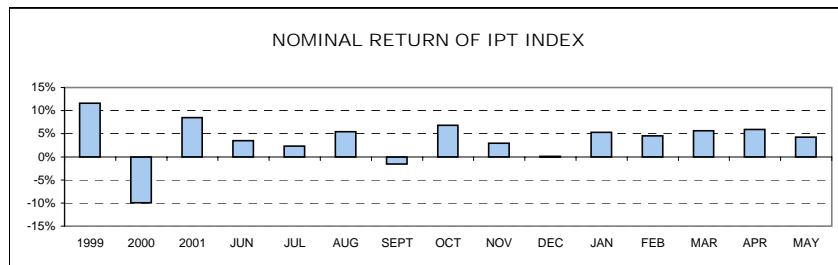
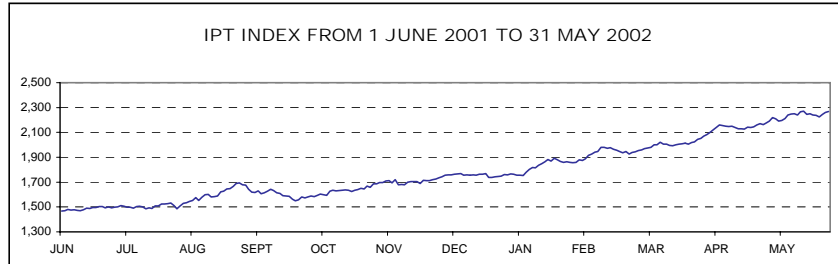
### SBI 20NT - NON-WEIGHTED SLOVENE STOCK EXCHANGE INDEX

Year	Max	Date	Min	Date	Close	Nominal return
1998	1,706.07	10 Aug 1998	1,437.30	30 June 1998	1,568.87	n.a.
1999	1,871.02	8 Sept 1999	1,548.95	5 Jan 1999	1,782.03	13.59%
2000	1,841.63	25 Jan 2000	1,585.48	25 May 2000	1,769.15	-0.72%
2001	2,096.75	27 Dec 2001	1,661.96	9 May 2001	2,092.66	18.29%
Year 2001	Max	Date	Min	Date	Close	Nominal return
January	2,191.90	24 Jan 2002	2,082.58	3 Jan 2002	2,159.19	3.18%
February	2,207.69	15 Feb 2002	2,160.71	1 Feb 2002	2,188.24	1.35%
March	2,475.76	29 Mar 2002	2,193.11	1 Mar 2002	2,475.76	13.14%
April	2,620.90	30 Apr 2002	2,422.94	3 Apr 2002	2,620.90	5.86%
May	2,790.75	31 May 2002	2,638.73	10 May 2002	2,790.75	6.48%



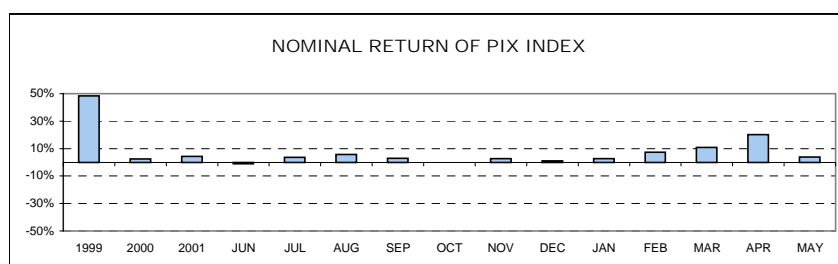
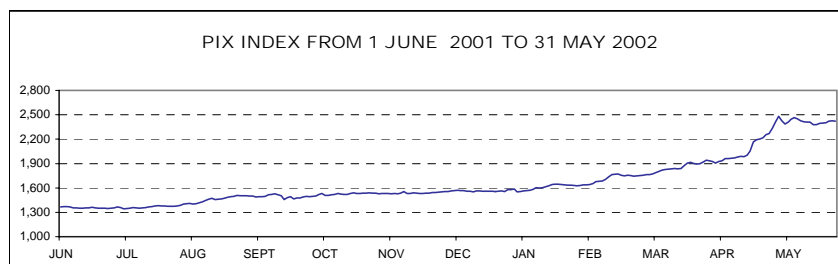
## IPT - FREE MARKET INDEX

Year	Max	Date	Min	Date	Close	Nominal return
<b>1998</b>	1,795.31	11 Aug 1998	1,318.83	1 July 1998	1,618.99	n.a.
<b>1999</b>	1,806.98	30 Dec 1999	1,504.61	3 Aug 1999	1,806.98	11.61%
<b>2000</b>	1,772.76	24 Jan 2000	1,469.64	26 Oct 2000	1,627.44	-9.94%
<b>2001</b>	1,769.69	14 Dec 2001	1,415.06	23 May 2001	1,765.60	8.49%
Year 2001	Max	Date	Min	Date	Close	Nominal return
<b>January</b>	1,892.35	22 Jan 2002	1,753.43	8 Jan 2002	1,859.61	5.32%
<b>February</b>	1,980.90	14 Feb 2002	1,872.99	4 Feb 2002	1,943.48	4.51%
<b>March</b>	2,053.15	29 Mar 2002	1,953.70	1 Mar 2002	2,053.15	5.64%
<b>April</b>	2,175.30	30 Apr 2002	2,071.00	2 Apr 2002	2,175.30	5.95%
<b>May</b>	2,271.69	21 May 2002	2,190.34	6 May 2002	2,268.57	4.29%



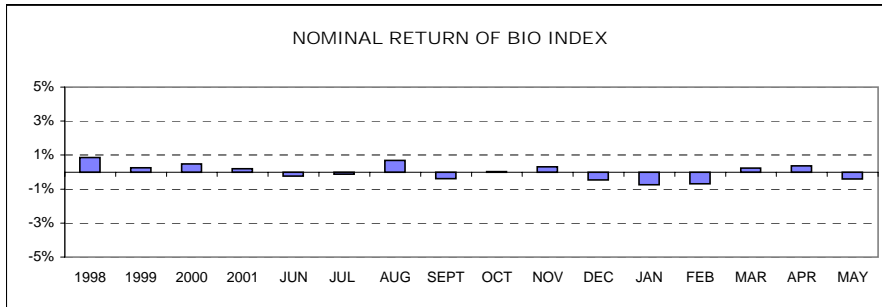
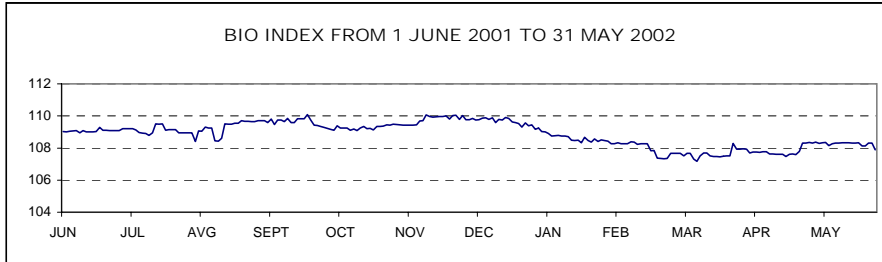
## PIX - AUTHORISED INVESTMENT FUNDS INDEX

Year	Max	Date	Min	Date	Close	Nominal return
<b>1999</b>	1,633.77	8 Sep 1999	965.15	5 Jan 1999	1,483.50	48.35%
<b>2000</b>	1,572.13	17 Jan 2000	1,097.07	25 May 2000	1,520.79	2.51%
<b>2001</b>	1,588.02	28 Dec 2001	1,328.44	23 May 2001	1,588.02	4.42%
Year 2001	Max	Date	Min	Date	Close	Nominal return
<b>January</b>	1,644.33	21 Jan 2002	1,551.00	3 Jan 2002	1,630.72	2.69%
<b>February</b>	1,773.32	19 Feb 2002	1,636.69	1 Feb 2002	1,751.32	7.40%
<b>March</b>	1,939.44	29 Mar 2002	1,755.84	1 Mar 2002	1,939.44	10.74%
<b>April</b>	2,329.56	30 Apr 2002	1,907.18	4 Apr 2002	2,329.56	20.12%
<b>May</b>	2,479.30	7 May 2002	2,378.88	23 May 2002	2,421.87	3.96%



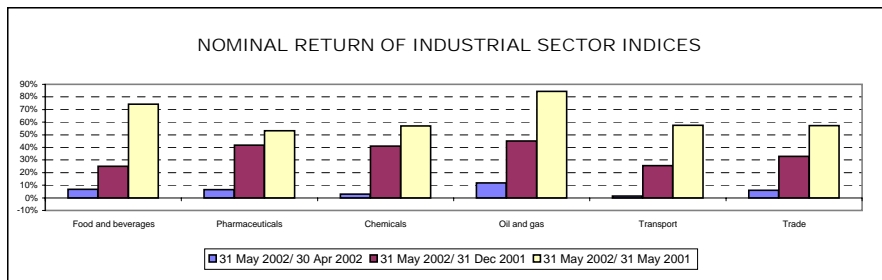
## BIO - STOCK EXCHANGE BOND INDEX

Year	Max	Date	Min	Date	Close	Nominal return
1995	113.52	14 Dec 1995	100.46	5 July 1995	111.68	11.68%
1996	111.96	8 Jan 1996	106.61	28 June 1996	107.89	-3.39%
1997	110.97	8 Apr 1997	104.90	29 Jan 1997	107.31	-0.54%
1998	108.22	30 Dec 1998	101.68	25 May 1998	108.22	0.85%
1999	110.52	4 Feb 1999	104.53	16 Aug 1999	108.50	0.26%
2000	109.63	15 Dec 2000	103.96	9 June 2000	109.03	0.49%
2001	110.08	17 Sept 2001	107.81	21 Mar 2001	109.25	0.20%
Year 2001	Max	Date	Min	Date	Close	Nominal return
January	109.03	3 Jan 2002	108.33	21 Jan 2002	108.43	-0.75%
February	108.39	12 Feb 2002	107.34	26 Feb 2002	107.68	-0.69%
March	108.29	27 Mar 2002	107.17	12 Mar 2002	107.94	0.24%
April	108.34	30 Apr 2002	107.47	19 Apr 2002	108.34	0.37%
May	108.37	7 May 2002	107.90	31 May 2002	107.90	-0.41%



## INDUSTRIAL SECTOR INDICES

SECTOR	Value as of 31 May 2002	Nominal return		
		31 May 2002/ 30 Apr 2002	31 May 2002/ 31 Dec 2001	31 May 2002/ 31 May 2001
Food and beverages	2,718.77	6.74%	24.99%	74.21%
Pharmaceuticals	3,007.84	6.62%	41.89%	53.17%
Chemicals	2,642.08	3.05%	41.08%	57.06%
Oil and gas	3,742.33	11.73%	45.07%	84.36%
Transport	2,562.28	1.39%	25.46%	57.40%
Trade	2,354.91	5.96%	32.87%	57.23%



B) NUMBER OF ISSUERS, TRADED SECURITIES AND  
MEMBERS

	31 Dec 2000	31 May 2001	31 Dec 2001	30 Apr 2002	31 May 2002
<b>NUMBER OF ISSUERS</b>	<b>225</b>	<b>231</b>	<b>221</b>	<b>215</b>	<b>215</b>
<b>Official market</b>	<b>58</b>	<b>60</b>	<b>57</b>	<b>56</b>	<b>56</b>
Shares	38	40	38	38	38
Bonds	20	20	19	18	18
<b>Free market</b>	<b>167</b>	<b>171</b>	<b>164</b>	<b>159</b>	<b>159</b>
Shares	111	114	113	112	114
Bonds	11	12	12	11	11
Investment funds	44	44	38	35	33
Pension coupons	1	1	1	1	1
	31 Dec 2000	31 May 2001	31 Dec 2001	30 Apr 2002	31 May 2002
<b>NUMBER OF SECURITIES</b>	<b>267</b>	<b>278</b>	<b>271</b>	<b>275</b>	<b>271</b>
<b>Official market</b>	<b>94</b>	<b>100</b>	<b>100</b>	<b>108</b>	<b>105</b>
Shares	40	42	39	39	39
Bonds	54	58	61	69	66
<b>Free market</b>	<b>173</b>	<b>178</b>	<b>171</b>	<b>167</b>	<b>166</b>
Shares	114	117	117	115	117
Bonds	14	16	15	16	15
Investment funds	44	44	38	35	33
Pension coupons	1	1	1	1	1
<b>Short term securities</b>	<b>8</b>	<b>12</b>	<b>10</b>	<b>10</b>	<b>10</b>
<b>Privatisation shares</b>	<b>176</b>	<b>180</b>	<b>166</b>	<b>159</b>	<b>157</b>
Official market	33	35	32	32	32
Free market - shares	99	101	96	93	93
Free market - investment funds	44	44	38	34	32
	31 Dec 2000	31 May 2001	31 Dec 2001	30 Apr 2002	31 May 2002
<b>NUMBER OF MEMBERS</b>	<b>34</b>	<b>32</b>	<b>31</b>	<b>30</b>	<b>29</b>

## C) TURNOVER

### C1) TURNOVER BY SECURITIES ON OFFICIAL MARKET IN MAY 2002

#### 1. Shares

Issue	Total (in SIT)	Total (in EUR)	Block trades (in SIT)	Cross trades (in SIT)	Share in total turnover on official market	Share in turnover of shares	Volume in pieces	Number of bargains
<b>Total shares</b>	<b>17,218,620,603</b>	<b>76,414,735</b>	<b>3,067,795,600</b>	<b>2,049,254,021</b>	<b>67.84%</b>	<b>100.00%</b>	<b>1,764,163</b>	<b>12,282</b>
<b>Common shares</b>	<b>17,128,358,591</b>	<b>76,014,007</b>	<b>3,067,795,600</b>	<b>2,017,293,376</b>	<b>67.48%</b>	<b>99.48%</b>	<b>1,762,195</b>	<b>12,209</b>
1 KRKA	3,871,521,778	17,179,455	321,048,200	256,258,062	15.25%	22.48%	102,980	1,878
2 LEK	2,813,481,553	12,484,757	859,824,000	231,472,985	11.08%	16.34%	47,302	1,222
3 PIVOVARNA LAŠKO	2,154,932,960	9,563,440	923,700,000	144,371,662	8.49%	12.52%	338,303	1,004
4 PETROL	1,684,182,343	7,473,381	308,470,000	346,923,323	6.64%	9.78%	52,424	1,318
5 GORENJE	1,569,123,544	6,964,829	124,055,000	197,783,634	6.18%	9.11%	473,862	1,299
6 MERCATOR	1,480,059,139	6,570,044	298,300,000	127,792,981	5.83%	8.60%	68,507	1,087
7 LUKA KOPER	728,765,050	3,234,018	45,841,950	219,288,847	2.87%	4.23%	167,361	613
8 INTEREUROPA	383,073,444	1,699,720	114,466,450	49,364,794	1.51%	2.22%	79,779	327
9 SAVA	368,475,415	1,635,372	72,090,000	61,394,909	1.45%	2.14%	14,797	410
10 ŽITO	240,108,031	1,065,610	0	17,392,402	0.95%	1.39%	9,193	390
11 COMET	223,599,457	992,300	0	71,634,750	0.88%	1.30%	91,280	86
12 ZDRAVILIŠČE MORAVSKE TOPLICE	197,211,201	875,431	0	70,798,953	0.78%	1.15%	89,467	278
13 DROGA PORTOROŽ	182,282,124	809,587	0	113,497,936	0.72%	1.06%	3,030	94
14 ISTRABENZ	172,124,474	763,947	0	20,998,032	0.68%	1.00%	25,917	332
15 KOLINSKA	162,311,422	720,620	0	16,884,392	0.64%	0.94%	36,002	305
16 MERKUR	154,205,285	684,270	0	8,322,802	0.61%	0.90%	7,794	255
17 ŽIVILA KRANJ	144,580,224	641,850	0	7,399,257	0.57%	0.84%	8,203	257
18 SALUS - SERIJA B	102,477,562	454,857	0	6,997,498	0.40%	0.60%	1,285	77
19 KOMPAS MTS	93,582,875	415,334	0	5,527,778	0.37%	0.54%	56,338	161
20 TERME ČATEŽ	74,435,313	330,476	0	4,171,092	0.29%	0.43%	3,363	142
21 DELO PRODAJA	59,217,604	262,787	0	6,911,436	0.23%	0.34%	11,569	90
22 DELO	54,852,287	243,464	0	9,224,963	0.22%	0.32%	3,044	54
23 AERODROM	41,638,470	184,798	0	743,286	0.16%	0.24%	10,859	66
24 EMONA OBALA KOPER	36,825,093	163,353	0	6,548,240	0.15%	0.21%	14,856	84
25 PIVOVARNA UNION	35,609,843	157,949	0	2,832,590	0.14%	0.21%	450	75
26 RADENSKA	30,302,932	134,511	0	1,002,594	0.12%	0.18%	19,529	96
27 ETOL	17,758,421	78,787	0	2,548,035	0.07%	0.10%	593	49
28 GEODETSKI ZAVOD SLOVENIJE	17,371,296	77,075	0	5,061,072	0.07%	0.10%	8,790	35
29 SKB BANKA	14,296,421	63,425	0	473,360	0.06%	0.08%	7,429	41
30 MLINOTEST	11,140,748	49,435	0	387,750	0.04%	0.06%	6,778	22
31 GRADB.PODJETJE GROSUPLJE	3,990,736	17,721	0	1,298,000	0.02%	0.02%	574	26
32 BANKA KOPER	3,218,597	14,286	0	1,677,232	0.01%	0.02%	65	11
33 TEHNOUNION	1,103,490	4,900	0	249,390	0.00%	0.01%	130	13
34 KOLONIALE VELETRGOVINA	483,444	2,147	0	43,324	0.00%	0.00%	321	10
35 NIKA	16,015	71	0	16,015	0.00%	0.00%	21	2
36 BLAGOV.TRGOVINSKI CENTER BTC	0	0	0	0	0.00%	0.00%	0	0
<b>Preferred shares</b>	<b>90,262,012</b>	<b>400,728</b>	<b>0</b>	<b>31,960,645</b>	<b>0.36%</b>	<b>0.52%</b>	<b>1,968</b>	<b>73</b>
1 LEK	86,878,725	385,708	0	31,666,358	0.34%	0.50%	1,463	63
2 PROBANKA	2,444,587	10,857	0	294,287	0.01%	0.01%	494	8
3 VIPA BANKA	938,700	4,163	0	0	0.00%	0.01%	11	2



## 2. Bonds

Issue	Total (in SIT)	Total (in EUR)	Block trades (in SIT)	Cross trades (in SIT)	Share in total turnover on official market	Share in turnover of bonds	Volume in pieces	Number of bargains
<b>Total bonds</b>	<b>8,163,186,638</b>	<b>36,220,124</b>	<b>5,972,887,637</b>	<b>879,310,757</b>	<b>32.16%</b>	<b>100.00%</b>	<b>509,058</b>	<b>508</b>
1 REPUBLIKA SLOVENIJA 37 <sup>th</sup> issue	1,808,761,452	8,030,053	1,559,933,900	146,061,402	7.13%	22.16%	177,657	42
2 REPUBLIKA SLOVENIJA 29 <sup>th</sup> issue	1,336,276,445	5,927,988	1,071,673,847	34,221,067	5.26%	16.37%	59,612	67
3 REPUBLIKA SLOVENIJA 15 <sup>th</sup> issue, E series	1,104,071,390	4,895,550	1,103,161,247	910,144	4.35%	13.53%	5,984	6
4 REPUBLIKA SLOVENIJA 38 <sup>th</sup> issue	833,040,644	3,697,725	512,117,123	188,248,986	3.28%	10.20%	36,847	40
5 REPUBLIKA SLOVENIJA 27 <sup>th</sup> issue	633,770,572	2,811,219	359,130,500	37,394,243	2.50%	7.76%	61,165	41
6 REPUBLIKA SLOVENIJA 31 <sup>st</sup> issue	625,694,715	2,776,307	477,083,650	47,145,680	2.47%	7.66%	60,016	19
7 REPUBLIKA SLOVENIJA 34 <sup>th</sup> issue	407,024,000	1,805,453	210,760,000	154,280,000	1.60%	4.99%	39,900	7
8 REPUBLIKA SLOVENIJA 4 <sup>th</sup> issue	154,915,007	687,772	0	3,875,478	0.61%	1.90%	1,760	55
9 REPUBLIKA SLOVENIJA 28 <sup>th</sup> issue	147,154,095	652,447	102,600,000	42,046,520	0.58%	1.80%	14,364	11
10 REPUBLIKA SLOVENIJA 15 <sup>th</sup> issue, H series	141,381,049	626,925	118,619,440	3,020,536	0.56%	1.73%	745	7
11 ABANKA 4 <sup>th</sup> issue	138,089,499	612,457	35,093,085	90,996,707	0.54%	1.69%	6,107	16
12 REPUBLIKA SLOVENIJA 14 <sup>th</sup> issue	127,434,609	565,849	0	337,820	0.50%	1.56%	11,667	12
13 NFD INVESTICIJSKO SVETOVANJE	120,211,157	532,845	112,063,412	8,147,744	0.47%	1.47%	678	6
14 REPUBLIKA SLOVENIJA 26 <sup>th</sup> issue	113,884,049	505,405	75,954,223	1,357,488	0.45%	1.40%	5,037	20
15 REPUBLIKA SLOVENIJA 32 <sup>nd</sup> issue	97,736,866	433,634	78,588,442	9,080,228	0.39%	1.20%	4,326	13
16 REPUBLIKA SLOVENIJA 22 <sup>nd</sup> issue	80,016,100	354,625	79,300,000	612,600	0.32%	0.98%	8,000	3
17 BANKA VIPA 5 <sup>th</sup> issue	51,231,334	227,662	46,293,926	4,937,407	0.20%	0.63%	1,401	2
18 REPUBLIKA SLOVENIJA 35 <sup>th</sup> issue	49,310,340	218,779	0	8,350,340	0.19%	0.60%	4,814	7
19 BANKA VIPA 6 <sup>th</sup> issue	32,198,619	143,062	0	548,979	0.13%	0.39%	763	5
20 BANKA CELJE 5 <sup>th</sup> issue	30,514,842	135,394	30,514,842	0	0.12%	0.37%	1,330	1
21 REPUBLIKA SLOVENIJA 17 <sup>th</sup> issue	24,498,180	108,644	0	24,498,180	0.10%	0.30%	2,377	2
22 STANOVANJSKI SKLAD 2 <sup>nd</sup> issue	24,123,141	107,138	0	21,317,742	0.10%	0.30%	230	13
23 REPUBLIKA SLOVENIJA 33 <sup>rd</sup> issue	11,899,995	52,760	0	11,624,377	0.05%	0.15%	86	4
24 SLOVENSKA RAZVOJNA DRUŽBA	8,537,980	37,906	0	3,186,761	0.03%	0.10%	75	15
25 REPUBLIKA SLOVENIJA 25 <sup>th</sup> issue	7,779,628	34,524	0	6,916,348	0.03%	0.10%	758	13
26 REPUBLIKA SLOVENIJA 10 <sup>th</sup> issue	7,415,558	32,886	0	774,318	0.03%	0.09%	905	9
27 ABANKA 3 <sup>rd</sup> issue	7,346,898	32,606	0	3,695,648	0.03%	0.09%	331	7
28 BTC HIPOTEKARNE OBVEZNICE	7,277,084	32,290	0	4,947,858	0.03%	0.09%	663	12
29 REPUBLIKA SLOVENIJA 24 <sup>th</sup> issue	5,909,600	26,225	0	1,054,400	0.02%	0.07%	580	5
30 REPUBLIKA SLOVENIJA 15 <sup>th</sup> issue, I series	5,733,684	25,450	0	3,813,541	0.02%	0.07%	30	4
31 HOTELI BERNARDIN	4,512,482	20,027	0	4,512,482	0.02%	0.06%	42	5
32 DOLENJSKA BANKA DEVIZNE	2,823,591	12,522	0	2,823,591	0.01%	0.03%	49	2
33 REPUBLIKA SLOVENIJA 20 <sup>th</sup> issue	2,195,953	9,749	0	1,000,493	0.01%	0.03%	217	11
34 ABANKA 1 <sup>st</sup> issue	1,869,818	8,294	0	1,869,818	0.01%	0.02%	32	3
35 KREKOVA BANKA 2 <sup>nd</sup> issue	1,841,556	8,182	0	1,841,556	0.01%	0.02%	32	2
36 NLB DEVIZNE	1,611,380	7,158	0	0	0.01%	0.02%	14	1
37 BANKA VIPA 4 <sup>th</sup> issue	1,428,498	6,346	0	1,028,988	0.01%	0.02%	36	3
38 REPUBLIKA SLOVENIJA 18 <sup>th</sup> issue	1,048,018	4,652	0	815,251	0.00%	0.01%	45	3
39 REPUBLIKA SLOVENIJA 13 <sup>th</sup> issue	694,044	3,083	0	694,044	0.00%	0.01%	6	1
40 REPUBLIKA SLOVENIJA 19 <sup>th</sup> issue	556,750	2,468	0	303,000	0.00%	0.01%	55	3
41 REPUBLIKA SLOVENIJA 8 <sup>th</sup> issue	290,519	1,288	0	0	0.00%	0.00%	208	1
42 SKB OBVEZNICE 3 <sup>rd</sup> issue	207,527	921	0	207,527	0.00%	0.00%	6	1
43 REPUBLIKA SLOVENIJA 12 <sup>th</sup> issue	205,078	911	0	205,078	0.00%	0.00%	19	1
44 STANOVANJSKI SKLAD RS 1 <sup>st</sup> issue	157,163	698	0	157,163	0.00%	0.00%	21	1
45 BANKA VIPA 2 <sup>nd</sup> issue	155,760	691	0	155,760	0.00%	0.00%	7	2
46 NLB 2 <sup>nd</sup> issue, B series	112,534	500	0	112,534	0.00%	0.00%	1	1
47 SKB OBVEZNICE 4 <sup>th</sup> issue, A series	101,160	449	0	101,160	0.00%	0.00%	1	1
48 RS08 TAX FREE BOND	79,770	354	0	79,770	0.00%	0.00%	58	1
49 BANKA ZASAVJE OBVEZNICE 2 <sup>nd</sup> issue	56,505	251	0	0	0.00%	0.00%	1	1
50 ABANKA 5 <sup>th</sup> issue	0	0	0	0	0.00%	0.00%	0	0
51 BANKA CELJE 3 <sup>rd</sup> issue	0	0	0	0	0.00%	0.00%	0	0
52 BANKA CELJE 4 <sup>th</sup> issue	0	0	0	0	0.00%	0.00%	0	0
53 BANKA VIPA 3 <sup>rd</sup> issue	0	0	0	0	0.00%	0.00%	0	0
54 BANKA VIPA 7 <sup>th</sup> issue	0	0	0	0	0.00%	0.00%	0	0
55 DOLENJSKA BANKA TOLARSKE	0	0	0	0	0.00%	0.00%	0	0
56 NLB 2 <sup>nd</sup> issue, A series	0	0	0	0	0.00%	0.00%	0	0
57 NLB 3 <sup>rd</sup> issue	0	0	0	0	0.00%	0.00%	0	0
58 NLB TOLARSKE	0	0	0	0	0.00%	0.00%	0	0
59 NOVA KBM 1 <sup>st</sup> issue	0	0	0	0	0.00%	0.00%	0	0
60 NOVA KBM 2 <sup>nd</sup> issue	0	0	0	0	0.00%	0.00%	0	0
61 NOVA KBM 3 <sup>rd</sup> issue, A series	0	0	0	0	0.00%	0.00%	0	0
62 NOVA KBM 3 <sup>rd</sup> issue, B series	0	0	0	0	0.00%	0.00%	0	0
63 PROBANKA 1 <sup>st</sup> issue	0	0	0	0	0.00%	0.00%	0	0
64 PROBANKA 2 <sup>nd</sup> issue	0	0	0	0	0.00%	0.00%	0	0
65 REPUBLIKA SLOVENIJA 16 <sup>th</sup> issue	0	0	0	0	0.00%	0.00%	0	0
66 REPUBLIKA SLOVENIJA 23 <sup>rd</sup> issue	0	0	0	0	0.00%	0.00%	0	0
67 REPUBLIKA SLOVENIJA 36 <sup>th</sup> issue	0	0	0	0	0.00%	0.00%	0	0
68 SKB OBVEZNICE 4 <sup>th</sup> issue, B series	0	0	0	0	0.00%	0.00%	0	0
69 SL_ZADR_KMET_BANKA 3 <sup>rd</sup> issue	0	0	0	0	0.00%	0.00%	0	0
70 SL_ZADR_KMET_BANKA	0	0	0	0	0.00%	0.00%	0	0
<b>Total official market</b>	<b>25,381,807,241</b>	<b>112,634,859</b>	<b>9,040,683,237</b>	<b>2,928,564,778</b>	<b>100.00%</b>	<b>-</b>	<b>2,273,221</b>	<b>12,790</b>

C2) TURNOVER BY SECURITIES ON FREE MARKET IN MAY 2002

1. Shares (1)

Issue	Total (in SIT)	Total (in EUR)	Block trades (in SIT)	Cross trades (in SIT)	Share in total turnover on free market	Share in turnover of shares	Volume in pieces	Number of bargains
<b>Shares</b>	<b>2,390,529,857</b>	<b>10,605,340</b>	<b>926,354,000</b>	<b>330,651,358</b>	<b>22.55%</b>	<b>100.00%</b>	<b>606,005</b>	<b>3,869</b>
<b>Common shares</b>	<b>2,363,828,106</b>	<b>10,486,811</b>	<b>926,354,000</b>	<b>325,901,994</b>	<b>22.30%</b>	<b>98.88%</b>	<b>602,490</b>	<b>3,639</b>
1 HELIOS	603,050,428	2,673,531	480,969,000	2,059,508	5.69%	25.23%	10,974	74
2 CINKARNA	468,868,321	2,079,769	373,960,000	13,443,923	4.42%	19.61%	22,192	122
3 KD HOLDING	217,019,152	963,263	0	49,188,125	2.05%	9.08%	17,574	579
4 LESNINA	107,551,840	477,198	0	11,856,533	1.01%	4.50%	1,081	70
5 LIV POSTOJNA	71,710,169	318,269	0	25,288,625	0.68%	3.00%	5,528	82
6 JATA-MESO	63,966,527	283,759	34,488,000	517,000	0.60%	2.68%	2,679	37
7 MEDALJON	61,029,243	270,875	0	5,898,600	0.58%	2.55%	40,814	98
8 PINUS RAČE	54,037,770	240,129	0	987,522	0.51%	2.26%	4,848	10
9 TEKSTINA	50,500,696	224,217	0	9,881,845	0.48%	2.11%	55,236	120
10 INTARA	39,003,800	172,885	0	0	0.37%	1.63%	10,001	2
11 CM CELJE	37,895,500	168,305	36,937,000	148,500	0.36%	1.59%	1,789	3
12 POM-INVEST	36,066,381	160,070	0	6,877,645	0.34%	1.51%	68,459	243
13 DZS	33,816,945	149,994	0	21,185,425	0.32%	1.41%	8,381	28
14 TOSAMA	31,096,768	138,065	0	653,050	0.29%	1.30%	2,459	50
15 MARINA PORTOROŽ	29,835,260	132,425	0	20,891,760	0.28%	1.25%	2,257	18
16 GOZDNO GOSPODARSTVO BLEĐ	29,598,059	131,380	0	12,737,885	0.28%	1.24%	16,070	50
17 KD GROUP	29,100,080	129,019	0	29,000,080	0.27%	1.22%	1,044	4
18 KMETIJSKI KOMBINAT PTUJ	23,818,350	105,688	0	3,951,053	0.22%	1.00%	25,228	198
19 MELAMIN	20,137,830	89,367	0	2,674,330	0.19%	0.84%	5,406	44
20 LIP BLEĐ	19,900,654	88,346	0	13,130,415	0.19%	0.83%	21,691	46
21 BELINKA HOLDING	19,866,873	88,207	0	2,898,761	0.19%	0.83%	6,306	47
22 PLAMA - PUR	18,753,848	83,224	0	4,805,690	0.18%	0.78%	5,599	22
23 KEMA PUČONCI	18,167,008	80,588	0	523,008	0.17%	0.76%	4,555	8
24 CETIS	17,260,374	76,579	0	377,821	0.16%	0.72%	947	45
25 NIKO ŽELEZNIKI	13,695,867	60,795	0	472,500	0.13%	0.57%	599	19
26 MESNA INDUSTRIJA PRIMORSKE	13,506,348	59,923	0	1,210,870	0.13%	0.56%	8,893	38
27 GRAD PRESTRANEK	13,222,560	58,634	0	13,222,560	0.12%	0.55%	2,028	1
28 RTC KRVAVEC	11,184,553	49,633	0	11,184,553	0.11%	0.47%	4,474	1
29 HIDROTEHNIK	11,002,096	48,811	0	7,135,581	0.10%	0.46%	10,142	21
30 FRUCTAL	10,869,429	48,245	0	1,251,979	0.10%	0.45%	4,979	49
31 MERCATA 1 HOLDING	9,591,396	42,555	0	2,113,771	0.09%	0.40%	25,897	199
32 ALPETOUR POTOVALNA AGENCIJA	9,372,927	41,582	0	5,266,877	0.09%	0.39%	4,876	31
33 MERCATA HOLDING	8,445,573	37,479	0	1,815,734	0.08%	0.35%	21,802	162
34 JUTEKS	7,838,539	34,798	0	1,339,000	0.07%	0.33%	613	27
35 JAVOR PIVKA	7,594,724	33,705	0	4,035,899	0.07%	0.32%	8,504	21
36 SLOVENJAJLES	6,889,387	30,577	0	524,100	0.06%	0.29%	844	24
37 AGROKOMBINAT MARIBOR	6,691,206	29,702	0	1,419,259	0.06%	0.28%	8,948	43
38 NAMA	5,845,090	25,912	0	528,960	0.06%	0.24%	5,308	4
39 INTES	5,729,670	25,430	0	1,517,398	0.05%	0.24%	6,885	32
40 GRAND HOTEL UNION	5,627,326	24,967	0	1,432,633	0.05%	0.24%	2,257	22
41 HOTELI PALACE	5,482,256	24,330	0	1,381,686	0.05%	0.23%	3,690	33
42 AKTIVA AVANT	5,448,407	24,176	0	723,303	0.05%	0.23%	13,035	102
43 GORENJSKI TISK	5,365,650	23,813	0	3,543,900	0.05%	0.22%	1,927	15
44 KS1 - NALOŽBE	5,339,528	23,695	0	1,276,570	0.05%	0.22%	15,410	98
45 DANA	5,003,111	22,215	0	3,122,295	0.05%	0.21%	2,792	16
46 JATA EMONA	4,862,060	21,566	0	1,312,410	0.05%	0.20%	6,982	18
47 KOŠAKI TMI MARIBOR	4,499,409	19,962	0	0	0.04%	0.19%	409	3
48 ELMO	4,118,800	18,289	0	584,500	0.04%	0.17%	5,884	21
49 IMP ČRPALKE	3,994,490	17,716	0	0	0.04%	0.17%	5,382	33
50 MEDVEŠEK PUŠNIK	3,778,450	16,782	0	1,344,700	0.04%	0.16%	277	8
51 SATURNUS EMBALAŽA	3,771,099	16,732	0	539,100	0.04%	0.16%	209	18
52 IMP KLIMAT	3,600,622	15,968	0	3,600,622	0.03%	0.15%	2,594	5
53 KS4 NALOŽBE	3,474,416	15,417	0	598,628	0.03%	0.15%	9,780	179
54 OLJARICA	3,294,104	14,628	0	0	0.03%	0.14%	317	10
55 CAPITA	3,221,089	14,293	0	466,200	0.03%	0.13%	4,655	17
56 COLOR	3,118,355	13,835	0	693,571	0.03%	0.13%	1,379	38
57 KLASJE	2,856,611	12,681	0	1,341,413	0.03%	0.12%	5,430	15
58 AVTOPREVOZNIŠTVO IN SERVISI	2,725,824	12,100	0	724,000	0.03%	0.11%	9,104	16
59 CERTIUS HOLDING	2,681,764	11,902	0	456,978	0.03%	0.11%	4,871	24
60 KRONA HOLDING	2,609,765	11,581	0	609,562	0.02%	0.11%	7,045	44
61 INTERTRADE ITS	2,598,930	11,538	0	314,332	0.02%	0.11%	2,593	25
62 GEA TOVARNA OLJA	2,588,074	11,493	0	1,045,100	0.02%	0.11%	1,556	12
63 EGOLES ŠKOFJA LOKA	2,483,864	11,017	0	2,076,464	0.02%	0.10%	2,450	5
64 ZDRAVILIŠČE ROGAŠKA	2,180,328	9,674	0	16,100	0.02%	0.09%	12,333	17
65 LESNINA EMMI	2,162,130	9,596	0	202,738	0.02%	0.09%	3,193	8
66 UNITAS	2,043,969	9,072	0	1,203,570	0.02%	0.09%	766	5
67 INTEGRAL JESENICE	1,951,000	8,663	0	300,000	0.02%	0.08%	1,951	7
68 JADRAN	1,730,346	7,685	0	0	0.02%	0.07%	346	1
69 INLES RIBNICA	1,705,329	7,569	0	309,777	0.02%	0.07%	2,361	38
70 AVTO CELJE	1,692,840	7,510	0	0	0.02%	0.07%	1,248	12

## 1. Shares (2)

Issue	Total (in SIT)	Total (in EUR)	Block trades (in SIT)	Cross trades (in SIT)	Share in total turnover on free market	Share in turnover of shares	Volume in pieces	Number of bargains
71 MURALES	1,652,334	7,338	0	235,030	0.02%	0.07%	1,083	9
72 NOVOLIT	1,501,100	6,666	0	1,501,100	0.01%	0.06%	883	2
73 GOZDNO GOSPODARSTVO POSTOJNA	1,471,015	6,528	0	0	0.01%	0.06%	1,346	7
74 LIZ INŽENIRING	1,291,266	5,728	0	61,690	0.01%	0.05%	1,065	3
75 PULSAR HOLDING	1,253,750	5,566	0	113,400	0.01%	0.05%	2,164	12
76 MITOL	1,050,009	4,663	0	933,000	0.01%	0.04%	350	3
77 SVILANIT	934,207	4,144	0	774,003	0.01%	0.04%	517	9
78 SATURNUS AVTOOPREMA	850,538	3,778	0	684,030	0.01%	0.04%	189	3
79 DOM SMREKA	786,922	3,493	0	101,544	0.01%	0.03%	1,395	11
80 KRUH-PECIVO	756,700	3,355	0	0	0.01%	0.03%	757	6
81 KOMPAS HOTELI KG	595,000	2,639	0	0	0.01%	0.02%	85	2
82 SIJAJ HRASTNIK	482,332	2,142	0	0	0.00%	0.02%	250	3
83 TOPLICE DOBRNA	355,200	1,576	0	0	0.00%	0.01%	148	1
84 TUB SWATY	323,000	1,435	0	0	0.00%	0.01%	38	1
85 SVILA	277,416	1,231	0	0	0.00%	0.01%	3,007	10
86 AVANT HOLDING	184,114	817	0	0	0.00%	0.01%	505	7
87 AKTIVA FIN	165,001	731	0	59,715	0.00%	0.01%	318	3
88 ALPDOM	142,785	633	0	142,785	0.00%	0.01%	95	2
89 POTROŠNIK	136,730	606	0	0	0.00%	0.01%	121	3
90 MK TISKARNA	59,400	264	0	59,400	0.00%	0.00%	23	2
91 TOVARNA SLADKORJA ORMOŽ	16,500	73	0	0	0.00%	0.00%	11	2
92 ZASAVSKI RAČUNSKI CENTER	1,600	7	0	0	0.00%	0.00%	4	1
93 CEMENTARNA TRBOVLJE	0	0	0	0	0.00%	0.00%	0	0
94 ŽELEZARNA RAVNE - MONTER DRAVOGRAD	0	0	0	0	0.00%	0.00%	0	0
95 GORIŠKE OPEKARNE	0	0	0	0	0.00%	0.00%	0	0
96 KOVINOTEHNA	0	0	0	0	0.00%	0.00%	0	0
97 VALKARTON	0	0	0	0	0.00%	0.00%	0	0
98 GRADIS GP	0	0	0	0	0.00%	0.00%	0	0
99 HIPOTEKARNA BANKA	0	0	0	0	0.00%	0.00%	0	0
100 INTERTRADE ITA	0	0	0	0	0.00%	0.00%	0	0
101 MLAJ	0	0	0	0	0.00%	0.00%	0	0
102 UPIMO GROUP	0	0	0	0	0.00%	0.00%	0	0
103 RAZVOJNA DRUŽBA	0	0	0	0	0.00%	0.00%	0	0
104 SAVINJA MOZIRJE	0	0	0	0	0.00%	0.00%	0	0
105 JELEN	0	0	0	0	0.00%	0.00%	0	0
106 RUDIS	0	0	0	0	0.00%	0.00%	0	0
107 DRAVINJSKI DOM	0	0	0	0	0.00%	0.00%	0	0
108 DADAS	0	0	0	0	0.00%	0.00%	0	0
109 GEA COLLEGE	0	0	0	0	0.00%	0.00%	0	0
110 TUS KO-SI	0	0	0	0	0.00%	0.00%	0	0
111 KD INVESTMENTS	0	0	0	0	0.00%	0.00%	0	0
112 CREINA	0	0	0	0	0.00%	0.00%	0	0
<b>Preferred shares</b>	<b>26,701,751</b>	<b>118,529</b>	<b>0</b>	<b>4,749,364</b>	<b>0.25%</b>	<b>1.12%</b>	<b>3,515</b>	<b>230</b>
1 KD HOLDING	26,701,751	118,529	0	4,749,364	0.25%	1.12%	3,515	230
2 HIPOTEKARNA BANKA	0	0	0	0	0.00%	0.00%	0	0
3 KOVINOTEHNA	0	0	0	0	0.00%	0.00%	0	0
4 PRIMOFIN	0	0	0	0	0.00%	0.00%	0	0
5 ZDRAVILIŠČE ROGAŠKA	0	0	0	0	0.00%	0.00%	0	0

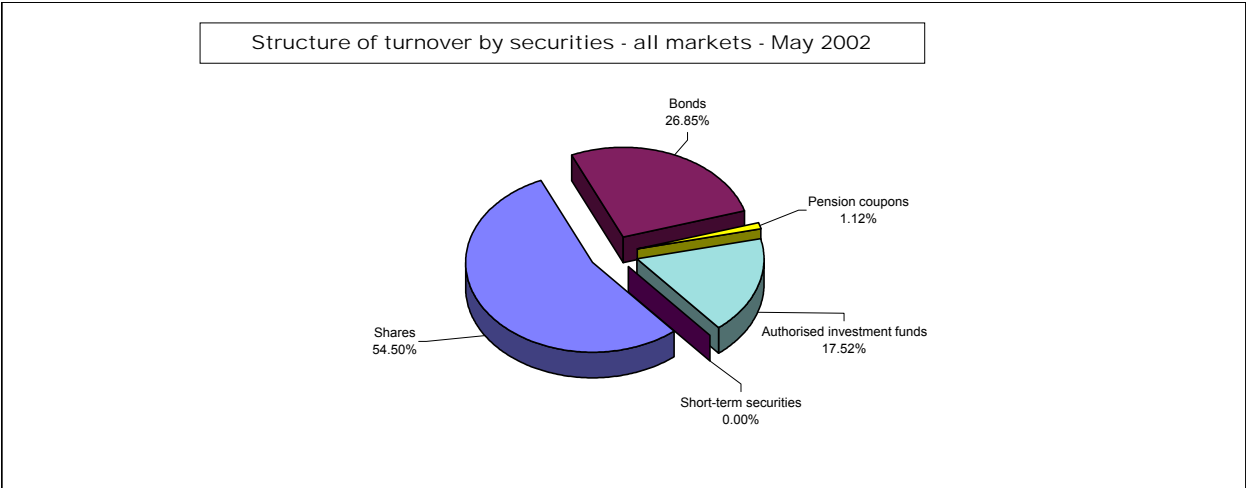
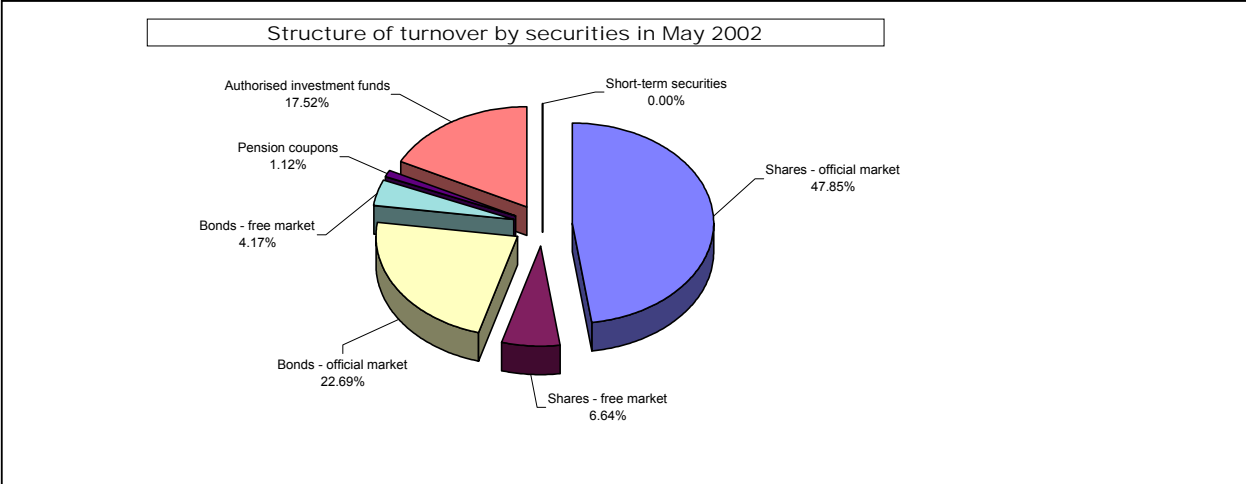
## 2. Bonds

Issue	Total (in SIT)	Total (in EUR )	Block trades (in SIT)	Cross trades (in SIT)	Share in total turnover on free market	Share in turnover of bonds	Volume in pieces	Number of bargains
<b>Bonds</b>	<b>1,499,206,806</b>	<b>6,651,176</b>	<b>625,260,263</b>	<b>192,469,029</b>	<b>14.14%</b>	<b>100.00%</b>	<b>111,461</b>	<b>514</b>
1 SLOV. ODŠKODNINSKA DRUŽBA 2 <sup>nd</sup> issue	1,037,919,988	4,605,305	187,309,834	169,132,640	9.79%	69.23%	101,375	503
2 STANOVANJSKI SKLAD 3 <sup>rd</sup> issue	304,983,633	1,351,659	303,768,353	1,225,280	2.88%	20.34%	2,974	3
3 PROBANKA 4 <sup>th</sup> issue	154,954,664	688,232	134,192,076	20,762,588	1.46%	10.34%	6,998	4
4 KD INVESTMENTS 1 <sup>st</sup> issue	1,139,193	5,052	0	1,139,193	0.01%	0.08%	100	3
5 VIPA	209,328	928	0	209,328	0.00%	0.01%	14	1
6 AUTOCOMMERCE 1 <sup>st</sup> issue	0	0	0	0	0.00%	0.00%	0	0
7 BANKA KOPER 2 <sup>nd</sup> issue	0	0	0	0	0.00%	0.00%	0	0
8 BANKA KOPER 3 <sup>rd</sup> issue	0	0	0	0	0.00%	0.00%	0	0
9 BANKA KOPER 4 <sup>th</sup> issue	0	0	0	0	0.00%	0.00%	0	0
10 BORZNA DR. POTEZA OBVEZNICE 2 <sup>nd</sup> issue	0	0	0	0	0.00%	0.00%	0	0
11 OBČINA ŠMARJE	0	0	0	0	0.00%	0.00%	0	0
12 PROBANKA 4 <sup>th</sup> issue	0	0	0	0	0.00%	0.00%	0	0
13 SI.MOBIL 1 <sup>st</sup> issue	0	0	0	0	0.00%	0.00%	0	0
14 SIP STROJNA INDUSTRIJA 1 <sup>st</sup> issue, A series	0	0	0	0	0.00%	0.00%	0	0
15 SIP STROJNA INDUSTRIJA 1 <sup>st</sup> issue, B series	0	0	0	0	0.00%	0.00%	0	0
16 UBK KONVERTIBILNE	0	0	0	0	0.00%	0.00%	0	0
<b>Total free market (shares and bonds)</b>	<b>3,889,736,663</b>	<b>17,256,516</b>	<b>1,551,614,263</b>	<b>523,120,387</b>	<b>36.70%</b>	<b>-</b>	<b>717,466</b>	<b>4,383</b>

### 3. Authorised investment funds and pension coupons

Issue	Total (in SIT)	Total (in EUR)	Block trades (in SIT)	Cross trades (in SIT)	Share in total turnover on free market	Share in turnover of auth.inv. funds	Volume in pieces	Number of bargains
<b>Total authorised investment funds</b>	<b>6,305,661,712</b>	<b>27,982,392</b>	<b>2,281,334,955</b>	<b>886,088,967</b>	<b>59.49%</b>	<b>100.00%</b>	<b>75,494,737</b>	<b>15,698</b>
1 INFOND ZLAT	989,773,896	4,392,342	538,502,772	77,307,833	59.49%	15.70%	11,606,946	1,722
2 ZLATA MONETA 1	710,424,445	3,151,013	0	116,217,438	9.34%	11.27%	5,186,057	962
3 TRIGLAV STEBER 1	615,326,495	2,730,113	85,289,000	58,180,364	6.70%	9.76%	3,445,046	1,006
4 ATENA 1. SKLAD	588,258,597	2,612,259	321,300,000	116,061,599	5.80%	9.33%	9,715,424	612
5 MODRA LINJA	542,767,413	2,408,440	463,417,240	51,371,283	5.55%	8.61%	5,849,547	369
6 POMURSKA INV.DRUŽBA 1	512,701,187	2,274,514	360,545,499	25,340,587	5.12%	8.13%	3,219,722	284
7 ZVON DVA	359,445,161	1,595,141	151,636,281	145,462,596	4.84%	5.70%	7,935,666	790
8 ZVON ENA	301,917,319	1,340,531	0	36,095,647	3.39%	4.79%	2,530,604	1,016
9 NFD 1	260,570,433	1,156,611	0	20,708,924	3.39%	4.13%	1,610,787	1,059
10 TRIGLAV STEBER II	216,999,041	962,988	141,183,143	15,946,532	2.46%	3.44%	4,655,047	927
11 NFD 2	194,378,301	862,872	0	35,081,337	2.05%	3.08%	3,809,141	1,611
12 MAKSIMA 1	186,016,025	825,679	0	68,254,026	1.83%	2.95%	2,180,659	1,009
13 ARKADA ENA	184,913,304	819,959	160,661,020	2,917,801	1.75%	2.93%	2,879,344	204
14 ID KD	165,187,414	733,109	0	10,248,940	1.74%	2.62%	1,341,958	820
15 ZLATA MONETA II	109,656,637	486,405	58,800,000	4,568,221	1.56%	1.74%	2,529,612	514
16 PID VIPA INVEST	82,593,601	366,529	0	2,577,359	1.03%	1.31%	956,038	113
17 KRONA SENIOR	80,190,982	355,903	0	29,874,009	0.78%	1.27%	1,157,257	297
18 PID KD	39,269,262	174,332	0	11,719,795	0.76%	0.62%	948,404	636
19 NIKA 1	35,385,837	157,161	0	30,494,429	0.37%	0.56%	962,570	88
20 VIZIJA DPB	20,215,177	89,747	0	7,736,360	0.33%	0.32%	325,029	139
21 NIKA	16,510,086	73,240	0	2,959,469	0.19%	0.26%	363,496	115
22 MERCATA	14,375,199	63,815	0	3,583,743	0.16%	0.23%	282,898	206
23 PID AKTIVA AVANT I	11,977,473	53,154	0	748,951	0.14%	0.19%	317,449	124
24 KS-sklad 2	11,702,697	51,936	0	2,403,726	0.11%	0.19%	235,905	110
25 MERCATA 1	11,607,080	51,526	0	1,534,094	0.11%	0.18%	245,566	218
26 POOBLAŠČENA POMURSKA INV. DRUŽBA	10,284,130	45,638	0	2,014,108	0.11%	0.16%	260,798	254
27 TRDNJAVA	8,154,670	36,201	0	2,805,009	0.10%	0.13%	249,110	86
28 TRDNJAVA I	7,592,638	33,712	0	399,161	0.08%	0.12%	209,180	78
29 KS - SKLAD 4	6,561,212	29,112	0	1,302,278	0.07%	0.10%	180,711	192
30 NIKA 2	3,332,935	14,792	0	1,821,261	0.06%	0.05%	102,375	44
31 CAPINVEST 2	2,530,811	11,236	0	43,240	0.03%	0.04%	51,890	21
32 TRGATEV	2,220,822	9,859	0	212,908	0.02%	0.04%	67,591	37
33 PLOD	1,571,742	6,978	0	105,939	0.02%	0.02%	46,260	20
34 SETEV	1,249,690	5,545	0	0	0.01%	0.02%	36,650	15
<b>Pension coupons</b>	<b>404,689,801</b>	<b>1,796,040</b>	<b>0</b>	<b>56,392,439</b>	<b>3.82%</b>	<b>-</b>	<b>6,841,350</b>	<b>4,334</b>
<b>Short-term securities</b>	<b>0</b>	<b>0</b>	<b>0</b>	<b>0</b>	<b>0.00%</b>	<b>-</b>	<b>0</b>	<b>0</b>
<b>Total free market</b>	<b>10,600,088,176</b>	<b>47,034,948</b>	<b>3,832,949,218</b>	<b>1,465,601,793</b>	<b>100%</b>	<b>-</b>	<b>83,053,553</b>	<b>24,415</b>
<b>Total turnover in May 2002</b>	<b>35,981,895,417</b>	<b>159,669,807</b>	<b>12,873,632,455</b>	<b>4,394,166,571</b>	<b>-</b>	<b>-</b>	<b>85,326,774</b>	<b>37,205</b>

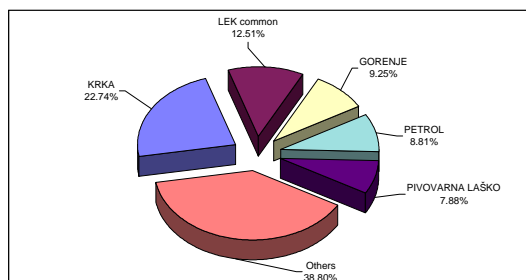
Structure of turnover by securities in May 2002



### C3) MOST TRADED SECURITIES IN MAY 2002

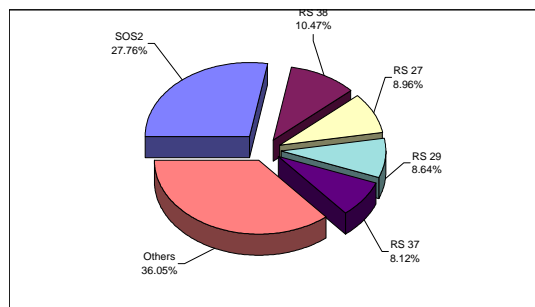
#### MOST TRADED SHARES

Issue	Turnover (in SIT) - order book trades only	Market capitalisation as of 31 May 2002 (in SIT)	Number of bargains - order book trades only
KRKA	3,550,473,578	139,692,914,054	1,873
LEK common	1,953,657,553	115,858,715,781	1,212
GORENJE	1,445,068,544	44,654,440,000	1,297
PETROL	1,375,712,343	69,581,038,308	1,314
PIVOVARNA LAŠKO	1,231,232,960	42,620,304,937	1,001
Others	6,058,855,882	707,698,172,156	9,417
<b>Total</b>	<b>15,615,000,860</b>	<b>1,120,105,585,236</b>	<b>16,114</b>



#### MOST TRADED BONDS

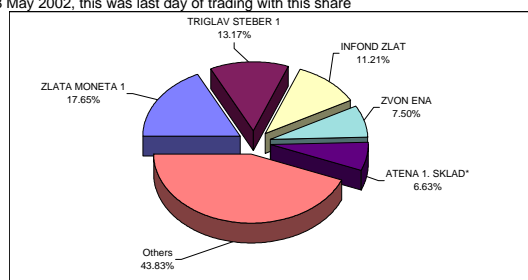
Issue	Turnover (in SIT) - order book trades only	Market capitalisation as of 31 May 2002 (in SIT)	Number of bargains - order book trades only
SLOVENSKA ODŠKODNINSKA DRUŽBA 2 <sup>nd</sup> issue	850,610,154	71,794,043,314	500
REPUBLIKA SLOVENIJA 38 <sup>th</sup> issue	320,923,521	4,106,343,135	34
REPUBLIKA SLOVENIJA 27 <sup>th</sup> issue	274,640,072	17,867,000,000	36
REPUBLIKA SLOVENIJA 29 <sup>th</sup> issue	264,602,598	7,423,236,238	61
REPUBLIKA SLOVENIJA 37 <sup>th</sup> issue	248,827,552	17,188,700,000	26
Others	1,104,641,647	358,226,545,895	303
<b>Total</b>	<b>3,064,245,544</b>	<b>476,605,868,582</b>	<b>960</b>



#### MOST TRADED AUTHORISED INVESTMENT FUNDS

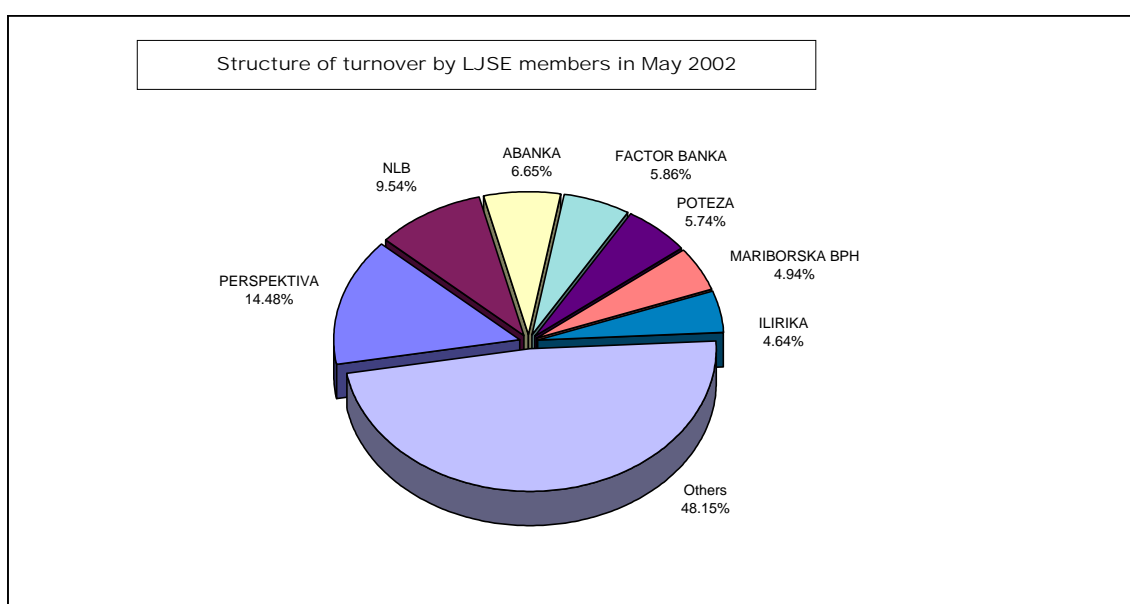
Issue	Turnover (in SIT) - order book trades only	Market capitalisation as of 31 May 2002 (in SIT)	Number of bargains - order book trades only
ZLATA MONETA 1	710,424,445	9,839,664,046	962
TRIGLAV STEBER 1	530,037,495	27,074,274,868	1,005
INFOND ZLAT	451,271,124	28,534,962,484	1,720
ZVON ENA	301,917,319	16,748,707,560	1,016
ATENA 1. SKLAD*	266,958,597	22,051,293,267	611
Others	1,763,717,777	118,491,210,975	10,366
<b>Total</b>	<b>4,024,326,757</b>	<b>222,740,113,200</b>	<b>15,680</b>

\* Capitalisation is on 28 May 2002, this was last day of trading with this share



## C4) TURNOVER BY LJSE MEMBERS IN MAY 2002

	Member	Official market (in SIT)	Free market (in SIT)	Total (in SIT)	Share in turnover
1	PERSPEKTIVA	9,647,799,241	769,392,799	10,417,192,040	14.48%
2	NLB	5,697,935,573	1,165,846,022	6,863,781,595	9.54%
3	ABANKA	3,334,923,350	1,451,545,045	4,786,468,395	6.65%
4	FACTOR BANKA	1,859,076,892	2,356,090,801	4,215,167,692	5.86%
5	POTEZA	2,883,487,699	1,250,510,150	4,133,997,850	5.74%
6	MARIBORSKA BPH	2,991,650,856	565,615,896	3,557,266,752	4.94%
7	ILIRIKA	1,878,967,704	1,463,485,707	3,342,453,411	4.64%
8	PROBANKA	2,363,996,278	731,922,792	3,095,919,070	4.30%
9	KREKOVA BANKA	1,739,804,631	964,918,597	2,704,723,228	3.76%
10	PM&A BPD	1,956,398,177	568,805,483	2,525,203,661	3.51%
11	BANK AUSTRIA CREDITANSTALT	2,092,824,096	247,275,388	2,340,099,484	3.25%
12	PFC INTERFIN	964,441,271	1,267,029,044	2,231,470,316	3.10%
13	MEDVEŠEK PUŠNIK	1,487,881,000	736,938,366	2,224,819,366	3.09%
14	CERTIUS BPH	1,167,076,923	880,402,572	2,047,479,495	2.85%
15	SKB BANKA	1,815,118,069	189,816,330	2,004,934,399	2.79%
16	PUBLIKUM	1,388,514,317	517,443,392	1,905,957,710	2.65%
17	GBD GORENJSKA BORZNO POSREDNIŠKA DRUŽBA	1,103,075,407	612,617,806	1,715,693,214	2.38%
18	ZADRUŽNA KMETIJSKA BANKA	1,180,615,447	424,719,602	1,605,335,049	2.23%
19	COGITO BIS BH	493,231,446	995,574,448	1,488,805,894	2.07%
20	AC - BORZNO POSREDNIŠKA DRUŽBA	717,264,955	711,781,591	1,429,046,546	1.99%
21	BPH	739,330,997	589,098,682	1,328,429,679	1.85%
22	ARGONOS BPH	764,255,927	483,056,769	1,247,312,696	1.73%
23	BANKA KOPER	362,353,272	872,647,543	1,235,000,815	1.72%
24	BANKA VIPA	649,366,749	224,659,960	874,026,709	1.21%
25	EBROKERS	449,712,083	405,797,418	855,509,502	1.19%
26	MOJA DELNICA BPH	380,757,677	380,077,381	760,835,058	1.06%
27	CELJSKA BPH	322,116,445	161,693,665	483,810,110	0.67%
28	VERITAS BPH	161,792,065	87,231,631	249,023,696	0.35%
29	IT MODRA HIŠA	143,214,788	96,317,967	239,532,755	0.33%
30	GORENJSKA BANKA	26,631,139	27,863,497	54,494,635	0.08%
	<b>Others</b>	<b>50,763,614,474</b>	<b>21,200,176,344</b>	<b>71,963,790,818</b>	<b>100.00%</b>





## C5) TURNOVER IN YEARS 2001 AND 2002

### MONTHLY TURNOVER ON OFFICIAL MARKET

Year 2001	Number of trading days	Turnover (in SIT)			Number of bargains	
		per month	average per day	average per bargain	per month	average per day
January	21	19,859,854,808	945,707,372	2,028,793	9,789	466
February	19	12,525,024,737	659,211,828	1,725,923	7,257	382
March	22	10,801,883,219	490,994,692	1,467,049	7,363	335
April	19	11,622,847,951	611,728,840	1,906,635	6,096	321
May	21	17,542,247,620	835,345,125	2,499,252	7,019	334
June	20	17,166,334,022	858,316,701	2,281,544	7,524	376
July	22	24,675,174,458	1,121,598,839	2,788,786	8,848	402
August	22	12,900,872,510	586,403,296	1,434,227	8,995	409
September	20	23,082,322,152	1,154,116,108	2,045,217	11,286	564
October	22	22,564,375,151	1,025,653,416	2,247,448	10,040	456
November	21	28,125,663,189	1,339,317,295	2,966,216	9,482	452
December	18	32,432,636,267	1,801,813,126	3,064,598	10,583	588
<b>TOTAL</b>	<b>247</b>	<b>233,299,236,084</b>	<b>11,430,206,636</b>	<b>26,455,687</b>	<b>104,282</b>	<b>5,085</b>
<b>AVERAGE 2001</b>	<b>20.58</b>	<b>19,441,603,007</b>	<b>944,531,320</b>	<b>2,237,196</b>	<b>8,690</b>	<b>422</b>
<b>YEAR 2002</b>						
January	21	23,391,290,219	1,113,870,963	1,581,668	14,789	704
February	19	17,550,952,342	923,734,334	2,439,326	7,195	379
March	21	22,519,454,300	1,072,354,967	1,881,482	11,969	570
April	21	27,541,116,228	1,311,481,725	1,924,068	14,314	682
May	20	25,381,807,237	1,269,090,362	1,984,504	12,790	640
<b>TOTAL</b>	<b>102</b>	<b>116,384,620,326</b>	<b>5,690,532,350</b>	<b>9,811,049</b>	<b>61,057</b>	<b>2,974</b>
<b>AVERAGE 2002</b>	<b>20.40</b>	<b>23,276,924,065</b>	<b>1,141,025,689</b>	<b>1,906,163</b>	<b>12,211</b>	<b>599</b>

### MONTHLY TURNOVER ON FREE MARKET \*

Year 2001	Number of trading days	Turnover (in SIT)			Number of bargains	
		per month	average per day	average per bargain	per month	average per day
January	21	13,407,910,913	638,471,948	783,997	17,102	814
February	19	6,211,656,272	326,929,277	261,841	23,723	1,249
March	22	7,241,224,971	329,146,590	293,131	24,703	1,123
April	19	5,890,406,532	310,021,396	333,130	17,682	931
May	21	8,571,753,552	408,178,741	504,636	16,986	809
June	20	14,650,016,959	732,500,848	1,097,626	13,347	667
July	22	6,131,352,699	278,697,850	395,546	15,501	705
August	22	5,866,333,197	266,651,509	335,737	17,473	794
September	20	12,785,330,977	639,266,549	730,340	17,506	875
October	22	8,332,570,331	378,753,197	481,874	17,292	786
November	21	12,103,862,821	576,374,420	649,837	18,626	887
December	18	14,151,915,892	786,217,550	888,158	15,934	885
<b>TOTAL</b>	<b>247</b>	<b>115,344,335,116</b>	<b>5,671,209,874</b>	<b>6,755,854</b>	<b>215,875</b>	<b>10,525</b>
<b>AVERAGE 2001</b>	<b>20.58</b>	<b>9,612,027,926</b>	<b>466,981,114</b>	<b>534,311</b>	<b>17,990</b>	<b>874</b>
<b>YEAR 2002</b>						
January	21	6,646,213,927	316,486,377	369,501	17,987	857
February	19	13,109,093,513	689,952,290	533,584	24,568	1,293
March	21	14,804,700,956	704,985,760	501,446	29,524	1,406
April	21	13,376,800,464	636,990,498	491,650	27,208	1,296
May	20	10,600,088,172	530,004,409	434,163	24,415	1,221
<b>TOTAL</b>	<b>102</b>	<b>58,536,897,032</b>	<b>2,878,419,334</b>	<b>2,330,344</b>	<b>123,702</b>	<b>6,072</b>
<b>AVERAGE 2002</b>	<b>20</b>	<b>11,707,379,406</b>	<b>573,891,147</b>	<b>473,209</b>	<b>24,740</b>	<b>1,213</b>

\* Includes the turnover of shares, bonds, inv.funds, short-term securities and pension coupons.

### TURNOVER BY SECURITIES ON ALL MARKETS OF LJUBLJANA STOCK EXCHANGE IN YEARS 1998 - 2002

#### Total turnover and number of bargains

Year	Number of trading days	Turnover (in SIT)			Number of bargains	
		per year	average per day	average per bargain	per year	average per day
2002	102	174,921,517,358	1,714,916,837	946,755	184,759	1,811
2001	247	348,643,571,200	1,411,512,434	1,088,977	320,157	1,296
2000	249	269,617,104,598	1,082,799,617	679,818	396,602	1,593
1999	254	265,671,058,734	1,045,949,050	594,292	447,038	1,760
1998	252	173,374,959,032	687,995,869	729,680	237,604	943

#### Average turnover and number of bargains

Year	Turnover (in SIT)			Number of bargains	
	per month	per day	per bargain	per month	per day
2002	34,984,303,472	1,714,916,837	946,755	36,952	1,811
2001	29,053,630,933	1,411,512,434	1,088,977	26,680	1,296
2000	22,468,092,050	1,082,799,617	679,818	33,050	1,593
1999	22,139,254,895	1,045,949,050	594,292	37,253	1,760
1998	14,447,913,253	687,995,869	729,680	19,800	943

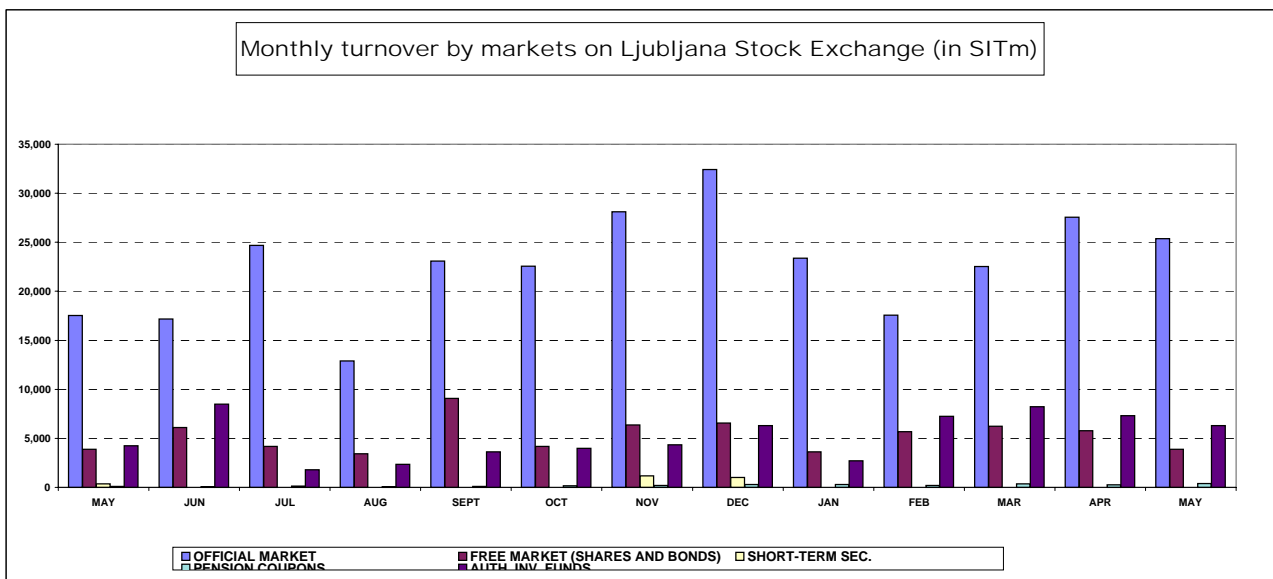
## STRUCTURE OF TURNOVER

### MONTHLY TURNOVER BY MARKETS ON LJUBLJANA STOCK EXCHANGE (in SIT)

YEAR 2001	OFFICIAL MARKET	FREE MARKET (SHARES AND BONDS)	SHORT-TERM SEC.	PENSION COUPONS	AUTHORISED INV. FUNDS	TOTAL
May	17,542,247,617	3,886,750,028	349,983,000	100,605,853	4,234,414,665	26,114,001,163
June	17,166,334,022	6,090,600,891	0	57,843,995	8,501,572,073	31,816,350,981
July	24,675,174,458	4,180,182,541	0	144,759,666	1,806,410,492	30,806,527,157
August	12,900,872,510	3,418,962,967	0	81,180,038	2,366,190,192	18,767,205,707
September	23,082,322,152	9,074,891,442	5,226,900	88,671,856	3,616,540,779	35,867,653,129
October	22,564,375,151	4,170,491,080	0	177,349,000	3,984,730,251	30,896,945,482
November	28,125,663,189	6,354,583,073	1,186,377,900	205,917,427	4,356,984,421	40,229,526,010
December	32,432,636,267	6,567,949,629	997,578,500	291,528,880	6,294,858,883	46,584,552,159
<b>TOTAL 2001</b>	<b>233,299,236,078</b>	<b>55,460,187,501</b>	<b>2,830,059,212</b>	<b>1,651,884,886</b>	<b>55,402,203,507</b>	<b>348,643,571,184</b>
<b>YEAR 2002</b>						
January	23,391,290,219	3,630,585,718	0	300,189,904	2,715,438,305	30,037,504,146
February	17,550,952,342	5,666,944,866	0	202,860,548	7,239,288,099	30,660,045,855
March	22,519,454,300	6,239,922,171	0	344,193,724	8,220,585,061	37,324,155,256
April	27,541,116,228	5,792,208,612	0	271,856,831	7,312,735,020	40,917,916,691
May	25,381,807,237	3,889,736,660	0	404,689,801	6,305,664,711	35,981,898,409
<b>TOTAL 2002</b>	<b>116,384,620,326</b>	<b>25,219,398,027</b>	<b>0</b>	<b>1,523,790,808</b>	<b>31,793,711,196</b>	<b>174,921,520,357</b>

### MONTHLY TURNOVER BY SECURITIES ON LJUBLJANA STOCK EXCHANGE (in SIT)

YEAR 2001	SHARES	BONDS	SHORT-TERM SEC.	PENSION COUPONS	AUTHORISED INV. FUNDS	TOTAL
May	17,834,968,827	3,594,028,819	349,983,000	100,605,853	4,234,414,665	26,114,001,164
June	20,351,552,526	2,905,382,387	0	57,843,995	8,501,572,073	31,816,350,981
July	24,652,522,010	4,202,834,989	0	144,759,666	1,806,410,492	30,806,527,157
August	13,199,051,688	3,120,783,789	0	81,180,038	2,366,190,192	18,767,205,707
September	30,065,871,531	2,091,342,063	5,226,900	88,671,856	3,616,540,779	35,867,653,129
October	22,465,252,348	4,269,613,883	0	177,349,000	3,984,730,251	30,896,945,482
November	30,142,626,414	4,337,619,848	1,186,377,900	205,917,427	4,356,984,421	40,229,526,010
December	28,629,204,237	10,371,381,659	997,578,500	291,528,880	6,294,858,883	46,584,552,159
<b>TOTAL 2001</b>	<b>237,139,716,649</b>	<b>51,619,706,929</b>	<b>2,830,059,212</b>	<b>1,651,884,886</b>	<b>55,402,203,508</b>	<b>348,643,571,184</b>
<b>YEAR 2002</b>						
January	20,088,306,092	6,933,569,845	0	300,189,904	2,715,438,305	30,037,504,146
February	14,684,432,056	8,533,465,152	0	202,860,548	7,239,288,099	30,660,045,855
March	20,242,259,104	8,517,117,367	0	344,193,724	8,220,585,061	37,324,155,256
April	28,026,768,613	5,306,556,227	0	271,856,831	7,312,735,020	40,917,916,691
<b>TOTAL 2002</b>	<b>102,650,916,320</b>	<b>38,953,102,033</b>	<b>0</b>	<b>1,119,101,007</b>	<b>25,488,046,485</b>	<b>174,921,520,357</b>



## D) MARKET CAPITALISATION

### MARKET CAPITALISATION - OFFICIAL MARKET (in SIT)

	31 May 2001	31 Dec 2001	31 Apr 2002	31 May 2002	Index 31 May 2002 / 30 Apr 2002	Index 31 May 2002 / 31 Dec 2001	Index 31 May 2002 / 31 May 2001	Share
<b>SHARES</b>	<b>586,965,581,208</b>	<b>697,253,506,985</b>	<b>840,398,930,809</b>	<b>904,622,103,631</b>	<b>108</b>	<b>121</b>	<b>154</b>	<b>69.81%</b>
Banks	57,538,873,203	79,442,339,672	51,847,733,659	59,634,282,600	115	65	104	6.59%
Companies	529,426,708,005	617,811,167,313	788,551,197,150	844,987,821,031	107	128	160	93.41%
<b>BONDS</b>	<b>249,426,582,693</b>	<b>288,037,807,017</b>	<b>406,676,761,696</b>	<b>391,221,319,050</b>	<b>96</b>	<b>141</b>	<b>157</b>	<b>30.19%</b>
State	199,512,148,992	228,546,965,439	348,692,818,801	338,070,904,437	97	153	169	86.41%
Banks	41,343,435,589	51,348,800,666	49,935,390,797	45,074,068,182	90	97	109	11.52%
Companies	8,570,998,112	8,142,040,911	8,048,552,098	8,076,346,431	100	99	94	2.06%
<b>TOTAL</b>	<b>836,392,163,900</b>	<b>985,291,314,002</b>	<b>1,247,075,692,505</b>	<b>1,295,843,422,681</b>	<b>104</b>	<b>127</b>	<b>155</b>	<b>100.00%</b>

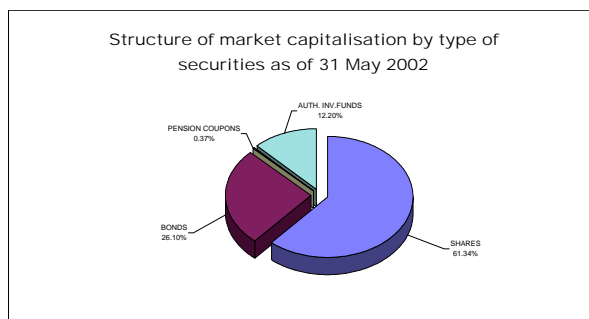
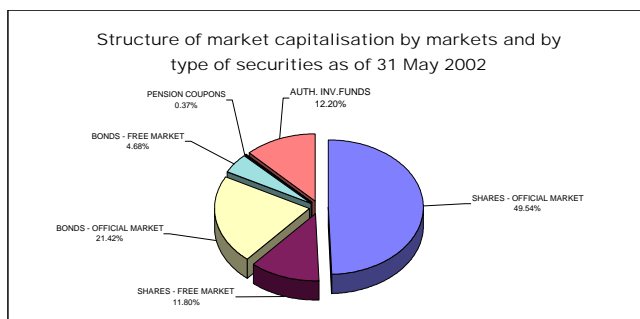
### MARKET CAPITALISATION - FREE MARKET (in SIT)

	31 May 2001	31 Dec 2001	31 Apr 2002	31 May 2002	Index 31 May 2002 / 30 Apr 2002	Index 31 May 2002 / 31 Dec 2001	Index 31 May 2002 / 31 May 2001	Share
<b>SHARES</b>	<b>125,140,325,691</b>	<b>152,735,137,497</b>	<b>198,081,835,269</b>	<b>215,483,481,605</b>	<b>109</b>	<b>130</b>	<b>172</b>	<b>40.63%</b>
Banks	1,517,700,000	1,517,700,000	1,517,700,000	1,517,700,000	100	100	100	0.70%
Companies	123,622,625,691	151,217,437,497	196,564,135,269	213,965,781,605	109	130	173	99.30%
<b>BONDS</b>	<b>50,834,007,505</b>	<b>72,881,061,519</b>	<b>84,919,898,477</b>	<b>85,384,549,532</b>	<b>101</b>	<b>117</b>	<b>168</b>	<b>16.10%</b>
State	40,247,650,640	62,524,585,291	73,246,636,423	73,779,219,087	101	117	183	86.41%
Communities	285,648,650	22,786,828	23,146,882	23,225,439	100	102	8	0.03%
Banks	4,906,498,329	4,856,624,595	6,410,774,831	6,368,823,119	99	132	130	7.46%
Companies	5,394,209,886	5,477,064,804	5,239,340,341	5,213,281,886	100	96	97	6.11%
<b>PENSION COUPONS</b>	<b>5,084,452,049</b>	<b>6,693,138,166</b>	<b>5,817,604,889</b>	<b>6,746,086,699</b>	<b>116</b>	<b>87</b>	<b>133</b>	<b>1.27%</b>
<b>INVESTMENT FUNDS</b>	<b>143,160,547,014</b>	<b>162,367,936,564</b>	<b>235,729,063,595</b>	<b>222,740,113,200</b>	<b>94</b>	<b>145</b>	<b>156</b>	<b>42.00%</b>
<b>TOTAL *</b>	<b>324,219,332,259</b>	<b>394,677,273,745</b>	<b>524,548,402,230</b>	<b>530,354,231,036</b>	<b>101</b>	<b>133</b>	<b>164</b>	<b>100.00%</b>
<b>TOTAL SHARES</b>	<b>712,105,906,898</b>	<b>849,988,644,482</b>	<b>1,038,480,766,078</b>	<b>1,120,105,585,236</b>	<b>108</b>	<b>122</b>	<b>157</b>	<b>61.34%</b>
<b>TOTAL BONDS</b>	<b>300,260,590,198</b>	<b>360,918,868,536</b>	<b>491,596,660,173</b>	<b>476,605,868,582</b>	<b>97</b>	<b>136</b>	<b>159</b>	<b>26.10%</b>
<b>PENSION COUPONS</b>	<b>5,084,452,049</b>	<b>6,693,138,166</b>	<b>5,817,604,889</b>	<b>6,746,086,699</b>	<b>116</b>	<b>87</b>	<b>133</b>	<b>0.37%</b>
<b>INVESTMENT FUNDS</b>	<b>143,160,547,014</b>	<b>162,367,936,564</b>	<b>235,729,063,595</b>	<b>222,740,113,200</b>	<b>94</b>	<b>145</b>	<b>156</b>	<b>12.20%</b>
<b>TOTAL CAPITALISATION ON LJSE *</b>	<b>1,160,611,496,159</b>	<b>1,379,968,587,748</b>	<b>1,771,624,094,735</b>	<b>1,826,197,653,717</b>	<b>103</b>	<b>128</b>	<b>157</b>	<b>100.00%</b>

\* Investment funds are included in market capitalisation

#### EXCHANGE RATES

USD=253,2254 SIT as of 31 May 2001	USD=250,9458 SIT as of 31 Dec 2001	USD=248,8107 SIT as of 30 Apr 2002	USD=225,6383 SIT as of 31 May 2002
EUR=216,6090 SIT as of 31 May 2001	EUR=221,4095 SIT as of 31 Dec 2001	EUR=224,8751 SIT as of 30 Apr 2002	EUR=240,9379 SIT as of 31 May 2002



D1) MARKET CAPITALISATION OF SHARES - OFFICIAL MARKET AS OF 31 MAY 2002

Issue	Number of shares traded	Number of issued shares	Share of traded shares	Price as of 31 May 2002	Market capitalisation as of 31 May 2002 (in SIT)	Market capitalisation as of 31 May 2002 (in EUR)	Market capitalisation as of 31 May 2002 (in USD)
<b>Common shares</b>	-	-	-	-	<b>892,269,141,961</b>	<b>3,954,422,374</b>	<b>3,703,315,842</b>
1 KRKA	3,542,612	3,542,612	100.00%	39,432 SIT	139,692,914,054	619,101,075	579,788,045
2 LEK	1,790,623	1,792,782	99.88%	64,703 SIT	115,858,715,781	513,470,966	480,865,467
3 MERCATOR	3,208,504	3,208,504	100.00%	23,022 SIT	73,865,409,047	327,362,017	306,574,470
4 PETROL	2,086,301	2,086,301	100.00%	33,351 SIT	69,581,038,308	308,374,236	288,792,416
5 GORENJE	12,200,000	12,200,000	100.00%	3,660 SIT	44,654,440,000	197,902,750	185,335,889
6 SAVA	1,720,987	1,720,987	100.00%	24,997 SIT	43,019,305,521	190,656,043	178,549,350
7 PIVOVARNA LAŠKO	6,363,405	6,363,405	100.00%	6,698 SIT	42,620,304,937	188,887,724	176,893,320
8 PIVOVARNA UNION	451,114	451,114	100.00%	85,000 SIT	38,344,690,000	169,938,747	159,147,606
9 ISTRABENZ	5,180,000	5,180,000	100.00%	7,194 SIT	37,266,215,000	165,159,084	154,671,453
10 INTEREUROPA	7,210,700	7,210,700	100.00%	4,901 SIT	35,336,467,992	156,606,693	146,662,140
11 LUKA KOPER	7,140,000	7,140,000	100.00%	4,397 SIT	31,396,222,200	139,144,029	130,308,358
12 BANKA KOPER	531,359	531,359	100.00%	55,700 SIT	29,596,696,300	131,168,761	122,839,521
13 SKB BANKA	12,649,200	12,649,200	100.00%	2,100 SIT	26,663,320,000	117,725,227	110,249,654
14 MERKUR	912,585	912,585	100.00%	19,333 SIT	17,642,923,672	78,191,174	73,226,021
15 DROGA PORTOROŽ	282,768	282,768	100.00%	62,153 SIT	17,574,972,817	77,890,025	72,943,994
16 KOLINSKA	3,166,992	3,169,525	99.92%	4,736 SIT	14,999,000,792	66,473,647	62,252,559
17 DELO	667,464	593,549	112.45%	18,230 SIT	12,168,008,887	53,927,054	50,502,677
18 BLAGOV.TRGOVINSKI CENTER BTC	725,828	725,828	100.00%	16,500 SIT	11,976,162,000	53,076,814	49,706,426
19 SALUS B series	124,970	125,000	99.98%	80,533 SIT	10,064,252,750	44,603,477	41,771,148
20 TERME ČATEŽ	449,981	449,981	100.00%	22,167 SIT	9,974,728,827	44,206,719	41,399,584
21 ŽITO	348,765	348,765	100.00%	27,518 SIT	9,597,294,344	42,533,977	39,833,062
22 ETOL	274,576	274,576	100.00%	29,821 SIT	8,188,084,218	36,288,539	33,984,210
23 RADENSKA	5,061,856	5,061,856	100.00%	1,504 SIT	7,612,828,950	33,739,081	31,596,644
24 AERODROM	1,936,229	1,936,229	100.00%	3,800 SIT	7,357,670,200	32,608,250	30,537,621
25 ZDRAVILIŠČE MORAVSKE TOPLICE	2,861,843	2,861,843	100.00%	2,210 SIT	6,324,673,030	28,030,140	26,250,221
26 KOMPAS MTS	3,526,714	3,526,714	100.00%	1,651 SIT	5,824,086,034	25,811,602	24,172,561
27 ŽIVILA KRANJ	319,997	319,997	100.00%	18,022 SIT	5,766,873,935	25,558,045	23,935,105
28 EMONA OBALA KOPER	1,741,456	1,741,456	100.00%	2,542 SIT	4,427,529,978	19,622,245	18,376,229
29 COMET	1,700,688	1,700,688	100.00%	2,500 SIT	4,251,720,000	18,843,076	17,646,539
30 MLINOTEST	2,389,177	2,389,177	100.00%	1,650 SIT	3,942,142,050	17,471,068	16,361,652
31 DELO PRODAJA	593,549	667,464	88.93%	5,100 SIT	3,027,099,900	13,415,718	12,563,818
32 GRADB.PODJETJE GROSUPLJE	199,411	199,411	100.00%	5,900 SIT	1,176,524,900	5,214,207	4,883,104
33 KOLONIALE VELETRGOVINA	650,516	650,516	100.00%	1,500 SIT	975,774,000	4,324,505	4,049,898
34 GEODETSKI ZAVOD SLOVENIJE	379,820	379,820	100.00%	2,004 SIT	760,988,361	3,372,603	3,158,442
35 TEHNOUNION	84,005	84,005	100.00%	8,300 SIT	697,241,500	3,090,085	2,893,864
36 NIKA	186,695	186,695	100.00%	765 SIT	142,821,675	632,967	592,774
<b>Preferred shares</b>	-	-	-	-	<b>12,352,961,671</b>	<b>54,746,741</b>	<b>51,270,314</b>
1 LEK	138,820	140,394	98.88%	63,958 SIT	8,878,695,371	39,349,239	36,850,555
2 PROBANKA	400,000	400,000	100.00%	4,952 SIT	1,980,880,000	8,779,006	8,221,538
3 BANKA VIPA	17,500	17,500	100.00%	85,336 SIT	1,493,386,300	6,618,497	6,198,221
<b>TOTAL SHARES</b>	-	-	-	-	<b>904,622,103,631</b>	<b>4,009,169,115</b>	<b>3,754,586,155</b>

EXCHANGE RATES	1 USD=	240.9379 SIT as of 31 May 2002
	1 EUR=	225.6383 SIT as of 31 May 2002

## MARKET CAPITALISATION OF SHARES - FREE MARKET AS OF 31 MAY 2002

	Issue	Number of shares traded	Number of issued shares	Share of traded shares	Price as of 31 May 2002	Market capitalisation as of 31 May 2002 (in SIT)	Market capitalisation as of 31 May 2002 (in EUR)	Market capitalisation as of 31 May 2002 (in USD)
	<b>Common shares</b>	-	-	-	-	<b>212,808,311,778</b>	<b>943,139,138</b>	<b>883,249,633</b>
1	CINKARNA	812,477	814,626	99.74%	20,500 SIT	16,655,778,500	73,816,274	69,128,927
2	HELIOS	219,861	219,861	100.00%	64,000 SIT	14,071,104,000	62,361,328	58,401,372
3	KD HOLDING	924,969	924,969	100.00%	12,983 SIT	12,008,946,525	53,222,110	49,842,497
4	CEMENTARNA TRBOVLJE	176,600	176,600	100.00%	58,000 SIT	10,242,800,000	45,394,776	42,512,199
5	BELINKA HOLDING	2,702,532	2,702,532	100.00%	3,201 SIT	8,650,426,578	38,337,581	35,903,138
6	AKTIVA FIN	16,119,127	16,119,127	100.00%	511 SIT	8,238,485,810	36,511,912	34,193,399
7	LESNINA	76,495	76,495	100.00%	105,000 SIT	8,031,975,000	35,596,683	33,336,287
8	JUTEKS	641,432	641,432	100.00%	12,201 SIT	7,826,374,819	34,685,489	32,482,954
9	VALKARTON	852,097	852,156	99.99%	6,900 SIT	5,879,469,300	26,057,054	24,402,426
10	DZS	1,429,368	1,686,384	84.76%	4,000 SIT	5,717,472,000	25,339,102	23,730,065
11	FRUCTAL	2,504,151	2,505,613	99.94%	2,150 SIT	5,383,949,692	23,860,974	22,345,798
12	GRAND HOTEL UNION	1,814,613	1,814,613	100.00%	2,599 SIT	4,716,179,187	20,901,501	19,574,252
13	NAMA	2,861,310	2,861,310	100.00%	1,520 SIT	4,349,191,200	19,275,057	18,051,088
14	MARINA PORTOROŽ	313,932	313,932	100.00%	12,600 SIT	3,956,543,200	17,530,460	16,417,273
15	CETIS	200,000	220,642	90.64%	18,660 SIT	3,732,000,000	16,539,745	15,489,468
16	TOSAMA	295,670	295,670	100.00%	11,970 SIT	3,539,169,900	15,685,147	14,689,137
17	HOTEL PALACE	2,346,102	2,346,102	100.00%	1,450 SIT	3,401,847,900	15,076,553	14,119,190
18	GORENJSKI TISK	960,176	1,070,328	89.71%	2,850 SIT	2,736,501,600	12,127,824	11,357,705
19	MEDALJON	1,734,000	1,734,000	100.00%	1,575 SIT	2,731,639,560	12,106,276	11,337,525
20	JATA-MESO	119,602	119,602	100.00%	22,092 SIT	2,642,242,600	11,710,080	10,966,488
21	SLOVENIJALES	303,777	304,004	99.93%	8,499 SIT	2,581,800,723	11,442,210	10,715,627
22	KMETIJSKI KOMBINAT PTUJ	2,531,109	2,531,109	100.00%	998 SIT	2,526,451,759	11,196,910	10,485,904
23	KD GROUP, finančna družba	99,972	99,972	100.00%	25,002 SIT	2,499,499,944	11,077,463	10,374,042
24	TUB SWATY	288,940	288,940	100.00%	8,500 SIT	2,455,990,000	10,884,633	10,193,456
25	PLAMA - PUR	686,798	686,798	100.00%	3,406 SIT	2,339,233,988	10,367,185	9,708,867
26	JATA EMONA	3,197,534	3,197,534	100.00%	730 SIT	2,334,199,820	10,344,874	9,687,973
27	MITOL	770,509	770,509	100.00%	3,001 SIT	2,312,297,509	10,247,806	9,597,068
28	MESNA INDUSTRIJA PRIMORSKE	1,478,742	1,478,742	100.00%	1,473 SIT	2,178,290,478	9,653,904	9,040,879
29	SATURNUS AVTOOPREMA	483,061	647,122	74.65%	4,500 SIT	2,173,871,112	9,634,318	9,022,637
30	LIV POSTOJNA	161,600	161,600	100.00%	13,200 SIT	2,133,120,000	9,453,714	8,853,402
31	AKTIVA AVANT	4,814,478	4,814,478	100.00%	424 SIT	2,039,846,184	9,040,337	8,466,274
32	LIP BLED	2,155,899	2,155,899	100.00%	920 SIT	1,983,427,080	8,790,294	8,232,109
33	PINUS RAČE	148,203	148,203	100.00%	12,500 SIT	1,852,537,500	8,210,209	7,688,859
34	COLOR	803,701	950,391	84.57%	2,105 SIT	1,691,790,605	7,497,799	7,021,687
35	TOPLICE DOBRNA	682,010	692,542	98.48%	2,400 SIT	1,636,824,000	7,254,194	6,793,551
36	MELAMIN	466,489	466,489	100.00%	3,500 SIT	1,632,711,500	7,235,968	6,776,483
37	SATURNUS EMBALAŽA	84,064	85,929	97.83%	18,000 SIT	1,513,152,000	6,706,096	6,280,257
38	KS1 - NALOŽBE	4,178,783	4,178,783	100.00%	343 SIT	1,434,868,719	6,359,154	5,955,347
39	INTERTRADE ITA	69,531	69,531	100.00%	20,000 SIT	1,390,620,000	6,163,049	5,771,695
40	KOVINOTEHNA	4,124,504	4,124,504	100.00%	320 SIT	1,319,717,545	5,848,819	5,477,418
41	INTERTRADE ITS	1,260,000	1,260,000	100.00%	990 SIT	1,247,778,000	5,529,992	5,178,837
42	KD INVESTMENTS	20,000	20,000	100.00%	60,000 SIT	1,200,000,000	5,318,246	4,980,536
43	MEDVEŠEK PUŠNIK	80,000	80,000	100.00%	15,000 SIT	1,200,000,000	5,318,246	4,980,536
44	HIPOTEKARNA BANKA	300,000	300,000	100.00%	3,999 SIT	1,199,700,000	5,316,916	4,979,291
45	JAVOR PIVKA	1,194,700	1,194,700	100.00%	1,000 SIT	1,194,700,000	5,294,757	4,958,539
46	POM-INVEST	2,241,983	2,241,983	100.00%	530 SIT	1,188,250,990	5,266,176	4,931,773
47	MERCATA HOLDING	2,898,918	2,898,917	100.00%	395 SIT	1,146,464,091	5,080,982	4,758,339
48	KOMPAS HOTELI KG	162,700	162,700	100.00%	7,000 SIT	1,138,900,000	5,047,459	4,726,944
49	JADRAN	226,334	226,334	100.00%	5,001 SIT	1,131,896,334	5,016,419	4,697,876
50	GEA TOVARNA OLJA	660,348	846,600	78.00%	1,602 SIT	1,057,877,496	4,688,377	4,390,665
51	TEKSTINA	1,127,293	1,503,057	75.00%	936 SIT	1,054,853,152	4,674,974	4,378,112
52	MERCATA 1 HOLDING	2,693,249	2,693,249	100.00%	384 SIT	1,034,153,751	4,583,237	4,292,200
53	CERTIUS HOLDING	1,875,377	1,875,377	100.00%	550 SIT	1,031,457,350	4,571,287	4,281,009
54	GOZDNO GOSPODARSTVO BLED	489,520	611,900	80.00%	1,864 SIT	912,465,280	4,043,929	3,787,139
55	KEMA PUCONCI	217,346	217,346	100.00%	4,000 SIT	869,384,000	3,852,998	3,608,332
56	CM CELJE	64,357	64,357	100.00%	13,500 SIT	868,819,500	3,850,497	3,605,989
57	NIKO ŽELEZNIKI	35,875	35,875	100.00%	22,850 SIT	819,743,750	3,632,999	3,402,303
58	SVILANIT	408,487	410,407	99.53%	2,000 SIT	816,974,000	3,620,724	3,390,807
59	OLJARICA	70,404	70,404	100.00%	11,431 SIT	804,790,236	3,566,727	3,340,239
60	GORIŠKE OPEKARNE	392,725	523,634	75.00%	2,000 SIT	785,450,000	3,481,014	3,259,969
61	TOVARNA SLADKORJA ORMOŽ	497,163	497,163	100.00%	1,500 SIT	745,744,500	3,305,044	3,095,173

Issue	Number of shares traded	Number of issued shares	Share of traded shares	Price as of 31 May 2002	Market capitalisation as of 31 May 2002 (in SIT)	Market capitalisation as of 31 May 2002 (in EUR)	Market capitalisation as of 31 May 2002 (in USD)
62 GOZDNO GOSPODARSTVO POSTOJNA	686,273	686,273	100.00%	1,077 SIT	739,047,394	3,275,363	3,067,377
63 POTROŠNIK	614,973	730,495	84.19%	1,130 SIT	694,919,490	3,079,794	2,884,227
64 KRUH-PECIVO	654,040	654,040	100.00%	1,000 SIT	654,040,000	2,898,621	2,714,558
65 DANA	356,128	404,231	88.10%	1,776 SIT	632,483,328	2,803,085	2,625,089
66 ALPETOUR POTOVALNA AGENCIJA	263,042	263,042	100.00%	2,265 SIT	595,840,108	2,640,687	2,473,003
67 AVTO CELJE	418,077	418,077	100.00%	1,351 SIT	564,822,027	2,503,219	2,344,264
68 MURALES	322,045	322,045	100.00%	1,750 SIT	563,578,750	2,497,709	2,339,104
69 KS4 NALOŽBE	1,525,271	1,525,271	100.00%	359 SIT	547,633,300	2,427,041	2,272,923
70 PULSAR HOLDING	939,319	939,319	100.00%	550 SIT	516,625,450	2,289,618	2,144,227
71 RTC KRVAVEC IMENSKE	205,734	205,734	100.00%	2,500 SIT	514,314,427	2,279,376	2,134,635
72 ELMO	708,000	708,000	100.00%	700 SIT	495,600,000	2,196,436	2,056,962
73 IMP KLIMAT	353,900	353,900	100.00%	1,400 SIT	495,460,000	2,195,815	2,056,381
74 KRONA HOLDING	1,287,121	1,287,121	100.00%	370 SIT	476,234,770	2,110,611	1,976,587
75 KOŠAKI TMI MARIBOR	43,236	43,236	100.00%	11,001 SIT	475,639,236	2,107,972	1,974,115
76 KLASJE	835,600	835,600	100.00%	550 SIT	459,580,000	2,036,800	1,907,462
77 INTES	549,982	549,982	100.00%	805 SIT	442,735,510	1,962,147	1,837,550
78 INLES RIBNICA	609,005	555,525	109.63%	701 SIT	427,198,737	1,893,290	1,773,066
79 RUDIS	516,996	599,143	86.29%	814 SIT	420,834,744	1,865,086	1,746,652
80 TUS KO-SI	229,456	229,456	100.00%	1,820 SIT	417,609,920	1,850,794	1,733,268
81 LESNINA EMMI	684,037	714,827	95.69%	607 SIT	415,210,459	1,840,159	1,723,309
82 UNITAS	145,115	173,377	83.70%	2,800 SIT	406,307,489	1,800,703	1,686,358
83 CAPITA	582,021	582,021	100.00%	680 SIT	395,774,280	1,754,021	1,642,640
84 INTARA	101,000	101,000	100.00%	3,900 SIT	393,900,000	1,745,714	1,634,861
85 NOVOLIT	224,298	224,298	100.00%	1,700 SIT	381,306,600	1,689,902	1,582,593
86 HIDROTEHNIK	330,034	384,472	85.84%	1,115 SIT	368,020,913	1,631,021	1,527,451
87 SAVINJA MOZIRJE	105,780	105,780	100.00%	3,001 SIT	317,411,930	1,406,729	1,317,401
88 AGROKOMBINAT MARIBOR	403,808	499,291	80.88%	751 SIT	303,251,732	1,343,973	1,258,630
89 IMP ČRPALKE	333,034	333,034	100.00%	874 SIT	290,995,118	1,289,653	1,207,760
90 GRAD PRESTRANEK	43,235	43,235	100.00%	6,520 SIT	281,892,200	1,249,310	1,169,979
91 EGOLES ŠKOFJA LOKA	258,300	258,300	100.00%	1,050 SIT	271,215,000	1,201,990	1,125,664
92 MK TISKARNA	103,954	103,954	100.00%	2,600 SIT	270,280,400	1,197,848	1,121,784
93 AVANT HOLDING	706,855	706,855	100.00%	358 SIT	253,032,884	1,121,409	1,050,200
94 INTEGRAL JESENICE	243,784	256,556	95.02%	1,000 SIT	243,784,000	1,080,419	1,011,813
95 DOM SMREKA	406,199	406,199	100.00%	570 SIT	231,533,430	1,026,126	960,967
96 LIZ INŽENIRING	188,677	235,846	80.00%	1,200 SIT	226,412,400	1,003,431	939,713
97 DRAVINJSKI DOM	216,560	216,560	100.00%	1,000 SIT	216,560,000	959,766	898,821
98 ŽELEZARNA RAVNE - MONTER DRAVOGRAD	275,835	444,100	62.11%	660 SIT	182,106,267	807,072	755,822
99 ZDRAVILIŠČE ROGAŠKA	891,864	961,898	92.72%	200 SIT	178,372,800	790,525	740,327
100 GEA COLLEGE	147,885	147,885	100.00%	1,200 SIT	177,447,212	786,423	736,485
101 CREINA	48,594	48,594	100.00%	3,501 SIT	170,132,453	754,005	706,126
102 UPIMO GROUP	215,000	215,000	100.00%	650 SIT	139,750,000	619,354	580,025
103 SVILA	1,263,478	1,263,478	100.00%	93 SIT	117,604,532	521,208	488,111
104 GRADIS GP	304,750	304,750	100.00%	330 SIT	100,567,500	445,702	417,400
105 AVTOPREVOZNIŠTVO IN SERVISI	308,696	308,696	100.00%	240 SIT	74,087,040	328,344	307,494
106 ALPDOM	47,816	47,816	100.00%	1,503 SIT	71,867,448	318,507	298,282
107 MLAJ	67,062	93,000	72.11%	800 SIT	53,649,600	237,768	222,670
108 SIJAJ HRASTNIK	26,880	26,880	100.00%	1,929 SIT	51,860,390	229,839	215,244
109 JELEN	50,849	67,798	75.00%	900 SIT	45,769,185	202,843	189,963
110 RAZVOJNA DRUŽBA	21,948	21,948	100.00%	1,205 SIT	26,447,340	117,211	109,768
111 ZASAVSKI RAČUNSKI CENTER	43,466	70,700	61.48%	400 SIT	17,386,400	77,054	72,161
112 DADAS	31,320	31,320	100.00%	301 SIT	9,427,320	41,781	39,128
<b>Preferred shares</b>	-	-	-	-	<b>2,675,169,827</b>	<b>11,856,009</b>	<b>11,103,151</b>
1 KD HOLDING	266,413	266,413	100.00%	8,000 SIT	2,131,304,000	9,445,666	8,845,864
2 HIPOTEKARNA BANKA	79,500	79,500	100.00%	4,000 SIT	318,000,000	1,409,335	1,319,842
3 KOVINOTEHNA	527,955	527,955	100.00%	399 SIT	210,654,045	933,592	874,308
4 ZDRAVILIŠČE ROGAŠKA	27,818	30,000	92.73%	500 SIT	13,911,782	61,655	57,740
5 PRIMOFIN	10,000	10,000	100.00%	130 SIT	1,300,000	5,761	5,396
<b>TOTAL SHARES</b>					<b>215,483,481,605</b>	<b>954,995,148</b>	<b>894,352,784</b>

EXCHANGE RATES	1 USD=	240.9379 SIT as of 31 May 2002
	1 EUR=	225.6383 SIT as of 31 May 2002

D2) MARKET CAPITALISATION OF BONDS - OFFICIAL MARKET AS OF 31 MAY 2002

Issue	Number of issued bonds	Price as of 31 May 2002	Principal amt. as of 31 May 2001	Currency of denomination	Market capitalisation as of 31 May 2002 (in SIT)	Market capitalisation as of 31 May 2002 (in EUR)	Market capitalisation as of 31 May 2002 (in USD)
1 REPUBLIKA SLOVENIJA 10 <sup>th</sup> issue	5,218,961	102.95	7,441.67	SIT	39,983,500,177	177,201,744	165,949,401
2 REPUBLIKA SLOVENIJA 33 <sup>rd</sup> issue	248,716	119.50	511.29	EUR	34,288,757,451	151,963,374	142,313,673
3 REPUBLIKA SLOVENIJA 4 <sup>th</sup> issue	267,656	102.10	380.00	EUR	23,431,448,723	103,845,175	97,250,988
4 REPUBLIKA SLOVENIJA 27 <sup>th</sup> issue	1,700,000	105.10	10,000.00	SIT	17,867,000,000	79,184,252	74,156,038
5 REPUBLIKA SLOVENIJA 34 <sup>rd</sup> issue	1,691,000	102.40	10,000.00	SIT	17,315,840,000	76,741,582	71,868,477
6 REPUBLIKA SLOVENIJA 37 <sup>th</sup> issue	1,700,000	101.11	10,000.00	SIT	17,188,700,000	76,178,113	71,340,789
7 REPUBLIKA SLOVENIJA 35 <sup>th</sup> issue	1,400,000	103.10	10,000.00	SIT	14,434,000,000	63,969,636	59,907,553
8 REPUBLIKA SLOVENIJA 13 <sup>th</sup> issue	106,701	100.50	511.29	EUR	12,371,280,932	54,827,930	51,346,347
9 REPUBLIKA SLOVENIJA 18 <sup>th</sup> issue	500,000	103.40	100.00	EUR	11,665,500,110	51,700,000	48,417,041
10 REPUBLIKA SLOVENIJA 26 <sup>th</sup> issue	500,000	100.30	100.00	EUR	11,315,760,745	50,150,000	46,965,466
11 REPUBLIKA SLOVENIJA 24 <sup>th</sup> issue	1,100,000	102.00	10,000.00	SIT	11,220,000,000	49,725,601	46,568,016
12 REPUBLIKA SLOVENIJA 28 <sup>th</sup> issue	1,050,000	101.77	10,000.00	SIT	10,685,850,000	47,358,316	44,351,055
13 REPUBLIKA SLOVENIJA 15 <sup>th</sup> issue, I series	89,813	105.00	100,000.00	SIT	9,430,365,000	41,794,168	39,140,231
14 REPUBLIKA SLOVENIJA 23 <sup>th</sup> issue	400,000	103.01	100.00	EUR	9,297,200,513	41,204,000	38,587,539
15 REPUBLIKA SLOVENIJA 17 <sup>th</sup> issue	900,000	103.00	10,000.00	SIT	9,270,000,000	41,083,451	38,474,644
16 REPUBLIKA SLOVENIJA 15 <sup>th</sup> issue, E series	89,813	100.00	100,000.00	SIT	8,981,300,000	39,803,969	37,276,410
17 REPUBLIKA SLOVENIJA 22 <sup>nd</sup> issue	800,000	103.50	10,000.00	SIT	8,280,000,000	36,695,898	34,365,702
18 REPUBLIKA SLOVENIJA 25 <sup>th</sup> issue	800,000	103.03	10,000.00	SIT	8,242,400,000	36,529,259	34,209,645
19 REPUBLIKA SLOVENIJA 29 <sup>th</sup> issue	328,037	100.29	100.00	EUR	7,423,236,238	32,898,831	30,809,749
20 REPUBLIKA SLOVENIJA 14 <sup>th</sup> issue	630,400	101.15	10,000.00	SIT	6,376,496,000	28,259,812	26,465,309
21 REPUBLIKA SLOVENIJA 20 <sup>th</sup> issue	600,000	101.94	10,000.00	SIT	6,116,400,000	27,107,100	25,385,794
22 REPUBLIKA SLOVENIJA 19 <sup>th</sup> issue	600,000	101.00	10,000.00	SIT	6,060,000,000	26,857,143	25,151,709
23 REPUBLIKA SLOVENIJA 16 <sup>th</sup> issue	600,000	100.00	10,000.00	SIT	6,000,000,000	26,591,230	24,902,682
24 SLOV. RAZVOJNA DRUŽBA	50,000	98.81	511.29	EUR	5,699,687,190	25,260,282	23,656,250
25 REPUBLIKA SLOVENIJA 32 <sup>nd</sup> issue	238,655	100.40	100.00	EUR	5,406,510,732	23,960,962	22,439,437
26 REPUBLIKA SLOVENIJA 15 <sup>th</sup> issue, H series	47,902	103.50	100,000.00	SIT	4,957,857,000	21,972,586	20,577,323
27 NLB 3	40,000	103.00	100,000.00	SIT	4,120,000,000	18,259,311	17,099,842
28 REPUBLIKA SLOVENIJA 38 <sup>th</sup> issue	180,186	101.00	100.00	EUR	4,106,343,135	18,198,786	17,043,160
29 SKB OBVEZNICE 4 <sup>th</sup> issue, A series	38,182	101.16	100,000.00	SIT	3,862,491,120	17,118,065	16,031,065
30 REPUBLIKA SLOVENIJA 36 <sup>th</sup> issue	379,000	99.25	10,000.00	SIT	3,761,575,000	16,670,818	15,612,218
31 BTC HIPOTEKARNE OBVEZNICE	340,000	111.00	43.82	EUR	3,731,531,293	16,537,668	15,487,523
32 REPUBLIKA SLOVENIJA 31 <sup>st</sup> issue	294,768	104.70	10,000.00	SIT	3,086,220,960	13,677,735	12,809,197
33 NLB TOLARSKE	12,000	100.00	1,000.00	EUR	2,707,659,600	12,000,000	11,237,998
34 BANKA CELJE 5 <sup>th</sup> issue	100,000	101.80	100.00	EUR	2,296,997,894	10,180,000	9,533,568
35 BANKA CELJE 3 <sup>rd</sup> issue	100,000	101.30	100.00	EUR	2,285,715,979	10,130,000	9,486,743
36 ABANKA 5 <sup>th</sup> issue	100,000	101.07	100.00	EUR	2,280,526,298	10,107,000	9,465,204
37 ABANKA 4 <sup>th</sup> issue	100,000	100.50	100.00	EUR	2,267,664,915	10,050,000	9,411,823
38 NLB 2 <sup>nd</sup> issue, B series	16,000	101.01	135,740.00	SIT	2,193,775,584	9,722,532	9,105,149
39 NFD INV. SVETOVANJE	20,000	102.71	464.08	EUR	2,151,039,554	9,533,131	8,927,776
40 BANKA CELJE 4 <sup>th</sup> issue	100,000	100.80	90.16	EUR	2,050,629,752	9,088,128	8,511,030
41 NOVA KBM 2 <sup>nd</sup> issue	18,000	100.15	500.00	EUR	2,033,790,817	9,013,500	8,441,141
42 NOVA KBM 3 <sup>th</sup> issue, B series	18,000	100.00	500.00	EUR	2,030,744,700	9,000,000	8,428,498
43 NOVA KBM 3 <sup>th</sup> issue, A series	20,000	100.00	100,000.00	SIT	2,000,000,000	8,863,743	8,300,894
44 SL. ZADR. KMET. BANKA 3 <sup>rd</sup> issue	200,000	98.31	10,000.00	SIT	1,966,200,000	8,713,946	8,160,609
45 STANOVANJSKI SKLAD 2 <sup>nd</sup> issue	20,000	104.07	92,557.17	SIT	1,926,484,936	8,537,934	7,995,774
46 NOVA KBM 1 <sup>st</sup> issue	15,000	101.00	511.29	EUR	1,747,804,087	7,746,044	7,254,168
47 ABANKA 3 <sup>rd</sup> issue	70,000	98.00	100.00	EUR	1,547,878,738	6,860,000	6,424,389
48 REPUBLIKA SLOVENIJA 8 <sup>th</sup> issue	965,330	98.00	6.32	EUR	1,349,061,586	5,978,868	5,599,209
49 SKB OBVEZNICE 4 <sup>th</sup> issue, B series	11,818	97.25	500.00	EUR	1,296,631,055	5,746,503	5,381,599
50 SKB OBVEZNICE 3 <sup>rd</sup> issue	35,000	100.02	153.39	EUR	1,211,615,334	5,369,724	5,028,745
51 ABANKA 1 <sup>st</sup> issue	20,000	101.00	255.65	EUR	1,165,225,514	5,164,130	4,836,207
52 NLB DEVIZNE	10,000	100.00	500.00	EUR	1,128,191,500	5,000,000	4,682,499
53 BANKA ZASAVJE OBVEZNICE 2 <sup>nd</sup> issue	18,000	98.01	255.65	EUR	1,017,657,202	4,510,126	4,223,732
54 HOTELI BERNARDIN	17,508	100.00	255.65	EUR	1,009,939,025	4,475,920	4,191,698
55 KREKOVA BANKA 2 <sup>nd</sup> issue	18,000	100.00	50,000.00	SIT	900,000,000	3,988,685	3,735,402
56 NLB 2 <sup>nd</sup> issue, A series	14,000	100.01	255.65	EUR	807,662,798	3,579,458	3,352,162
57 PROBANKA 2 <sup>nd</sup> issue	60,000	101.50	51.13	EUR	702,596,374	3,113,817	2,916,089
58 STANOVANJSKI SKLAD RS 1 <sup>st</sup> issue	70,965	97.00	34.26	EUR	532,128,009	2,358,323	2,208,569
59 BANKA VIPA 7 <sup>th</sup> issue	10,000	100.00	200.00	EUR	451,276,600	2,000,000	1,873,000
60 BANKA VIPA 6 <sup>th</sup> issue	10,000	99.99	187.50	EUR	423,029,505	1,874,813	1,755,762
61 BANKA VIPA 5 <sup>th</sup> issue	10,000	100.00	162.50	EUR	366,662,238	1,625,000	1,521,812
62 SL.ZADR.KMET.BANKA	10,000	104.00	143.34	EUR	336,367,137	1,490,736	1,396,074
63 BANKA VIPA 3 <sup>rd</sup> issue	10,000	100.51	143.82	EUR	326,168,019	1,445,535	1,353,743
64 BANKA VIPA 4 <sup>th</sup> issue	8,000	100.00	175.78	EUR	317,301,603	1,406,240	1,316,944
65 PROBANKA 1 <sup>st</sup> issue	80,000	100.50	2,952.42	SIT	237,374,568	1,052,014	985,211
66 BANKA VIPA 2 <sup>nd</sup> issue	8,000	103.00	95.88	EUR	178,265,810	790,051	739,883
<b>TOTAL</b>					<b>391,221,319,050</b>	<b>1,733,842,699</b>	<b>1,623,743,376</b>

EXCHANGE RATES	
1 USD=	240.9379 SIT as of 31 May 2002
1 EUR=	225.6383 SIT as of 31 May 2002

MARKET CAPITALISATION OF BONDS - FREE MARKET AS OF 31 MAY 2002

Issue	Number of issued bonds	Price as of 31 May 2002	Principal amt. as of 31 May 2001	Currency of denomination	Market capitalisation as of 31 May 2002 (in SIT)	Market capitalisation as of 31 May 2002 (in EUR)	Market capitalisation as of 31 May 2002 (in USD)	
1 SLOVENSKA ODŠKODNINSKA DR. 2 <sup>nd</sup> issue	7,000,000	88.90	51.13	EUR	71,794,043,314	318,181,990	297,977,376	
2 AUTOCOMMERCE 1 <sup>st</sup> issue	22,300	106.20	468.69	EUR	2,504,539,505	11,099,798	10,394,959	
3 BANKA KOPER 4 <sup>th</sup> issue	20,000	100.00	100,000.00	SIT	2,000,000,000	8,863,743	8,300,894	
4 STANOVANJSKI SKLAD 3 <sup>rd</sup> issue	20,000	101.50	97,791.91	SIT	1,985,175,773	8,798,044	8,239,367	
5 PROBANKA 5 <sup>th</sup> issue	78,500	100.00	100.00	EUR	1,771,260,655	7,850,000	7,351,524	
6 BANKA KOPER 3 <sup>rd</sup> issue	10,000	100.00	500.00	EUR	1,128,191,500	5,000,000	4,682,499	
7 PROBANKA 4 <sup>th</sup> issue	50,000	98.00	100.00	EUR	1,105,627,670	4,900,000	4,588,849	
8 KD Investments 1 <sup>st</sup> issue	80,000	98.00	51.13	EUR	904,491,884	4,008,592	3,754,046	
9 SIP STROJNA INDUSTRIJA 1 <sup>st</sup> issue, A series	32,500	100.00	102.26	EUR	749,897,608	3,323,450	3,112,410	
10 SIP STROJNA INDUSTRIJA 1 <sup>st</sup> issue, B series	17,250	100.00	102.26	EUR	398,022,577	1,763,985	1,651,972	
11 SI.MOBIL 1 <sup>st</sup> issue	5,000	100.00	337.16	EUR	380,381,046	1,685,800	1,578,751	
12 UBK KONVERTIBILNE	80	98.00	17,179.82	EUR	303,911,750	1,346,898	1,261,370	
13 BORZNA DRUŽBA POTEZA 2 <sup>nd</sup> issue	15,000	100.10	81.45	EUR	275,949,267	1,222,972	1,145,313	
14 VIPA	4,000	103.71	63.92	EUR	59,831,544	265,166	248,328	
15 OBČINA ŠMARJE	1,579	102.00	63.91	EUR	23,225,439	102,932	96,396	
<b>TOTAL</b>					<b>85,384,549,532</b>	<b>378,413,370</b>	<b>354,384,053</b>	

EXCHANGE RATES			
1 USD=	240.9379	SIT as of 31 May 2002	
1 EUR=	225.6383	SIT as of 31 May 2002	



D3) MARKET CAPITALISATION OF AUTHORISED INVESTMENT FUNDS AS OF  
31 MAY 2002

	Authorised Inv. Fund	Number of shares traded	Price as of 31 May 2002	Market capitalisation as of 31 May 2002 (in SIT)	Market capitalisation as of 31 May 2002 (in EUR)	Market capitalisation as of 31 May 2002 (in USD)
1	INFOND ZLAT	336,854,710	84.71 SIT	28,534,962,484	126,463,293	118,432,851
2	TRIGLAV STEBER 1	147,487,470	183.57 SIT	27,074,274,868	119,989,713	112,370,345
3	NFD 1	160,580,300	161.55 SIT	25,941,747,465	114,970,497	107,669,850
4	MAKSIMA 1	216,646,243	83.84 SIT	18,163,621,013	80,498,838	75,387,148
5	ZVON ENA	137,974,360	121.39 SIT	16,748,707,560	74,228,123	69,514,624
6	NFD 2	291,379,659	50.38 SIT	14,679,707,220	65,058,579	60,927,348
7	ID KD	92,046,145	130.95 SIT	12,053,442,688	53,419,312	50,027,176
8	ZLATA MONETA 1	68,297,800	144.07 SIT	9,839,664,046	43,608,129	40,839,005
9	TRIGLAV STEBER II	195,412,551	48.10 SIT	9,399,343,703	41,656,686	39,011,478
10	PID VIPA INVEST	104,268,115	85.20 SIT	8,883,643,398	39,371,168	36,871,092
11	POMURSKA INV.DRUŽBA 1	35,923,940	192.53 SIT	6,916,436,168	30,652,758	28,706,302
12	ZVON DVA	141,224,712	48.82 SIT	6,894,590,440	30,555,940	28,615,633
13	MODRA LINIJA	52,986,743	105.52 SIT	5,591,161,121	24,779,309	23,205,818
14	KRONA SENIOR	73,170,428	68.52 SIT	5,013,637,727	22,219,799	20,808,838
15	ARKADA ENA	66,406,092	60.00 SIT	3,984,365,520	17,658,197	16,536,898
16	PID KD	95,913,558	38.03 SIT	3,647,592,611	16,165,663	15,139,140
17	ZLATA MONETA II	82,333,757	41.89 SIT	3,448,961,081	15,285,353	14,314,730
18	VIZIJA DPB	44,074,632	58.07 SIT	2,559,413,880	11,342,994	10,622,712
19	KS-sklad 2	44,293,242	45.63 SIT	2,021,100,632	8,957,259	8,388,471
20	NIKA	32,574,698	45.51 SIT	1,482,474,506	6,570,137	6,152,932
21	MERCATA	28,923,982	46.77 SIT	1,352,774,638	5,995,324	5,614,620
22	MERCATA 1	26,821,153	44.83 SIT	1,202,392,289	5,328,848	4,990,466
23	NIKA 1	30,911,102	37.55 SIT	1,160,711,880	5,144,126	4,817,473
24	PID AKTIVA AVANT I	29,520,040	37.55 SIT	1,108,477,502	4,912,630	4,600,677
25	KS - SKLAD 4	26,381,090	37.46 SIT	988,235,631	4,379,734	4,101,620
26	POOBLAŠČENA POMURSKA INV. DRUŽBA	22,967,400	38.00 SIT	872,761,200	3,867,966	3,622,349
27	TRDNJAVA	25,932,762	30.10 SIT	780,576,136	3,459,413	3,239,740
28	TRGATEV	17,585,800	32.30 SIT	568,021,340	2,517,398	2,357,543
29	SETEV	15,405,373	33.60 SIT	517,620,533	2,294,028	2,148,357
30	NIKA 2	12,555,868	31.90 SIT	400,532,189	1,775,107	1,662,388
31	PLOD	10,478,017	34.00 SIT	356,252,578	1,578,866	1,478,607
32	TRDNJAVA I	8,917,902	31.62 SIT	281,984,061	1,249,717	1,170,360
33	CAPINVEST 2	5,876,900	46.10 SIT	270,925,090	1,200,705	1,124,460
	<b>TOTAL</b>			<b>222,740,113,200</b>	<b>987,155,608</b>	<b>924,471,049</b>

MARKET CAPITALISATION OF PENSION COUPONS AS OF 31 MAY 2002

Number of coupons traded	Price as of 31 May 2002	Market capitalisation (in SIT)	Market capitalisation (in EUR)	Market capitalisation (in USD)
110,140,191	61.25	6,746,086,699	29,897,791	27,999,276

EXCHANGE RATES	1 USD=	240.9379	SIT as of 31 May 2002
	1 EUR=	225.6383	SIT as of 31 May 2002

## E) OTHER

### E1) INDICATORS AS OF 31 MAY 2002 (shares - official market)

SECTOR	Price as of 31 Mar 2002	Total net profit (loss) in 000 SIT in year 2000	Earning per share as of 31 Dec 2000	P / E <sup>(1)</sup>	Dividend for year 2000	Dividend yield	Book value as of 31 Dec 2000	Market book ratio	Turnover ratio <sup>(2)</sup>
<b>BANKS</b>									
Banka Koper	55,700	2,360,248	4,546.15 SIT	12.25	4,500 SIT	8.08%	41,542.85 SIT	1.34	0.34
Banka Vipa <sup>(6)</sup>	85,336	360,065	1,597.94 SIT	<sup>(4)</sup>	1,600 SIT	1.87%	96,445 SIT	<sup>(4)</sup>	1.07
Probanka Maribor <sup>(6)</sup>	4,952	428,319	241.97 SIT	<sup>(4)</sup>	242 SIT	4.89%	5,677 SIT	<sup>(4)</sup>	0.45
SKB banka <sup>(6)</sup>	2,100	(19,526,665)	0 SIT	<sup>(4)</sup>	0	0.00%	3,795 SIT	0.55	0.00
<b>CHEMICALS</b>									
Etol Celje <sup>(6)</sup>	29,821	556,033	2,235.12 SIT	13.34	1,500 SIT	5.03%	39,150 SIT	0.76	0.81
Sava Kranj <sup>(6)</sup>	24,997	1,158,965	684.67 SIT	36.51	480 SIT	1.92%	29,850.18 SIT	0.84	0.18
<b>CONSTRUCTION</b>									
Gradbeno podjetje Grosuplje	5,900	(642,963)	(4,052.47 SIT)	<sup>(4)</sup>	0	0.00%	23,749.13 SIT	<sup>(4)</sup>	0.06
<b>FOOD AND BEVERAGES</b>									
Droga Portorož <sup>(6)</sup>	62,153	1,160,752	4,118.16 SIT	15.09	1,625 SIT	2.61%	51,208.99 SIT	1.21	0.27
Kolinska Ljubljana <sup>(6)</sup>	4,736	1,018,202	322.32 SIT	14.69	100 SIT	2.11%	4,863.38 SIT	0.97	0.24
Mlinotest Ajdovščina	1,650	273,871	114.93 SIT	14.36	20 SIT	1.21%	2,044.75 SIT	0.81	0.12
Pivovarna Laško <sup>(6)</sup>	6,698	1,434,506	224.18 SIT	29.88	140 SIT	2.09%	4,710.00 SIT	1.42	0.57
Pivovarna Union	85,000	1,273,341	2,943.30 SIT	28.88	615 SIT	0.72%	37,774.97 SIT	2.25	0.93
Radenska Radenci <sup>(6)</sup>	1,504	779,110	155.43 SIT	9.68	- SIT	0.00%	3,637.93 SIT	0.41	0.06
Žito Ljubljana	27,518	-1,957,513	(5,653.30 SIT)	<sup>(4)</sup>	510 SIT	1.85%	39,676.00 SIT	<sup>(4)</sup>	0.35
<b>HEALTH RESORTS</b>									
Terme Čatež	22,167	722,346	1630 SIT	13.60	500 SIT	2.26%	26,972.79 SIT	0.82	0.18
Zdravilišče Moravske Toplice	2,210	253,688	89 SIT	24.93	- SIT	0.00%	2,587.98 SIT	0.85	0.35
<b>HOUSEHOLD APPLIANCES</b>									
Gorenje <sup>(6)</sup>	3,660	3,241,974	265.74 SIT	13.77	70 SIT	1.91%	3,926.37 SIT	0.93	0.38
<b>NON-METALS</b>									
Comet Zreče <sup>(6)</sup>	2,500	384,156	229.02 SIT	10.92	0	0.00%	2,875.77 SIT	0.87	0.24
<b>OIL AND GAS</b>									
Istrabenz Koper <sup>(6)</sup>	7,194	3,915,094	756.28 SIT	9.51	80 SIT	1.11%	4,913 SIT	1.46	0.16
Petrol Ljubljana <sup>(6)</sup>	33,351	4,237,066	2,061.87 SIT	16.18	500 SIT	1.50%	30,699 SIT	1.09	0.32
<b>OTHER FINANCIAL INTERMEDIATION</b>									
Nika Brežice <sup>(6)</sup>	765	31,690	95.07 SIT	8.05	0	0.00%	2,726.62 SIT	0.28	0.19
<b>PHARMACEUTICALS</b>									
Krka Novo Mesto <sup>(6)</sup>	39,432	8,519,905	2,522.23 SIT	15.63	700 SIT	1.78%	21,983 SIT	1.79	0.25
Lek Ljubljana <sup>(6)</sup>	64,703	8,168,669	4,399.51 SIT	14.71	950 SIT	1.47%	33,493 SIT	1.93	0.29
<b>PUBLISHING</b>									
Delo Ljubljana <sup>(6)</sup>	18,230	957,353	1,434.31 SIT	12.71	1,000 SIT	5.49%	7,275.60 SIT	2.51	0.23
<b>REAL ESTATE / TRADE</b>									
BTC <sup>(6)</sup>	16,500	1,001,012	2,110.18 SIT	7.82	350 SIT	2.12%	44,517.78 SIT	0.37	0.87
<b>TRANSPORT</b>									
Aerodrom Ljubljana <sup>(5)(6)</sup>	3,800	943,107	248.41 SIT	15.30	166 SIT	4.36%	4,149.76 SIT	0.92	0.18
Intereuropa Koper	4,901	3,942,594	546.77 SIT	8.96	160 SIT	3.26%	3,803.10 SIT	1.29	0.27
Luka Koper <sup>(5)(6)</sup>	4,397	3,638,519	259.89 SIT	16.92	150 SIT	3.41%	3,762 SIT	1.17	0.18
<b>TRADE</b>									
Delo Prodaja	5,100	414,958	704.37 SIT	7.24	360 SIT	7.06%	4,498.94 SIT	1.13	0.74
Emona obala Koper <sup>(3)</sup>	2,542	347,269	230.15 SIT	11.05	0	0.00%	6,514.99 SIT	0.39	0.32
Koloniale Maribor	1,500	63,948	98.30 SIT	15.26	0	0.00%	3,729.84 SIT	0.40	0.17
Kompas MTS	1,651	1,384,442	392.56 SIT	4.21	800 SIT	48.44%	4,121.48 SIT	0.40	0.31
Mercator Ljubljana <sup>(6)</sup>	23,022	5,251,044	1636.60 SIT	14.07	300 SIT	1.30%	23,558 SIT	0.98	0.22
Salus Ljubljana <sup>(6)</sup>	80,533	1,053,313	7,968.23 SIT	10.11	3,000 SIT	3.73%	45,739 SIT	1.76	0.09
Merkur Kranj	19,333	1,614,882	1,800.03 SIT	10.74	550 SIT	2.84%	29,501.59 SIT	0.66	0.09
Tehnounion Ljubljana	8,300	200,354	2,405.90 SIT	3.45	0	0.00%	49,044.68 SIT	0.17	0.41
Živila Kranj	18,022	400,389	1,387.24 SIT	12.99	0	0.00%	31,423.21 SIT	0.57	0.44

Calculated on the basis of nonconsolidated financial statement for 2000. Statements are consolidated for the following issues: Droga, Emona obala Koper, Gorenje, Istrabenz, Krka, Lek, Mercator, Merkur, Petrol, Radenska, Sava, Tehnounion, Živila and Žito. An average number of shares traded in year 2000 has been used for the calculations.

<sup>(1)</sup> P / E = PRICE / EARNING PER SHARE

<sup>(2)</sup> Yearly turnover / average capitalisation as of 31 January 2002, 31 July 2001 and 31 January 2001.

<sup>(3)</sup> Shares of daughter company are excluded.

<sup>(4)</sup> Not applicable.

<sup>(5)</sup> Calculation of P/E for Aerodrom and Luka Koper includes common and preferred shares.

<sup>(6)</sup> Calculations have been prepared according to net profit and capital for year 2001.

## E2) RECORD VALUES

### RECORD DAILY TURNOVER IN YEAR 2002

**4 April 2002**

	Value (in SIT)	Number of bargains	Volume in pieces
Order book trades	1,033,932,680	1,624	1,909,551
Cross trades	205,597,060	241	494,989
Block trades	3,852,537,752	14	7,087,713
<b>Total</b>	<b>5,092,067,492</b>	<b>1,879</b>	<b>9,492,253</b>

### MAX AND MIN VALUE OF TURNOVER AND INDICES

	In year 2002		In years 1989-2001	
Monthly turnover (in SITm)	40,918	April	53,123	December 2000
Daily turnover (in SITm)	5,092	4 Apr 2002	10,058	12 July 2001
Number of bargains per day	2,451	7 May 2002	5,900	8 July 1999
Value of block trade (in SITm)	2,710	4 Apr 2002	8,128	23 Nov 2001
Max value of SBI 20 index	1,927.11	31 May 2002	2,159.35	19 Dec 2001
Min value of SBI 20 index	2,140.80	3 Jan 2002	891.93	10 Sep 1996
Max value of SBI 20NT index	2,790.75	31 May 2002	2,096.75	27 Dec 2001
Min value of SBI 20NT index	2,082.58	3 Jan 2002	1,437.30	1 July 1998
Max value of IPT index	2,271.69	21 May 2002	1,806.98	30 Dec 1999
Min value of IPT index	1,753.43	8 Jan 2002	1,318.83	1 July 1998
Max value of PIX index	2,479.30	7 May 2002	1,633.77	19 Oct 1999
Min value of PIX index	1,551.00	3 Jan 2002	965.15	29 Apr 1999
Max value of FOOD AND BEVERAGES index	2,718.77	31 May 2002	2,175.17	28 Dec 2001
Min value of FOOD AND BEVERAGES index	2,049.04	28 Feb 2002	1,551.34	3 Apr 2000
Max value of PHARMACEUTICALS index	3,007.84	31 May 2002	2,623.07	11 Aug 1998
Min value of PHARMACEUTICALS index	2,076.41	18 Jan 2002	1,505.49	23 Apr 2001
Max value of CHEMICALS index	2,624.08	31 May 2002	2,176.97	6 Aug 1998
Min value of CHEMICALS index	1,896.00	3 Jan 2002	1,476.44	1 July 1998
Max value of OIL AND GAS index	3,749.31	30 May 2002	2,633.44	17 Dec 2001
Min value of OIL AND GAS index	2,554.39	3 Jan 2002	1,591.73	27 June 2000
Max value of TRANSPORT index	2,582.99	20 May 2002	2,070.25	7 Dec 2001
Min value of TRANSPORT index	2,032.64	3 Jan 2002	1,132.46	1 July 1998
Max value of TRADE index	2,355.40	15 May 2002	2,195.82	31 Jan 2000
Min value of TRADE index	1,790.84	3 Jan 2002	1,172.80	1 July 1998
Max value of BIO index	109.03	3 Jan 2002	113.52	14 Dec 1995
Min value of BIO index	107.34	26 Feb 2002	100.46	5 July 1995

## E3) NEW LISTED SECURITIES AND CHANGES IN YEAR 2002

### NEW LISTED LONG - TERM SECURITIES ON LJUBLJANA STOCK EXCHANGE IN YEAR 2002

#### OFFICIAL MARKET

##### BONDS

Issuer	Trading code	Nomin. value of issue	Issue	Listing date	First trading day
Republika Slovenija	RS28	10,500,000,000 SIT	28 <sup>th</sup> issue	18 Jan 2002	25 Jan 2002
Republika Slovenija	RS29	10,278,000 EUR	29 <sup>th</sup> issue	18 Jan 2002	25 Jan 2002
Republika Slovenija	RS31	2,974,680,000 SIT	31 <sup>st</sup> issue	18 Jan 2002	25 Jan 2002
Republika Slovenija	RS32	23,865,500 EUR	32 <sup>nd</sup> issue	18 Jan 2002	25 Jan 2002
Republika Slovenija	RS34	16,910,000,000 SIT	34 <sup>th</sup> issue	20 Feb 2002	26 Feb 2002
Republika Slovenija	RS35	14,000,000,000 SIT	35 <sup>th</sup> issue	20 Mar 2002	26 Mar 2002
Republika Slovenija	RS36	3,790,000,000 SIT	36 <sup>th</sup> issue	20 Mar 2002	26 Mar 2002
Republika Slovenija	RS33	127,166,003.64 EUR	33 <sup>rd</sup> issue	2 Apr 2002	9 Apr 2002
Republika Slovenija	RS37	17,000,000,000 SIT	37 <sup>th</sup> issue	24 Apr 2002	30 Apr 2002
Republika Slovenija	RS38	18,018,600 EUR	37 <sup>th</sup> issue	24 Apr 2002	30 Apr 2002

##### FREE MARKET

##### SHARES

Issuer	Trading code	Type of share	Listing date	First trading day
Jata Emona	JAMR	common	10 Jan 2002	15 Jan 2002
Lesnina	MILG	common	16 Jan 2002	25 Jan 2002
KS 4 naložbe	K4NR	common	23 Apr 2002	25 Apr 2002
IMP KLIMAT	KLLG	common	23 Apr 2002	26 Apr 2002
Krona holding	KRHR	common	6 May 2002	9 May 2002
Aktiva fin	ATFR	common	28 May 2002	31 May 2002

##### BONDS

Issuer	Trading code	Nominal value of issue	Issue	Listing date	First trading day
Probanka	PRB5	7,850,000 EUR	5 <sup>th</sup> issue	22 Apr 2002	26 Apr 2002

##### Authorised investment funds

Issuer	Trading code	Type of share	Listing date	First trading day
PID Vipa Invest	VION	common	22 Jan 2002	29 Jan 2002
KS - SKLAD 4	K4SR	common	23 Apr 2002	25 Apr 2002

### DELISTED LONG - TERM SECURITIES IN YEAR 2002

#### FREE MARKET

##### SHARES

Issuer	Trading code	Type of share	Delisting date
Emona Krmila	EMKG	common	11 Jan 2002
Jata Reja	JRDG	common	11 Jan 2002
Totra Plastika	TOPG	common	14 Jan 2002
PPC Gorenjski sejem	GSKG	common	18 Mar 2002
Veletrgovina Potrošnik	POMG	common	18 Mar 2002
Bohor	BFUG	common	19 Apr 2002

##### AUTHORISED INVESTMENT FUNDS

Issuer	Trading code	Type of share	Delisting date
Vipa Invest Nanos	VNON	common	15 Jan 2002
Vipa Invest Soča	VSON	common	15 Jan 2002
Arkada dva	AR2N	common	8 Mar 2002
Arkada tri	AR3N	common	8 Mar 2002
KS - SKLAD 4	KS4N	common	23 Apr 2002
Krona krona	KRON	common	6 May 2002
Atena 1. Sklad	AT1N	common	29 May 2002

### EXTENDED LISTING OF LONG - TERM SECURITIES IN YEAR 2002

#### OFFICIAL MARKET

##### BONDS

Issuer	Trading code	Issue	Number of bonds before extension	Number of bonds after extension	Extension date
Republika Slovenija	RS27	27 <sup>th</sup> issue	409,150	1,700,000	16 Jan 2002
Republika Slovenija	RS29	29 <sup>th</sup> issue	102,780	328,037	18 Feb 2002

#### FREE MARKET

##### AUTHORISED INVESTMENT FUNDS

Issuer	Trading code	Type of share	Number of shares before extension	Number of shares after extension	Extension date
Arkada ena	AR1N	common	30,210,725	66,406,092	8 Mar 2002

### EXPIRED BONDS IN YEAR 2002

Issuer	Trading code	Issue	Market	Last trading day
LB SB Velenje	BV01	1 <sup>st</sup> issue	official market	25 Jan 2002
Factor banka	FB01E	1 <sup>st</sup> issue	official market	31 Mar 2002
Republika Slovenija 12. Izdaja	RS12	12 <sup>th</sup> issue	official market	22 May 2002
Banka Koper	BKP2	2 <sup>nd</sup> issue	free market	24 May 2002
Nova ljubljanska banka	NLB1	1 <sup>st</sup> issue	official market	27 May 2002
Nova ljubljanska banka	NLB2E	2 <sup>nd</sup> issue	official market	27 May 2002

## F) LIST OF SECURITIES - MAY 2002

### F1) OFFICIAL MARKET (1)

#### CORPORATE BONDS

	Issuer	Trading code	First trading day	Nominal value of issue traded	Coupon interest rate	Maturity	Sector
1	ABANKA	AB01E	8 Jan 1996	5,112,918.81 EUR	10% p.a.	1996-2002	banking
2	ABANKA	AB03	14 June 1999	7 EURm	5% p.a.	1998-2005	banking
3	ABANKA	AB04	27 Dec 2000	10 EURm	6.25% p.a.	2000-2007	banking
4	ABANKA	AB05	26 Sept 2001	10 EURm	6% p.a.	2001-2006	banking
5	BANKA CELJE	BCE3	6 Mar 2000	10 EURm	6% p.a.	1999-2005	banking
6	BANKA CELJE	BCE4	9 Feb 2001	10 EURm	6% p.a.	2000-2006	banking
7	BANKA CELJE	BCE5	19 Dec 2001	10 EURm	6% p.a.	2001-2007	banking
8	BLAGOVNO TRGOVINSKI CENTER	BTC1E	24 Feb 1997	17,383,924.96 EUR	10.5% p.a.	1996-2008	retail, wholesale and real estate trade
9	LB BANKA ZASAVJE	BZ02E	14 Jan 1997	4,601,626.93 EUR	7.5% p.a.	1996-2004	banking
10	KREKOVA BANKA	KRB2E	14 Apr 1998	3,579,043.17 EUR	7% p.a.	1997-2002	banking
11	BANKA VIPA	VP02E	25 Oct 1995	2,045,167.52 EUR	10% p.a.	1995-2005	banking
12	BANKA VIPA	VIP3E	13 Nov 1996	2,556,459.41 EUR	7.5% p.a.	1996-2006	banking
13	BANKA VIPA	VIP4E	3 Dec 1997	2,045,167.52 EUR	7% p.a.	1997-2007	banking
14	BANKA VIPA	VIP5	24 Dec 1998	2 EURm	6% p.a.	1998-2008	banking
15	BANKA VIPA	VIP6	6 Mar 2000	2 EURm	5.5% p.a.	1999-2009	banking
16	BANKA VIPA	VIP7	19 July 2001	2 EURm	6.2% p.a.	2001-2010	banking
17	DOLENJSKA BANKA	DB01	21 Dec 1998	900 SITm	7% p.a. + TOM	1997-2002	banking
18	DOLENJSKA BANKA	DB02E	18 Dec 1998	4,475,849.13 EUR	6.8% p.a.	1997-2002	banking
19	HOTELI BERNARDIN	HTB1E	28 June 1999	10,225,837.62 EUR	8.5% p.a.	1999-2009	hotel and restaurant activities
20	NFD	NI01	21 Dec 1999	2,171.84 SITm	5.5% p.a. + TOM	1999-2006	investment consulting
21	NOVA KBM	KBM1E	5 Oct 1998	7,669,378.22 EUR	6% p.a.	1998-2003	banking
22	NOVA KBM	KBM2	14 Nov 2000	9 EURm	5.9% p.a.	2000-2006	banking
23	NOVA KBM	KBM3	14 Nov 2001	2,000 SITm	5.8 % p.a.+TOM	2001-2006	banking
24	NOVA KBM	KBM4	14 Nov 2001	9 EURm	6 % p.a.	2001-2006	banking
25	NOVA LJUBLJANSKA BANKA	NLB3	18 July 2000	4,000 SITm	5.25% p.a. + TOM	2000-2005	banking
26	NOVA LJUBLJANSKA BANKA	NLB4	18 July 2000	5 EURm	5.65% p.a.	2000-2005	banking
27	NOVA LJUBLJANSKA BANKA	NLB5	27 Sept 2001	12 mio EUR	5.8% p.a.	2000-2005	banking
28	PROBANKA	PRB1	15 July 1996	800 SITm	6% p.a. + TOM	1995-2003	banking
29	PROBANKA	PRB2E	3 Nov 1997	3,067,751.29	8% p.a.	1995-2003	banking
30	SKB BANKA	SKB3E	14 Mar 1997	17,895,215.84 EUR	7.5% p.a.	1996-2003	banking
31	SKB BANKA	SKB4A	30 Dec 1999	3,818.2 SITm	5.25% p.a. + TOM	1999-2005	banking
32	SKB BANKA	SKB4B	30 Dec 1999	5,909 EURm	5.25% p.a.	1999-2006	banking
33	STANOVANJSKI SKLAD RS	SSR1E	4 July 1996	4,083,023.58 EUR	6% p.a.	1995-2010	national mortgage agency
34	STANOVANJSKI SKLAD RS	SSR2	30 June 1998	2,000 SITm	7.2% p.a. + TOM	1998-2008	national mortgage agency
35	SLOVENSKA ZADRUŽNA KMETIJSKA BANKA	ZBK1E	10 July 1995	2,556,459.41 EUR	10% p.a.	1994-2004	banking
36	SLOVENSKA ZADRUŽNA KMETIJSKA BANKA	SZB3	15 Mar 2000	2,000 SITm	5.3% p.a. + TOM	1999-2005	banking

#### MUNICIPAL and GOVERNMENT BONDS

	Issuer	Trading code	First trading day	Nominal value of issue traded	Coupon interest rate	Maturity	Sector
1	REPUBLIC OF SLOVENIA	RS04E	6 Aug 1998	136,803,812.19 EUR	8% p.a.	1996-2022	government bond
2	REPUBLIC OF SLOVENIA	RS08E	24 Nov 1993	49,356,539.17 EUR	5% p.a.	1993-2003	government bond
3	REPUBLIC OF SLOVENIA	RS10	14 June 1999	52,189.61 SITm	4.5% p.a. + TOM	1997-2007	government bond
4	REPUBLIC OF SLOVENIA	RS13E	14 June 1999	54,555,355.02 EUR	5.55% p.a.	1998-2008	government bond
5	REPUBLIC OF SLOVENIA	RS14	29 Feb 2000	6,304 SITm	4% p.a. + TOM	1999-2003	government bond
6	REPUBLIC OF SLOVENIA ISSUE	RSE	29 Feb 2000	8,981.3 SITm	5.1 % p.a. + TOM	1995-2002	government bond
7	REPUBLIC OF SLOVENIA ISSUE	RSH	29 Feb 2000	4,790.2 SITm	5.55 % p.a. + TOM	1995-2005	government bond
8	REPUBLIC OF SLOVENIA ISSUE	RSI	23 Jan 1997	8,981.3 SITm	5.7 % p.a. + TOM	1995-2006	government bond
9	REPUBLIC OF SLOVENIA ISSUE	RS16	15 Mar 2000	6,000 SITm	4.2 % p.a. + TOM	2000-2003	government bond
10	REPUBLIC OF SLOVENIA ISSUE	RS17	15 Mar 2000	9,000 SITm	4.7 % p.a. + TOM	2000-2005	government bond
11	REPUBLIC OF SLOVENIA ISSUE	RS18	15 May 2000	50 EURm	6% p.a.	2000-2010	government bond
12	REPUBLIC OF SLOVENIA ISSUE	RS19	18 Aug 2000	6,000 SITm	4.2 % p.a. + TOM	2000-2003	government bond
13	REPUBLIC OF SLOVENIA ISSUE	RS20	12 Dec 2000	6,000 SITm	4.2% p.a. + TOM	2000-2003	government bond
14	REPUBLIC OF SLOVENIA	RS22	22 Feb 2001	8,000 SITm	4.7% p.a. + TOM	2001-2006	government bond
15	REPUBLIC OF SLOVENIA	RS23	20 Feb 2001	40 EURm	6% p.a.	2001-2011	government bond
16	REPUBLIC OF SLOVENIA	RS24	22 Mar 2001	1,100 SITm	4.2% p.a. + TOM	2001-2004	government bond
17	REPUBLIC OF SLOVENIA	RS25	3 May 2001	8,000 SITm	4.7% p.a. + TOM	2001-2006	government bond
18	REPUBLIC OF SLOVENIA	RS26	14 June 2001	50 EURm	5.375% p.a.	2001-2011	government bond
19	REPUBLIC OF SLOVENIA	RS27	20 Dec 2001	17,000 SITm	4.7% p.a. + TOM	2001-2006	government bond
20	REPUBLIC OF SLOVENIA	RS28	25 Jan 2002	10,500 SITm	4.2% p.a. + TOM	2002-2005	government bond
21	REPUBLIC OF SLOVENIA	RS29	25 Jan 2002	32,8037 EURm	5.375% p.a.	2002-2012	government bond
22	REPUBLIC OF SLOVENIA	RS31	25 Jan 2002	2,974.68 SITm	4.7% p.a. + TOM	2002-2007	government bond
23	REPUBLIC OF SLOVENIA	RS32	25 Jan 2002	23,8655 EURm	5.375% p.a.	2002-2012	government bond
24	REPUBLIC OF SLOVENIA	RS33	9 Apr 2002	127.166 EURm	8% p.a.	2002-2022	government bond
25	REPUBLIC OF SLOVENIA	RS34	26 Feb 2002	16,910 SITm	4.2% p.a. + TOM	2002-2007	government bond
26	REPUBLIC OF SLOVENIA	RS35	26 Mar 2002	14,000 SITm	9% p.a.	2002-2007	government bond
27	REPUBLIC OF SLOVENIA	RS36	26 Mar 2002	3,790 SITm	7.5 % p.a.	2002-2005	government bond
28	REPUBLIC OF SLOVENIA	RS37	30 Apr 2002	17,000 SITm	4% p.a. + TOM	2002-2007	government bond
29	REPUBLIC OF SLOVENIA	RS38	30 Apr 2002	18 EURm	5.63 % p.a.	2002-2017	government bond
30	SLOVENSKA RAZVOJNA DRUŽBA	SKR1E	3 July 1995	25,564,594.06 EUR	5% p.a.	1993-2003	development fund of Republic Slovenia

TOM (abbreviation for: "temeljna obrestna mera"- base interest rate) - indexation factor, calculated as twelve month average of monthly consumer price index

## F1) OFFICIAL MARKET (2)

### COMMON SHARES

	Issuer	Trading code	First trading day	Nominal value of issue listed	Number of shares traded	Isin code	Sector
1	AERODROM LJUBLJANA	AELG	8 Oct 1997	1,936.229 SITm	1,936,229	SI0031103276	airport services
2	BANKA KOPER	BKP	14 Mar 2000	5,313.59 SITm	531,359	SI 002110547 1	banking
3	BLAGOVNO TRGOVINSKI CENTER BTC	BTC	4 Oct 1994	5,806.624 SITm	725,828	SI0031100504	retail, wholesale and real estate trade
4	COMET ZREČE	CHZG	2 Nov 1998	1,700.688 SITm	1,700,688	SI0031104407	grinding wheels and other non-metals production
5	DELO LJUBLJANA	DELR	13 Jan 1999	667.464 SITm	667,464	SI 003110445 6	publishing
6	DELO PRODAJA	DPRG	12 Feb 2001	593.549 SITm	593,549	SI0031107079	trade
7	DROGA PORTOROŽ	DRPG	12 June 1996	2,827.68 SITm	282,768	SI0031100256	food processing industry
8	EMONA OBALA KOPER	EOKG	7 Jan 1998	1,741.456 SITm	1,741,456	SI0031102682	commerce
9	ETOL CELJE	ETOG	21 Feb 1997	2,745.76 SITm	274,576	SI0031101338	essential oils and fragrances production
10	GEODETSKI ZAVOD SLOVENIJE	GZRG	8 Jan 2001	379.820 SITm	379,820	SI0031110339	surveying and cartography
11	GORENJE VELENJE	GRVG	10 Nov 2000 official market (2 June 1998 free market)	12,200 SITm	12,200,000	SI0031104076	household appliances
12	GRADBENO PODJETJE GROSUPLJE	GPG	23 Dec 1994	19,941.1 SITm	199,411	SI0031100728	construction industry
13	INTEREUROPA KOPER	IEKG	12 Jan 1998	7,210.7 SITm	7,210,700	SI0031100090	retail trade
14	ISTRABENZ KOPER	ITBG	16 June 1997	5,180 SITm	5,180,000	SI0031102070	holding companies management
15	KOMPAS MTS	MTSG	8 Dec 2000	3,526.714 SITm	3,526,714	SI0031103706	catering service, border-crossing and tourist services
16	KOLINSKA LJUBLJANA	KOLR	8 Jan 1996	3,166.992 SITm	3,166,992	SI0031100058	food processing industry
17	KOLONIALE VELETRGOVINA MARIBOR	KLMG	30 July 1999	650.516 SITm	650,516	SI 003110515 6	domestic market food and non food products wholesale
18	KRKA TOVARNA ZDRAVIL NOVO MESTO	KRKG	4 Nov 1997	14,170.448 SITm	3,542,612	SI0031102120	pharmaceutical & chemical industry
19	LEK LJUBLJANA	LEKA	11 Sep 1996	10,743.738 SITm	1,790,623	SI0031100645	pharmaceuticals
20	LUKA KOPER	LKPG	20 Nov 1996	7,140 SITm	7,140,000	SI0031101346	transport
21	MERCATOR LJUBLJANA	MELR	22 Dec 1997	32,085.04 SITm	3,208,504	SI0031100082	commerce industry, agriculture
22	MERKUR KRANJ	MER	30 Nov 1998	91,258.5 SITm	912,585	SI0031104639	wholesale and retail trade
23	MLINOTEST AJDOVŠČINA	MAJG	3 Apr 2000	2,389.177 SITm	2,389,177	SI 003110820 0	food processing industry
24	NIKA BREŽICE	NIKA	23 June 1992	479.688 SITm	479,688	SI0031100793	financial consultancy and services
25	PETROL LJUBLJANA	PETG	5 May 1997	12,517.806 SITm	2,086,301	SI0031102153	crude-oil and gas trade
26	PIVOVARNA LAŠKO	PILR	1 Feb 2000	6,363.405 SITm	6,363,405	SI 003110741 8	brewery
27	PIVOVARNA UNION	PULG	6 Mar 2000	4,511.14 SITm	451,114	SI 003110907 5	brewery and soft drinks
28	RADENSKA RADENCI	RARG	3 Apr 1997	5,061.856 SITm	5,061,856	SI0031102302	health resort
29	SALUS LJUBLJANA	SALS	16 Jan 1992	124.97 SITm	124,970	SI 003110568 5	full-line pharmaceutical wholesale
30	SAVA KRANJ	SAVA	6 Jan 2000	17,209.87 SITm	1,720,987	SI0031108457	chemicals
31	SKB BANKA	SKBB	19 Nov 1991	12,649.2 SITm	12,649,200	SI0021100670	banking
32	TEHNOUNION LJUBLJANA	TEHG	26 Nov 1998	840.05 SITm	84,005	SI0031100025	sales agent and marketing of motor vehicles
33	TERME ČATEŽ	TCRG	26 Aug 1993	2,699.886 SITm	449,981	SI0031100637	health resort
34	ZDRAVILIŠČE MORAVSKE TOPLICE	ZMTG	25 Sep 1997	2,861.843 SITm	2,861,843	SI0031103250	health resort
35	ŽIVILA KRANJ	ZKNG	15 May 2000	3,199.97 SITm	319,997	SI 003110678 2	trade and catering industry
36	ŽITO LJUBLJANA	ZTOG	20 Mar 2000	3,487.65 SITm	348,765	SI 003110844 0	flour, bread, pasta and sweets production

### PREFERRED SHARES

	Issuer	Trading code	First trading day	Nominal value of issue listed	Number of shares traded	Isin code	Sector
1	LEK LJUBLJANA	LEKB	6 May 1999	832.920 SITm	138,820	SI 003120027 0	pharmaceuticals
2	PROBANKA MARIBOR	PRBP	30 Mar 1993	400 SITm	400,000	SI 002120040 5	banking
3	VIPA BANKA	VPPP	28 June 1994	350 SITm	17,500	SI 002120031 4	banking

## F2) FREE MARKET (1)

### CORPORATE BONDS

	Issuer	Trading code	First trading day	Nominal value of issue traded	Interest rate	Maturity	Sector
1	AUTOCOMMERCE LJUBLJANA	ACL1E	15 Dec 1997	11,401,808.95 EUR	8% p.a.	1997-2006	foreign and domestic trade, service and production
2	BANKA KOPER	BKP3	5 Jan 2000	5 EURm	5% p.a.	1999-2004	banking
3	KD INVESTMENTS	KD01E	24 July 1996	4,090,335.05 EUR	10% p.a.	1996-2006	investment
4	PROBANKA	PRB4	15 Mar 2000	5 EURm	5.5% p.a.	1999-2007	banking
5	PROBANKA	PRB5	26 Apr 2002	7.85 EURm	6.25% p.a.	2001-2006	banking
6	UBK BANKA*	UBKKE	5 Jan 1995	3,067,751.29 EUR	8.5% floating rate	1994-2004	banking
7	BANKA VIPA	VP01E	5 Jan 1995	1,022,583.76 EUR	10% p.a.	1994-2004	banking
8	POTEZA	BDP2	13 Dec 1999	1.5 EURm	7.5% p.a.	1999-2004	brokerage house
9	SI.MOBIL	SM01E	24 Sep 1999	2,556,459.41 EUR	6% p.a.	1999-2006	telecommunication
10	SIP STROJNA OPREMA	SIP1AE	19 June 2000	3,323,397.23 EUR	6% p.a.	1999-2009	production of tractors and other agricultural, forestry and cultivation machinery
11	SIP STROJNA OPREMA	SIP1BE	19 June 2000	1,763,956.99 EUR	6% p.a.	1999-2009	production of tractors and other agricultural, forestry and cultivation machinery

\* floating interest rate calculated as an average annual interest rate of long-term government bonds denominated in DEM

### MUNICIPAL and GOVERNMENT BONDS

	Issuer	Trading code	First trading day	Nominal value of issue traded	Coupon interest rate	Maturity	Sector
1	COMMUNITY OF ŠMARJE PRI JELŠAH	OSMOE	5 Jan 1995	5,112,918.81 EUR	10% p.a.	1992-2002	municipal bond
2	SLOVENSKA ODŠKODNINSKA DRUŽBA	SOS2E	7 Apr 1997	357,910,000 EUR	6% p.a.	1996-2004	meeting commitments deriving from denationalisation process
3	STANOVANJSKI SKLAD RS	SSR3	8 May 2001	2,000 SITm	6.1% p.a.+ TOM	2001-2011	national mortgage agency

**TOM** (abbreviation for: "temeljna obrestna mera" - base interest rate) - indexation factor calculated as twelve month average of monthly consumer price index

## F2) FREE MARKET (2)

### COMMON SHARES

	Issuer	Trading code	First trading day	Nominal value of issue listed	Number of shares traded	Isin code	Sector
1	AGROKOMBINAT MARIBOR	AKMG	24 Sep 1999	403.808 SITm	403.808	SI 003110433 2	retail, fooder production for livestock, meat and milk products, granary services
2	AKTIVA AVANT	AAFR	16 Aug 2001	4.814.478 SITm	4.814,478	SI002111062 0	holding companies management
3	AKTIVA FIN	ATFR	31 May 2002	16,119.127 SITm	16,119,127	SI002111092 7	holding companies management
4	ALPDOM RADOVLJICA	ALDG	7 Apr 2000	47.816 SITm	47,816	SI 003110938 0	real estate and residence management and sale, business engineering
5	ALPETOUR POTOVALNA AGENCIJA ŠKOFJA LOKA	APAG	2 Aug 2000	526.084 SITm	263,042	SI003110989 3	passengers transportat
6	AVANT HOLDING LJUBLJANA	AVHR	14 Apr 2000	706.855 SITm	706,855	SI 003110948 9	holding companies management, enterprise and business consulting, market research and operating with fixed property
7	AVTO CELJE	AVCG	4 Feb 1997	418.077 SITm	418,077	SI003110211 2	car sale and repair services
8	AVTOPREVOZNIŠTVO IN SERVISI VELENJE	ASVG	1 Sep 1997	308.696 SITm	308,696	SI003110315 1	transport company
9	BELINKA HOLDING LJUBLJANA	BELG	19 Oct 2000	2,702.532 SITm	2,702,532	SI 003110216 1	holding companies management
10	CAPITA LJUBLJANA	CAP1	5 Sep 1997	582.021 SITm	582,021	SI002110003 5	holding companies management
11	CEMENTARNA TRBOVLJE	CTRG	29 May 2000	1.766 SITm	176,600	SI 003110962 0	cement production
12	CERTIUS HOLDING	CERR	15 Jan 2001	1,875.377 SITm	1,875,377	SI003111044 6	holding companies management
13	CETIS CELJE	CETG	10 Mar 1997	2.400 SITm	200,000	SI003110084 3	paper industry and graphics
14	CINKARNA CELJE	CICG	6 Mar 1998	4,874.862 SITm	812,477	SI003110380 5	metallurgic and chemical industry
15	CM CELJE	CEMG	1 Mar 2001	643.570 SITm	64,357	SI003110988 5	design, construction and reconstruction of roads, highways and other traffic areas
16	COLOR MEDVODE	COMG	15 Jan 1998	1,607.402 SITm	803,701	SI003110360 7	resin, colours and varnish industry
17	CREINA KRANJ	CRKG	21 Feb 2000	194.376 SITm	48,594	SI 003110915 8	production and wholesale of agricultural and industrial machines and gadgats
18	DADAS MARIBOR	DAD	16 Sep 1997	125.28 SITm	31,320	SI003110076 9	financial consultancy and services
19	DANA MIRNA	DMRG	7 June 1999	356.128 SITm	356,128	SI 003110520 6	secondary industry of fruit processing and production of alcohol and non-alcohol drinks
20	DOM SMREKA	DSMG	21 Sep 1999	406.199 SITm	406,199	SI 003110725 1	retail of construction material, heating and wood
21	DRAVINJSKI DOM SLOVENSKE KONJICE	DSKG	19 May 2000	216.56 SITm	216,560	SI 003110958 8	wholesale and retail of food and non-food products
22	DZS LJUBLJANA	DZS	12 May 1999	1,429.368 SITm	1,429,368	SI 003110527 1	publishing and trading
23	EGOLES ŠKOFJA LOKA	GKRG	17 Sep 1999	258.3 SITm	258,300	SI 003110714 5	forest management and sale of wood products
24	ELMO LJUBLJANA	IELG	22 Feb 2001	708 SITm	708,000	SI003111026 3	electrical installations
25	FRUCTAL AJDOVŠČINA	FRAG	6 Jan 1998	2,504.151 SITm	2,504,151	SI003110359 9	food-processing industry
26	GEA COLLEGE LJUBLJANA	GEAR	5 Jan 1995	147.885 SITm	147,885	SI003110080 1	consulting
27	GEA TOVARNA OLJA SLOV.BISTRICA	GSBG	30 June 1996	660.348 SITm	660,348	SI003110129 6	oil - producing industry
28	GRAD PRESTRANEK	GDPR	1 Feb 2000	345.88 SITm	43,235	SI 003110898 6	revitalisation and renewal of the Prestranek estate; catering and tourist activities; horse breeding
29	GRADIS GP LJUBLJANA	GLJG	12 July 1999	609.5 SITm	304,750	SI 003110393 8	construction
30	GRAND HOTEL UNION LJUBLJANA	GHUG	5 Jan 2000	1,814.613 SITm	1,814,613	SI 003110865 5	hotel industry
31	GORENJSKI TISK KRANJ	GTKG	19 Sep 1996	960.176 SITm	960,176	SI 003110119 7	graphics services
32	GORIŠKE OPEKARNE RENČE	GORG	8 Mar 1999	392.725 SITm	392,725	SI003110499 3	production of different clay brick products
33	GOZDNO GOSPODARSTVO BLEĐ	GGBG	27 Dec 1999	611.9 SITm	611,900	SI 003110737 6	forest management
34	GOZDNO GOSPODARSTVO POSTOJNA	GZPG	30 June 1999	489.52 SITm	489,520	SI 003110571 9	forest management and sale of wood products
35	HELIOS DOMŽALE	HDOG	19 Sep 1996	2,198.61 SITm	219,861	SI003110114 8	intermediary on fuel, mine sector
36	HIDROTEHNIK LJUBLJANA	VHLG	5 July 1999	330.034 SITm	330,034	SI 003110551 1	building industry and protection against flood damage
37	HIPOTEKARNA BANKA BREŽICE	HBR	14 Dec 1998	600 SITm	300,000	SI002110074 6	banking
38	HOTELI PALACE PORTOROŽ	PALG	7 Oct 1997	2,346.102 SITm	2,346,102	SI003110330 0	hotel industry
39	IMP ČRPALKE	ICRG	9 Sep 1998	333.034 SITm	333,034	SI003110434 0	production of pumps
40	INLES RIBNICA	IHPG	8 Oct 1999	1,111.050 SITm	555,525	SI 003110745 9	production of furniture
41	INTARA LJUBLJANA	INTR	5 Jan 1995	101 SITm	101,000	SI003110114 8	brokerage house
42	INTEGRAL JESENICE	INJG	14 Sep 1999	243.784 SITm	243,784	SI 003110708 7	merchandise and passenger transport, motor vehicle service and repairs
43	INTERTRADE ITA LJUBLJANA	INRG	20 Oct 1997	695.31 SITm	69,531	SI003110333 4	mechanical engineering representative
44	INTERTRADE ITS LJUBLJANA	ITSG	24 Apr 1998	1.260 SITm	1,260,000	SI003110394 6	information and computer service
45	INTES MARIBOR	IMTG	9 Mar 2000	549.982 SITm	549,982	SI 003110920 8	cereal processing and production of farinaceous food
46	IMP KLIMAT	KLLG	26 Apr 2002	353.9 SITm	353,900	SI 003111114 7	production of air conditioning equipment
47	JADRAN SEŽANA	JASG	23 Sep 1996	226.334 SITm	226,334	SI003110154 4	commerce industry
48	JATA LJUBLJANA	JMLG	23 Sep 1996	1,196.02 SITm	119,602	SI003110153 6	production and processing of poultry meat
49	JATA EMONA	JAMR	15 Jan 2002	3,197.534 SITm	3,197,534	SI003111109 7	production and retailing of poultry meat
50	JAVOR PIVKA	JPIG	13 Nov 2000	1,194.7 SITm	1,194,700	SI003110910 9	production of plywood, bound and layer wood, fibre and other slabs
51	JELEN SLOVENSKE KONJICE	JESG	29 Nov 1999	50.849 SITm	50,849	SI 003110430 8	restaurant & hotel capacities
52	JUTEKS ŽALEC	JTKG	2 Nov 1999	641.432 SITm	641,432	SI 003110786 3	carpet production on various linings
53	KEMA PUČONCI	KEPG	17 Dec 1998	217.346 SITm	217,346	SI 003110420 9	production of special buildingmaterials
54	KOVINOTEHNA CELJE	KCEG	17 Jul 1996 (5 Nov 2001 free market)	4,124.504 SITm	4,124,504	SI003110015 7	iron and nonferrous metals production - wholesale trade, retail trade
55	KLASJE CELJE	KLKG	2 July 1999	734.716 SITm	734,716	SI 003110548 7	bread, pastries and sweets production
56	KMETIJSKI KOMBINAT PTUJ	KMPG	27 Oct 1998	2,531.109 SITm	2,531,109	SI003110456 3	agriculture and meat products
57	KD HOLDING	KDHR	5 Feb 2001	7,399.752 SITm	924,969	SI003111046 1	holding companies management
58	KD INVESTMENTS	KDZR	3 Aug 1998	160 SITm	20,000	SI002110388 0	investments
59	KOMPAS HOTELI KRANJSKA GORA	KHKG	31 May 1996	1,627 SITm	162,700	SI003110052 0	tourism, hotel industry
60	KRONA HOLDING	KRHR	9 May 2002	1,287.121 SITm	1,287,121	SI002111124 8	holding companies management
61	KS-1 NALOŽBE	KSNR	10 Aug 2001	417.8783 SITm	4,178,783	SI002111089 3	holding companies management
62	KS - 4 NALOŽBE	K4NR	25 Apr 2002	1,525.271 SITm	1,525,271	SI 002111094 3	holding companies management
63	KOŠAKI TMI MARIBOR	TKMG	11 Oct 1999	432.36 SITm	43,236	SI 003110424 1	secondary meat industry and production of meat products
64	KRUH PECIVO MARIBOR	KPEG	2 July 1997	555.934 SITm	555,934	SI003110295 5	bread and pastries production
65	LESNINA EMMI SLOV.BISTRICA	LSBG	8 May 1996	684.037 SITm	684,037	SI003110035 5	aluminium and wood production
66	LESNINA	MILG	12 Jan 2002	2,906.81 SITm	76,495	SI003111116 2	wholesale and retail of furniture



## F2) FREE MARKET (3)

### COMMON SHARES

	Issuer	Trading code	First trading day	Nominal value of issue listed	Number of shares traded	Isin code	Sector
67	LIP BLEED	LLBG	12 Jan 2000	2,155.899 SITm	2,155,899	SI 003110871 3	wood manufacturing
68	LIV POSTOJNA	LIVG	16 Nov 1999	1,616 SITm	161,600	SI 003110796 2	production of vacuum cleaners, plastic tubes and fittings, bicycles, hydraulic elevators and concrete mixers
69	LIZ INŽENIRING LJUBLJANA	LIZG	11 Mar 1999	188,677 SITm	188,677	SI 003110371 4	consulting and engineering in object construction
70	MARINA PORTOROŽ	MAPG	19 Sep 1996	627,864 SITm	313,932	SI0031100587	nautical and hotel industry
71	OLJARICA KRANJ	MOKG	27 Jan 1999	704,04 SITm	70,404	SI 003110201 3	production of cooking oil
72	MEDALJON MARIBOR	MEDR	12 Oct 1999	1,734 SITm	1,734,000	SI 003110691 5	management of holding companies, business operations of own real estate and renting own real estate
73	MEDVŠEK PUŠNIK LJUBLJANA	MPL	12 Dec 1997	160 SITm	80,000	SI0021103245	financial consulting
74	MELAMIN KOČEVJE	MKOG	23 Sep 1996	466,489 SITm	466,489	SI003110201	chemical industry
75	MERCATA HOLDING	MEHR	30 Jan 2001	2,898,918 SITm	2,898,918	SI0031110065	holding companies management
76	MERCATA 1 HOLDING	MHLR	30 Jan 2001	2,693,249 SITm	2,693,249	SI0031110073	holding companies management
77	MESNA INDUSTRIJA PRIMORSKE	MIPG	19 June 2000	1,478,742 SITm	1,478,742	SI 003110969 5	meat processing industry; wholesale and retail trade with provisions
78	MITOL SEŽANA	MISG	15 May 1997	770,509 SITm	770,509	SI0031102716	production and sale of adhesive substances and resinous compound
79	MLADINSKA KNJIGA TISKARNA LJUBLJANA	MKTG	11 Oct 1999	1,039,54 SITm	103,954	SI 003110094 2	printing, publishing, retail and wholesale
80	MURALES LJUTOMER	MULG	2 Mar 2001	322,045 SITm	322,045	SI0031107780	production of wood furniture
81	MLAJ ZADOBROVA	MTZG	20 June 2001	67,062 SITm	67,062	SI0031110479	wood manufacturing
82	NAMA LJUBLJANA	NALG	20 Dec 1999	2,861,31 SITm	2,861,310	SI 003110269 0	retail trade and renting of business premises
83	NIKO ŽELEZNIKI	NKPG	17 Sep 1999	358,75 SITm	35,875	SI 003110717 8	office material, industrial paper-clips, electromagnets and other metal mechanisms production
84	NOVOLIT NOVA VAS	NNVG	6 Jan 1997	224,298 SITm	224,298	SI0031101684	production of building material used for construction elements
85	PINUS RAČE	PIRG	13 June 1996	1,482,03 SITm	148,203	SI0031100371	chemical industry
86	PLAMA PUR	POPG	6 Dec 1999	686,798 SITm	686,798	SI 003110822 6	production and refashioning of poliuretanic (plastic) foams
87	POM-INVEST	POIR	19 Oct 2001	2,241,983 SITm	2,241,983	SI0021110984	holding companies management
88	POTROŠNIK CELJE	POCG	12 Nov 1997	614,973 SITm	614,973	SI0031103425	retail trade
89	PULSAR HOLDING	PLHR	13 Aug 2001	939,319 SITm	939,319	SI0021110901	holding companies management
90	RAZVOJNA DRUŽBA LJUBLJANA	RDRO	5 Jan 1995	219,48 SITm	21,948	SI0031100751	consulting
91	RTC KRVAVEC	RKRG	17 Oct 1997	411,468 SITm	205,734	SI0031103284	transport of passengers, goods and various loads
92	RUDIS TRBOVLJE	RUTG	13 Sep 1996	516,996 SITm	516,996	SI0031100900	construction industry
93	SATURNUS AVTOOPREMA LJUBLJANA	SAAG	14 Apr 1997	966,122 SITm	483,061	SI0031102542	motorvehicles light equipment industry
94	SATURNUS EMBALAŽA LJUBLJANA	SELG	3 Nov 1997	840,64 SITm	84,064	SI0031103383	production of package
95	SAVINJA MOZIRJE	MSMG	21 Sep 1999	105,78 SITm	105,780	SI 003110685 7	retail of food and non-food provisions
96	SIJAJ HRASTNIK	SIHG	7 Oct 1999	268,8 SITm	26,880	SI 003110742 6	production of decorative lights and metal products
97	KD GROUP	SKDR	21 Dec 2000	198,352 SITm	99,176	SI0031110164	holding companies management
98	SLOVENIJALES LJUBLJANA	SLLG	8 May 1996	3,037,77 SITm	303,777	SI0031100405	commerce, engineering, representation
99	SVILA MARIBOR	SVMG	17 Jan 1997	1,263,478 SITm	1,263,478	SI0031102096	textile industry
100	SVILANIT KAMNIK	SKAG	14 Apr 1997	816,974 SITm	408,487	SI0031102450	textile industry
101	TEKSTINA AJDOVŠČINA	TEAG	12 Feb 1997	1,127,293 SITm	1,127,293	SI031102211	textile industry
102	TOPLICE DOBRNA	ZDDG	5 July 1999	682,01 SITm	682,010	SI031105396	medical services, tourist and hotel trade
103	TOSAMA DOMŽALE	TODG	13 Sep 1996	2,956,7 SITm	295,670	SI0031101361	sanitary material production
104	TOVARNA SLADKORJA ORMOŽ	TSOR	12 Apr 1996	4,971,63 SITm	497,163	SI0031100207	sugar production
105	TUS KO-SI SLOVENJ GRADEC	TUKG	9 Mar 2000	229,456 SITm	229,456	SI 003110924 0	production of non-woven materials
106	TUB SWATY MARIBOR	TUBG	30 Dec 1997	1,155,76 SITm	288,940	SI0031103441	production and trade of knife grinders
107	UNITAS LJUBLJANA	USLG	26 Nov 1998	145,115 SITm	145,115	SI0031104670	production of sanitary, water and gas fittings
108	UPIMO GROUP LJUBLJANA	UPGR	9 July 19997	215 SITm	215,000	SI0021102668	counseling services on trading and marketing and financial engineering
109	VALKARTON LOGATEC	VLOG	26 Jun 1997	852,097 SITm	852,097	SI0031102310	cardboard production
110	ZASAVSKI RAČUNSKI CENTER TRBOVLJE	ZRCG	27 Dec 1999	43,466 SITm	43,466	SI 003110856 4	consultancy engineering, electronic data processing, sale of software products
111	ZDRAVILIŠČE ROGAŠKA	RGS	11 Feb 1999	891,864 SITm	891,864	SI0031104894	health resort
112	ŽR - MONTER DRAVOGRAD	ZMDG	17 Sep 1999	275,835 SITm	275,835	SI 003110696 4	management of investment portfolios of subsidiaries

### PREFERRED SHARES

	Issuer	Trading code	First trading day	Nominal value of issue listed	Number of shares traded	Isin code	Sector
1	HIPOTEKARNA BANKA BREŽICE	HBP	14 Dec 1998	159 SITm	79,500	SI0021200074	banking
2	KOVINOTEHNA CELJE	KCEU	17 Jul 1996 (5 Nov 2001 free market)	527,955 SITm	527,955	SI 003120001 5	iron and nonferrous metals production - wholesale trade, retail trade
3	KD HOLDING	KDHP	18 July 2001	2,131,304 SITm	266,413	SI0031200502	holding companies management
4	PRIMOFIN MARIBOR	PFNP	22 Sep 1997	500 SITm	10,000	SI0031200106	financial consultancy
5	ZDRAVILIŠČE ROGAŠKA	RGP	11 Feb 1999	55,636 SITm	27,818	SI0031200288	health resort

## F2) FREE MARKET (4)

### AUTHORISED INVESTMENT FUNDS

	Issuer	Trading code	First trading day	Nominal value of issue listed	Number of shares traded	Isin code	Sector
1	PID AKTIVA AVANT I LJUBLJANA	AAPR	22 Aug 2001	2,952.004 SITm	29,520,040	SI 002111063 8	authorised investment fund
2	ARKADA ENA LJUBLJANA	AR1N	14 Dec 1998	6,640.634 SITm	66,406,092	SI 002110579 4	authorised investment fund
3	CAPINVEST 2 LJUBLJANA	CAPN	24 Dec 1998	587.69 SITm	5,876,900	SI 002110622 2	authorised investment fund
4	INFOND ZLAT MARIBOR	IZON	29 June 1998	33,685.471 SITm	336,854,710	SI 002110586 9	authorised investment fund
5	KS - sklad 2	KS2N	2 Aug 1998	4,429.324 SITm	44,293,242	SI 002110621 4	authorised investment fund
6	KS - SKLAD 4	K4SR	25 Apr 2002	4,163.38 SITm	41,633,800	SI 002111095 0	authorised investment fund
7	KRONA SENIOR	SN0N	8 Dec 1998	7,317.043 SITm	73,170,428	SI 002110590 1	authorised investment fund
8	MAKSIMA 1 LJUBLJANA	MX1N	16 Nov 1998	21,664.6243 SITm	216,646,243	SI 002110593 5	authorised investment fund
9	MERCATA LJUBLJANA	MR0N	31 Aug 1998	2,892.3982 SITm	28,923,982	SI 002110598 4	authorised investment fund
10	MERCATA 1 LJUBLJANA	MR1N	31 Aug 1998	2,682.1153 SITm	26,821,153	SI 002110599 2	authorised investment fund
11	MODRA LINJA KOPER	ML0N	7 Apr 1998	5,298.6743 SITm	52,986,743	SI 002110596 8	authorised investment fund
12	NACIONALNA FINANČNA DRUŽBA 1	NF1N	26 Oct 1998	15,833.012 SITm	160,580,300	SI 002110600 8	authorised investment fund
13	NACIONALNA FINANČNA DRUŽBA 2	NF2N	2 July 1999	29,137.966 SITm	291,379,659	SI 002110601 6	authorised investment fund
14	NIKA PID	NK0N	24 Apr 1998	3,257.470 SITm	32,574,698	SI 002110602 4	authorised investment fund
15	NIKA PID 1	NK1N	24 Apr 1998	3,091.110 SITm	30,911,102	SI 002110603 2	authorised investment fund
16	NIKA PID 2	NK2N	24 Apr 1998	1,255.587 SITm	12,555,868	SI 002110604 0	authorised investment fund
17	PID KMEČKA DRUŽBA	KDPN	9 Feb 2001	9,591.3558 SITm	95,913,558	SI 002111023 2	authorised investment fund
18	ID KMEČKA DRUŽBA	KDIN	9 Feb 2001	9,204.6145 SITm	92,046,145	SI 002111023 2	authorised investment fund
19	PLOD LJUBLJANA	PD0N	24 Sep 1999	1,047.802 SITm	10,478,017	SI 002110605 7	authorised investment fund
20	POMURSKA INV.DRUŽBA 1	PM1N	9 Nov 1998	3,592.394 SITm	35,923,940	SI 002110606 5	authorised investment fund
21	POOBLAŠČENA POMURSKA INV. DRUŽBA	PPIR	26 Oct 2001	2,296.74 SITm	22,967,400	SI 002111099 2	authorised investment fund
22	SETEV LJUBLJANA	ST1N	24 Sep 1999	1,540.537 SITm	15,405,373	SI 002110609 9	authorised investment fund
23	TRDNJAVA VELENJE	TR0N	14 June 1999	2,593.276 SITm	25,932,762	SI 002110612 3	authorised investment fund
24	TRDNJAVA I VELENJE	TR1N	5 July 1999	891.79 SITm	8,917,902	SI 002110613 1	authorised investment fund
25	TRGATEV LJUBLJANA	GT0N	24 Sep 1999	1,758.58 SITm	17,585,800	SI 002110619 8	authorised investment fund
26	TRIGLAV STEBER I	TG1N	2 Nov 1998	14,545.899 SITm	147,487,470	SI 002110610 7	authorised investment fund
27	TRIGLAV STEBER II	TG2N	14 June 1999	19,541.255 SITm	195,412,551	SI 002110611 5	authorised investment fund
28	VIPA INVEST	VI0N	29 Jan 2002	10,426.8115 SITm	104,268,115	SI 002111121 4	authorised investment fund
29	VIZIJA DPB NOVO MESTO	VZ0N	29 June 1998	4,407.463 SITm	44,074,632	SI 002110616 4	authorised investment fund
30	ZLATA MONETA I MARIBOR	ZM1N	31 Mar 1999	6,638.43 SITm	68,297,800	SI 002110617 2	authorised investment fund
31	ZLATA MONETA II MARIBOR	ZM2N	31 Mar 1999	8,233.376 SITm	82,333,757	SI 002110618 0	authorised investment fund
32	ZVON DVA MARIBOR	ZV2N	7 June 1999	14,122.471 SITm	141,224,712	SI 002110592 7	authorised investment fund
33	ZVON ENA MARIBOR	ZV1N	7 Dec 1998	13,461.31 SITm	137,974,360	SI 002110591 9	authorised investment fund

### PENSION COUPONS

	Issuer	Trading code	First trading day	Nominal value of issue listed	Number of shares traded	Isin code	Sector
1	PENSION COUPONS	PBON	1 Oct 1999	13,735.154 SITm	137,351,538	SI 002990032 9	creating supplementary pension means and invalid insurance