



MONTHLY STATISTICS
LJUBLJANA STOCK EXCHANGE
 September 2002
 Year VIII, No. 9/02

TURNOVER

Market	Turnover (in EUR)	Volume in pieces	Number of bargains
Official market	117,519,792	1,745,021	14,407
Shares	109,683,866	1,649,974	14,142
Bonds	7,835,926	95,047	265
Free market	64,616,932	80,412,503	18,665
Shares	11,917,413	1,771,996	3,201
Bonds	16,610,758	526,628	638
Closed-end funds	18,169,222	22,267,441	3,898
Authorised closed-end funds	16,755,814	51,407,746	9,099
Pension coupons	1,163,725	4,438,692	1,829
Short-term securities	0	0	0
Total	182,136,724	82,157,524	33,072

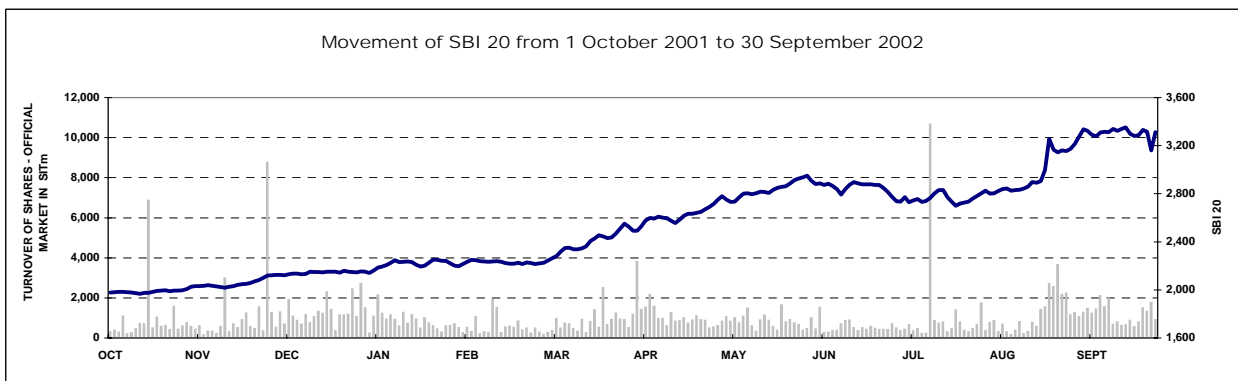
MARKET SIZE

Market	Market capitalisation (in EURm)	Number of securities	Number of issuers
Official market	6,348	107	54
Shares	4,329	37	36
Bonds	2,019	70	18
Free market	2,386	159	154
Shares	961	108	107
Bonds	403	15	11
Closed-end funds	396	4	4
Authorised closed-end funds	596	31	31
Pension coupons	30	1	1
Total	8,734	266	208
Short-term securities	-	10	1

NOMINAL RETURN

STOCK EXCHANGE INDICES	Nominal return in September 2002	Nominal return in Year 2002
Slovenian stock exchange index (SBI 20)	5.00%	53.92%
Nonweighted slovenian stock exchange index (SBI 20NT)	6.22%	49.72%
Free market index (IPT)	3.06%	33.62%
Investment fund index (PIX)	2.25%	58.05%
Bond index (BIO)	0.05%	-0.59%

INDUSTRIAL SECTOR INDICES	Nominal return in September 2002	Nominal return in Year 2002
Food and beverages	5.01%	32.57%
Pharmaceuticals	0.60%	75.30%
Chemicals	8.17%	60.12%
Oil and gas	7.02%	65.15%
Transport	1.96%	31.17%
Trade	2.78%	37.93%





ISSUER

Ljubljana Stock Exchange Inc.
Slovenska 56
1000 Ljubljana

INFORMATIONS

E-mail:	info@ljse.si
Phone:	386 1 47-10-211 386 1 47-10-205
Contact persons:	Nataša Žabkar, Ksenija Zver

STATISTICS ON WEB:

http://www.ljse.si/StrAng/Trading/Menu/tr_dpl.htm

The screenshot shows the website interface for Ljubljanska Borza. At the top, there is a navigation menu with options like 'Home', 'About Us', 'Market Data', 'Trading', 'Investing', 'Listings', 'Members', and 'News'. Below the navigation menu is a 'SITE MAP' section with a central graphic of a hand holding several colored buttons labeled 'TRADING', 'LSE PROFILE', 'INFORMATION', 'INVESTING', 'LSE MEMBERS', and 'LISTING'. To the left of the site map is a sidebar with a 'Top Five Official Market' table and a 'News' section. The 'Top Five Official Market' table shows the following data:

Symbol	Value	Change	%
INDEX	487.728.211	-10.79	-0.02
S&P500	2.276.52	18.85	0.83
DAX	2.281.18	-8.28	-0.36
FTSE100	2.471.77	-8.28	-0.33

The 'News' section on the right contains two articles:

- August 28, 2002, Ljubljanska borza d.o.o., Ljubljana: New Records at Ljubljana Stock Exchange
- August 23, 2002, Ljubljanska borza d.o.o., Ljubljana: Record-Breaking S&P500 Index

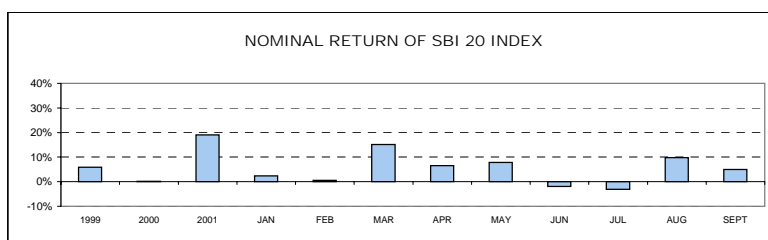
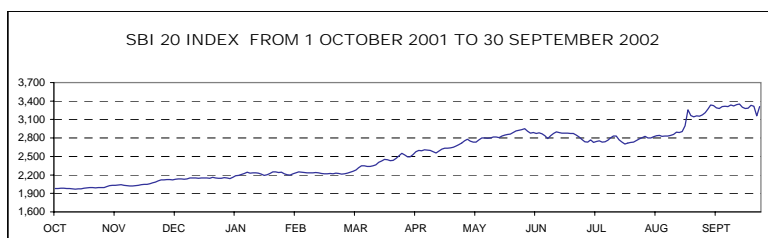
INDEX

	Page
A) STOCK EXCHANGE INDICES	1
B) NUMBER OF ISSUERS, TRADED SECURITIES AND MEMBERS	4
C) TURNOVER	5
C1) Monthly turnover by securities on official market	5
C2) Monthly turnover by securities on free market	7
C3) Most traded securities in last month	12
C4) Turnover by LJSE members	13
C5) Turnover in years 2001 and 2002	14
D) MARKET CAPITALISATION	16
D1) Market capitalisation of shares	17
D2) Market capitalisation of bonds	20
D3) Market capitalisation of investment funds	22
D4) Market capitalisation of pension coupons	22
E) OTHER	23
E1) Indicators (shares on official market)	23
E2) Record values	24
E3) New listed securities and changes in year 2002	25
F) LIST OF SECURITIES	26
F1) Official market	26
F2) Free market	28

A) STOCK EXCHANGE INDICES

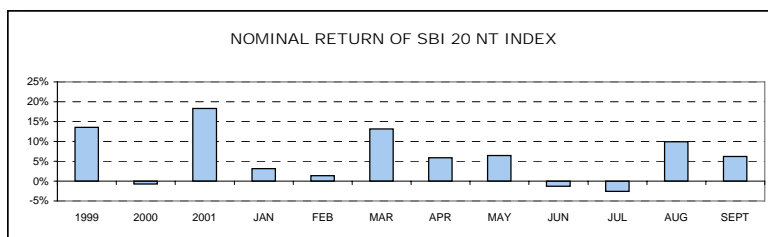
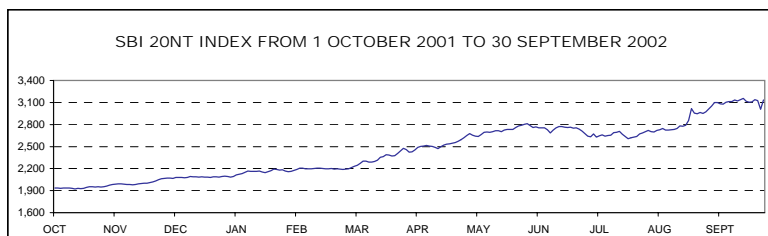
SBI 20 - SLOVENE STOCK EXCHANGE INDEX

Year	Max	Date	Min	Date	Close	Nominal return
1994	1,598.03	28 June 1994	1,131.23	21 Oct 1994	1,396.81	39.68%
1995	1,590.17	9 Nov 1995	1,016.99	13 July 1995	1,448.75	3.72%
1996	1,589.18	13 Mar 1996	891.93	10 Sept 1996	1,183.26	-18.33%
1997	1,655.36	10 Feb 1997	1,156.14	6 Jan 1997	1,404.70	18.71%
1998	2,026.47	10 Aug 1998	1,378.49	6 Jan 1998	1,705.77	21.43%
1999	1,981.87	19 Feb 1999	1,679.48	5 Jan 1999	1,806.26	5.89%
2000	1,903.66	24 Jan 2000	1,584.23	25 May 2000	1,807.94	0.09%
2001	2,159.35	19 Dec 2001	1,700.24	25 Apr 2001	2,151.59	19.01%
Year 2002	Max	Date	Min	Date	Close	Nominal return
January	2,251.87	24 Jan 2002	2,140.80	3 Jan 2002	2,202.96	2.39%
February	2,250.00	6 Feb 2002	2,197.68	1 Feb 2002	2,214.80	0.54%
March	2,550.55	29 Mar 2002	2,220.76	1 Mar 2002	2,550.55	15.16%
April	2,715.65	30 Apr 2002	2,492.27	4 Apr 2002	2,715.65	6.47%
May	2,927.11	31 May 2002	2,732.05	9 May 2002	2,927.11	7.79%
June	2,949.52	4 June 2002	2,792.31	14 June 2002	2,871.81	-1.89%
July	2,845.60	1 July 2002	2,699.82	24 July 2002	2,783.30	-3.08%
August	3,256.70	26 Aug 2002	2,800.03	5 Aug 2002	3,153.99	13.32%
September	3,351.19	19 Sept 2002	3,161.29	27 Sept 2002	3,311.70	5.00%



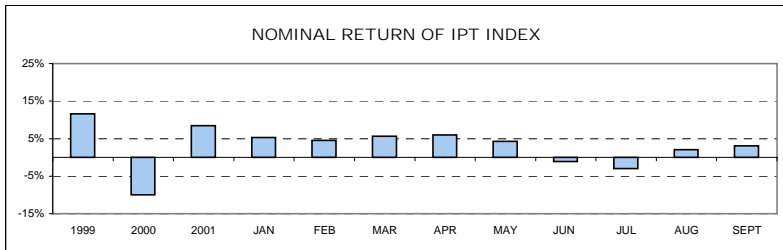
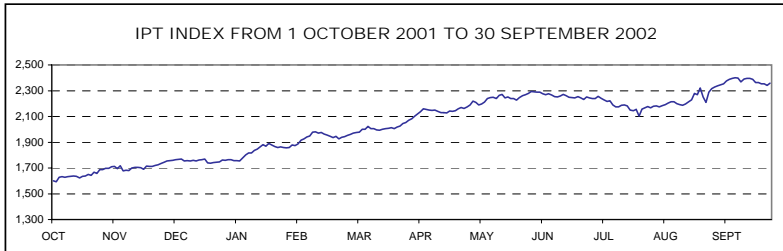
SBI 20NT - NON-WEIGHTED SLOVENE STOCK EXCHANGE INDEX

Year	Max	Date	Min	Date	Close	Nominal return
1998	1,706.07	10 Aug 1998	1,437.30	30 June 1998	1,568.87	n.a.
1999	1,871.02	8 Sept 1999	1,548.95	5 Jan 1999	1,782.03	13.59%
2000	1,841.63	25 Jan 2000	1,585.48	25 May 2000	1,769.15	-0.72%
2001	2,096.75	27 Dec 2001	1,661.96	9 May 2001	2,092.66	18.29%
Year 2001	Max	Date	Min	Date	Close	Nominal return
January	2,191.90	24 Jan 2002	2,082.58	3 Jan 2002	2,159.19	3.18%
February	2,207.69	15 Feb 2002	2,160.71	1 Feb 2002	2,188.24	1.35%
March	2,475.76	29 Mar 2002	2,193.11	1 Mar 2002	2,475.76	13.14%
April	2,620.90	30 Apr 2002	2,422.94	3 Apr 2002	2,620.90	5.86%
May	2,790.75	31 May 2002	2,638.73	10 May 2002	2,790.75	6.48%
June	2,812.53	4 June 2002	2,685.68	14 June 2002	2,755.00	-1.28%
July	2,735.45	1 Jul 2002	2,606.39	24 Jul 2002	2,684.34	-2.56%
August	3,014.59	26 Aug 2002	2,698.95	6 Aug 2002	2,949.78	9.89%
September	3,154.72	19 Sept 2002	2,971.65	2 Sept 2002	3,133.13	6.22%



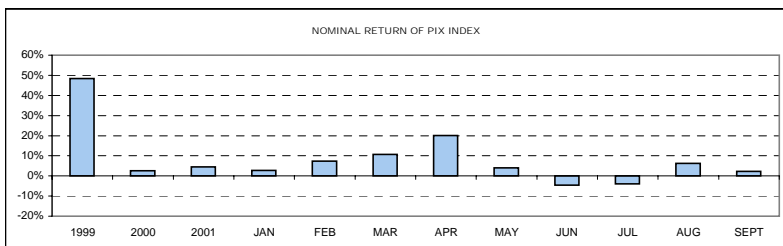
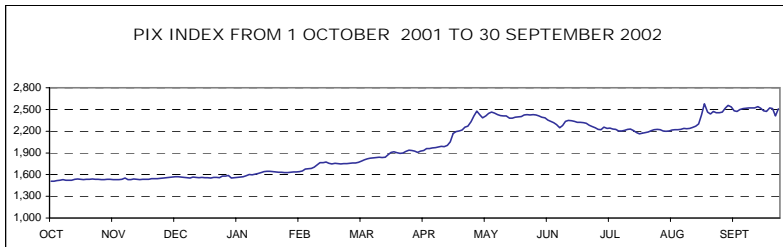
IPT - FREE MARKET INDEX

Year	Max	Date	Min	Date	Close	Nominal return
1998	1,795.31	11 Aug 1998	1,318.83	1 July 1998	1,618.99	n.a.
1999	1,806.98	30 Dec 1999	1,504.61	3 Aug 1999	1,806.98	11.61%
2000	1,772.76	24 Jan 2000	1,469.64	26 Oct 2000	1,627.44	-9.94%
2001	1,769.69	14 Dec 2001	1,415.06	23 May 2001	1,765.60	8.49%
Year 2001	Max	Date	Min	Date	Close	Nominal return
January	1,892.35	22 Jan 2002	1,753.43	8 Jan 2002	1,859.61	5.32%
February	1,980.90	14 Feb 2002	1,872.99	4 Feb 2002	1,943.48	4.51%
March	2,053.15	29 Mar 2002	1,953.70	1 Mar 2002	2,053.15	5.64%
April	2,175.30	30 Apr 2002	2,071.00	2 Apr 2002	2,175.30	5.95%
May	2,271.69	21 May 2002	2,190.34	6 May 2002	2,268.57	4.29%
June	2,293.04	4 June 2002	2,243.41	28 June 2002	2,243.41	-1.11%
July	2,255.49	8 Jul 2002	2,103.66	26 Jul 2002	2,176.10	-3.00%
August	2,320.48	27 Aug 2002	2,166.76	1 Aug 2002	2,289.28	5.20%
September	2,401.69	12 Sept 2002	2,316.99	2 Sept 2002	2,359.23	3.06%



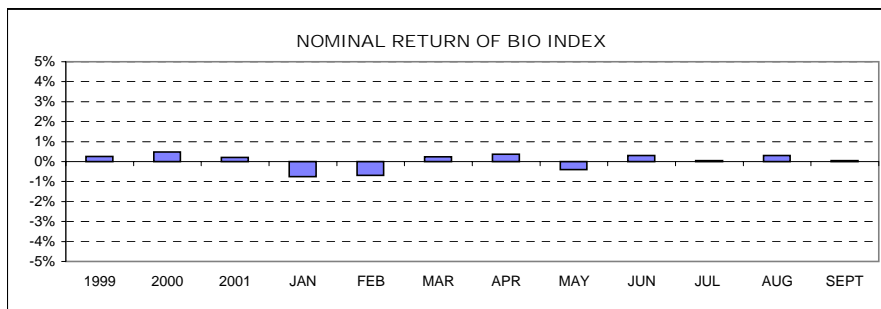
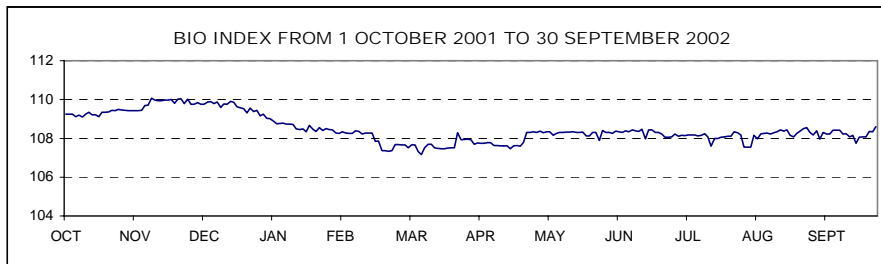
PIX - AUTHORISED INVESTMENT FUNDS INDEX

Year	Max	Date	Min	Date	Close	Nominal return
1999	1,633.77	8 Sep 1999	965.15	5 Jan 1999	1,483.50	48.35%
2000	1,572.13	17 Jan 2000	1,097.07	25 May 2000	1,520.79	2.51%
2001	1,588.02	28 Dec 2001	1,328.44	23 May 2001	1,588.02	4.42%
Year 2001	Max	Date	Min	Date	Close	Nominal return
January	1,644.33	21 Jan 2002	1,551.00	3 Jan 2002	1,630.72	2.69%
February	1,773.32	19 Feb 2002	1,636.69	1 Feb 2002	1,751.32	7.40%
March	1,939.44	29 Mar 2002	1,755.84	1 Mar 2002	1,939.44	10.74%
April	2,329.56	30 Apr 2002	1,907.18	4 Apr 2002	2,329.56	20.12%
May	2,479.30	7 May 2002	2,378.88	23 May 2002	2,421.87	3.96%
June	2,428.96	3 June 2002	2,248.30	14 June 2002	2,309.88	-4.62%
July	2,281.69	1 Jul 2002	2,163.67	24 Jul 2002	2,218.70	-3.95%
August	2,576.91	26 Aug 2002	2,197.83	6 Aug 2002	2,454.68	10.64%
September	2,558.34	5 Sept 2002	2,410.11	27 Sept 2002	2,509.92	2.25%



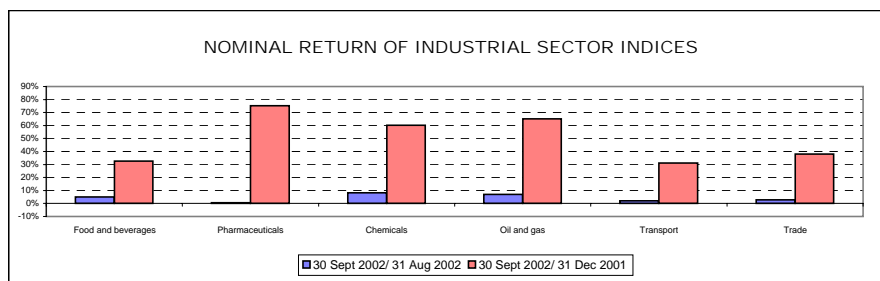
BIO - STOCK EXCHANGE BOND INDEX

Year	Max	Date	Min	Date	Close	Nominal return
1995	113.52	14 Dec 1995	100.46	5 July 1995	111.68	11.68%
1996	111.96	8 Jan 1996	106.61	28 June 1996	107.89	-3.39%
1997	110.97	8 Apr 1997	104.90	29 Jan 1997	107.31	-0.54%
1998	108.22	30 Dec 1998	101.68	25 May 1998	108.22	0.85%
1999	110.52	4 Feb 1999	104.53	16 Aug 1999	108.50	0.26%
2000	109.63	15 Dec 2000	103.96	9 June 2000	109.03	0.49%
2001	110.08	17 Sept 2001	107.81	21 Mar 2001	109.25	0.20%
Year 2001	Max	Date	Min	Date	Close	Nominal return
January	109.03	3 Jan 2002	108.33	21 Jan 2002	108.43	-0.75%
February	108.39	12 Feb 2002	107.34	26 Feb 2002	107.68	-0.69%
March	108.29	27 Mar 2002	107.17	12 Mar 2002	107.94	0.24%
April	108.34	30 Apr 2002	107.47	19 Apr 2002	108.34	0.37%
May	108.37	7 May 2002	107.90	31 May 2002	107.90	-0.41%
June	108.47	19 June 2002	107.98	20 June 2002	108.23	0.31%
July	108.34	30 Jul 2002	107.60	19 Jul 2002	108.29	0.06%
August	108.56	30 Aug 2002	107.54	6 Aug 2002	108.56	0.25%
September	108.61	30 Sept 2002	107.75	20 Sept 2002	108.61	0.05%



INDUSTRIAL SECTOR INDICES

SECTOR	Value as of 30 Sept 2002	Nominal return		
		30 Sept 2002/ 31 Aug 2002	30 Sept 2002/ 31 Dec 2001	30 Sept 2002/ 30 Sept 2001
Food and beverages	2,883.59	5.01%	32.57%	51.22%
Pharmaceuticals	3,716.19	0.60%	75.30%	85.34%
Chemicals	2,998.82	8.17%	60.12%	65.66%
Oil and gas	4,260.35	7.02%	65.15%	74.13%
Transport	2,678.97	2.00%	31.17%	51.63%
Trade	2,444.70	2.78%	37.93%	45.45%



B) NUMBER OF ISSUERS, TRADED SECURITIES AND
MEMBERS

	31 Dec 2000	31 Dec 2001	31 Aug 2002	30 Sept 2002
NUMBER OF ISSUERS	225	221	212	208
Official market	58	57	55	54
Shares	38	38	37	36
Bonds	20	19	18	18
Free market	167	164	157	154
Shares	111	113	111	107
Bonds	11	12	11	11
Closed-end funds	-	-	3	4
Authorised closed-end funds	44	38	31	31
Pension coupons	1	1	1	1
	31 Dec 2000	31 Dec 2001	31 Aug 2002	30 Sept 2002
NUMBER OF SECURITIES	267	271	271	266
Official market	94	100	107	107
Shares	40	39	38	37
Bonds	54	61	69	70
Free market	173	171	164	159
Shares	114	117	114	108
Bonds	14	15	15	15
Closed-end funds	-	-	3	4
Authorised closed-end funds	44	38	31	31
Pension coupons	1	1	1	1
Short term securities	8	10	10	10
	31 Dec 2000	31 Dec 2001	31 Aug 2002	30 Sept 2002
NUMBER OF MEMBERS	34	31	29	29

C) TURNOVER

C1) TURNOVER BY SECURITIES ON OFFICIAL MARKET IN SEPTEMBER 2002

1. Shares

Issue	Total (in SIT)	Total (in EUR)	Block trades (in SIT)	Cross trades (in SIT)	Share in total turnover on official market	Share in turnover of shares	Volume in pieces	Number of bargains
Total shares	25,008,605,663	109,683,866	4,834,859,381	2,935,581,945	93.33%	100.00%	1,649,974	14,142
Common shares	24,965,225,710	109,493,464	4,834,859,381	2,935,129,135	93.17%	99.83%	1,649,303	14,112
1 KRKA	6,356,385,029	27,877,382	980,756,326	510,004,856	23.72%	25.42%	151,242	3,350
2 LEK	6,284,608,456	27,564,017	568,585,992	698,403,408	23.45%	25.13%	70,476	1,653
3 PETROL	3,259,077,948	14,293,943	1,504,643,755	472,419,071	12.16%	13.03%	96,784	1,507
4 GORENJE	1,716,216,001	7,526,429	0	143,082,562	6.40%	6.86%	385,763	1,902
5 MERCATOR	1,600,762,868	7,019,424	0	228,235,461	5.97%	6.40%	63,649	1,348
6 DELO PRODAJA	928,202,821	4,072,307	874,008,958	16,796,172	3.46%	3.71%	134,688	76
7 PIVOVARNA LAŠKO	772,457,879	3,388,243	342,950,000	18,986,070	2.88%	3.09%	118,709	500
8 INTEREUROPA	565,736,281	2,481,328	132,225,750	99,606,873	2.11%	2.26%	107,641	375
9 LUKA KOPER	560,804,152	2,460,154	243,121,000	84,277,512	2.09%	2.24%	121,445	341
10 ETOL	448,460,902	1,965,875	0	296,423,256	1.67%	1.79%	13,348	108
11 MERKUR	383,384,340	1,681,504	0	12,007,872	1.43%	1.53%	16,535	327
12 ISTRABENZ	375,138,819	1,645,310	140,000,000	26,854,152	1.40%	1.50%	49,856	340
13 KOLINSKA	360,035,596	1,579,623	0	29,670,473	1.34%	1.44%	62,893	505
14 SAVA	230,376,714	1,010,503	0	60,455,629	0.86%	0.92%	8,855	346
15 ŽITO	216,362,770	948,816	0	14,981,007	0.81%	0.87%	7,136	256
16 DROGA PORTOROŽ	190,652,386	835,707	0	112,225,231	0.71%	0.76%	2,437	134
17 KOMPAS MTS	136,739,736	600,015	48,567,600	3,501,097	0.51%	0.55%	103,573	93
18 TERME 3000	136,201,128	597,597	0	30,777,193	0.51%	0.54%	60,801	210
19 ŽIVILA KRANJ	88,000,706	385,882	0	37,016,000	0.33%	0.35%	5,286	131
20 DELO	83,669,440	366,868	0	15,281,000	0.31%	0.33%	3,793	48
21 COMET	62,191,946	272,654	0	519,390	0.23%	0.25%	23,413	39
22 SALUS - SERIJA B	50,505,744	221,528	0	2,452,000	0.19%	0.20%	594	60
23 TERME ČATEŽ	47,447,263	208,017	0	7,061,951	0.18%	0.19%	2,022	101
24 AERODROM	33,408,054	146,527	0	3,482,406	0.12%	0.13%	9,068	68
25 RADENSKA	26,269,741	115,201	0	1,386,179	0.10%	0.11%	18,064	134
26 TEHNOUNION	17,568,278	77,037	0	93,600	0.07%	0.07%	1,545	34
27 EMONA OBALA KOPER	14,343,249	62,911	0	5,520,319	0.05%	0.06%	6,994	64
28 PIVOVARNA UNION	11,335,803	49,719	0	3,314,986	0.04%	0.05%	129	28
29 BANKA KOPER	3,008,042	13,193	0	1,105,012	0.01%	0.01%	60	10
30 GEODETSKI ZAVOD SLOVENIJE	2,879,983	12,629	0	623,980	0.01%	0.01%	1,410	9
31 GRADB.PODJETJE GROSUPLJE	1,775,100	7,779	0	510,000	0.01%	0.01%	340	5
32 MLINOTEST	1,215,443	5,328	0	54,417	0.00%	0.00%	750	9
33 NIKA	3,092	14	0	0	0.00%	0.00%	4	1
34 BLAGOV.TRGOVINSKI CENTER BTC	0	0	0	0	0.00%	0.00%	0	0
35 KOLONIALE VELETRGOVINA	0	0	0	0	0.00%	0.00%	0	0
Preferred shares	43,379,953	190,402	0	452,810	0.16%	0.17%	671	30
1 LEK	42,355,043	185,908	0	436,010	0.16%	0.17%	468	23
2 PROBANKA	1,024,910	4,494	0	16,800	0.00%	0.00%	203	7
3 VIPA BANKA	0	0	0	0	0.00%	0.00%	0	0

2. Bonds

Issue	Total (in SIT)	Total (in EUR)	Block trades (in SIT)	Cross trades (in SIT)	Share in total turnover on official market	Share in turnover of bonds	Volume in pieces	Number of bargains
Total bonds	1,786,699,213	7,835,926	1,161,850,180	352,849,960	6.67%	100.00%	95,047	265
1 REPUBLIKA SLOVENIJA 26 th issue	317,633,748	1,391,266	310,209,281	5,251,888	1.19%	17.78%	13,265	10
2 REPUBLIKA SLOVENIJA 32 nd issue	186,770,436	818,814	110,843,164	38,521,505	0.70%	10.45%	8,039	10
3 REPUBLIKA SLOVENIJA 38 th issue	164,985,907	723,660	72,677,877	74,084,524	0.62%	9.23%	7,194	24
4 REPUBLIKA SLOVENIJA 42 nd issue	155,725,900	683,296	136,127,200	19,598,700	0.58%	8.72%	15,605	8
5 REPUBLIKA SLOVENIJA 29 th issue	155,298,292	681,689	96,392,652	31,049,018	0.58%	8.69%	6,749	16
6 REPUBLIKA SLOVENIJA 25 th issue	153,030,360	671,872	144,200,000	8,830,360	0.57%	8.56%	14,854	11
7 REPUBLIKA SLOVENIJA 4 th issue	124,522,303	545,820	55,204,786	10,475,053	0.46%	6.97%	1,415	40
8 ABANKA 4 th issue	111,242,853	488,143	97,556,218	2,204,890	0.42%	6.23%	4,829	14
9 SLOVENSKA RAZVOJNA DRUŽBA	80,072,139	351,336	37,175,607	6,800,191	0.30%	4.48%	693	22
10 BANKA VIPA 2 nd issue	78,474,457	344,380	41,193,995	9,668,661	0.29%	4.39%	3,411	4
11 REPUBLIKA SLOVENIJA 40 th issue	40,021,050	175,673	30,213,000	1,151,130	0.15%	2.24%	3,945	11
12 REPUBLIKA SLOVENIJA 28 th issue	38,789,228	169,999	0	38,789,228	0.14%	2.17%	3,798	5
13 REPUBLIKA SLOVENIJA 24 th issue	37,961,950	166,627	30,056,400	7,905,550	0.14%	2.12%	3,750	3
14 REPUBLIKA SLOVENIJA 4 th issue	17,760,180	77,958	0	17,760,180	0.07%	0.99%	1,711	2
15 SKB OBVEZNICE 4 th issue, A series	15,570,000	68,196	0	15,570,000	0.06%	0.87%	150	1
16 ABANKA 5 th issue	14,423,994	63,240	0	14,423,994	0.05%	0.81%	620	1
17 REPUBLIKA SLOVENIJA 33 rd issue	12,422,308	54,465	0	10,562,043	0.05%	0.70%	83	4
18 REPUBLIKA SLOVENIJA 19 th issue	10,243,700	44,888	0	2,628,300	0.04%	0.57%	1,014	6
19 STANOVANJSKI SKLAD 2 nd issue	9,463,801	41,498	0	0	0.04%	0.53%	95	4
20 BANKA VIPA 6 th issue	7,307,981	32,025	0	79,789	0.03%	0.41%	183	3
21 ABANKA 3 rd issue	7,006,935	30,690	0	7,006,935	0.03%	0.39%	310	1
22 REPUBLIKA SLOVENIJA 20 th issue	6,692,110	29,323	0	0	0.02%	0.37%	662	6
23 NLB 2 nd issue, A series	6,470,760	28,389	0	5,707,157	0.02%	0.36%	51	5
24 SL ZADR. KMET. BANKA 3 rd issue	4,276,220	18,750	0	2,437,618	0.02%	0.24%	408	3
25 DOLENJSKA BANKA DEVIZNE	3,783,902	16,617	0	3,783,902	0.01%	0.21%	65	1
26 REPUBLIKA SLOVENIJA 10 th issue	3,367,683	14,783	0	1,914,713	0.01%	0.19%	431	6
27 SKB OBVEZNICE 3 rd issue	3,330,195	14,609	0	1,120,304	0.01%	0.19%	109	4
28 REPUBLIKA SLOVENIJA 15 th issue, E series	2,798,322	12,278	0	2,798,322	0.01%	0.16%	15	1
29 BANKA CELJE 3 rd issue	2,419,509	10,608	0	2,419,509	0.01%	0.14%	104	1
30 REPUBLIKA SLOVENIJA 14 th issue	1,508,717	6,608	0	1,508,717	0.01%	0.08%	146	2
31 REPUBLIKA SLOVENIJA 27 th issue	1,386,700	6,084	0	459,200	0.01%	0.08%	127	6
32 REPUBLIKA SLOVENIJA 15 th issue, I series	1,356,649	5,955	0	1,356,649	0.01%	0.08%	7	2
33 REPUBLIKA SLOVENIJA 22 nd issue	1,174,200	5,150	0	1,174,200	0.00%	0.07%	114	3
34 PROBANKA 1 st issue	1,163,715	5,099	0	1,163,715	0.00%	0.07%	750	2
35 NFD INVESTICIJSKO SVETOVANJE	1,089,903	4,774	0	0	0.00%	0.06%	6	1
36 REPUBLIKA SLOVENIJA 37 th issue	1,063,445	4,662	0	1,063,445	0.00%	0.06%	105	3
37 NOVA KBM 2 nd issue	1,027,118	4,507	0	0	0.00%	0.06%	9	2
38 BANKA VIPA 3 rd issue	940,073	4,120	0	940,073	0.00%	0.05%	32	2
39 BANKA VIPA 4 th issue	694,746	3,045	0	0	0.00%	0.04%	19	1
40 BANKA VIPA 5 th issue	584,621	2,565	0	379,588	0.00%	0.03%	17	3
41 BTC HIPOTEKARNE	582,194	2,554	0	0	0.00%	0.03%	57	3
42 PROBANKA 2 nd issue	476,752	2,088	0	476,752	0.00%	0.03%	40	1
43 REPUBLIKA SLOVENIJA 23 rd issue	473,705	2,080	0	473,705	0.00%	0.03%	20	2
44 REPUBLIKA SLOVENIJA 18 th issue	465,759	2,040	0	465,759	0.00%	0.03%	20	1
45 SL ZADR. KMET. BANKA	447,329	1,961	0	447,329	0.00%	0.03%	16	1
46 REPUBLIKA SLOVENIJA 13 th issue	351,720	1,542	0	351,720	0.00%	0.02%	3	2
47 BANKA VIPA 7 th issue	45,644	200	0	45,644	0.00%	0.00%	1	1
48 ABANKA 1 st issue	0	0	0	0	0.00%	0.00%	0	0
49 BANKA CELJE 4 th issue	0	0	0	0	0.00%	0.00%	0	0
50 BANKA CELJE 5 th issue	0	0	0	0	0.00%	0.00%	0	0
51 BANKA CELJE 6 th issue, A series	0	0	0	0	0.00%	0.00%	0	0
52 BANKA CELJE 6 th issue, B series	0	0	0	0	0.00%	0.00%	0	0
53 BANKA ZASAVJE 2 nd issue	0	0	0	0	0.00%	0.00%	0	0
54 DOLENJSKA BANKA TOLARSKE	0	0	0	0	0.00%	0.00%	0	0
55 HOTELI BERNARDIN	0	0	0	0	0.00%	0.00%	0	0
56 KREKOVA BANKA 2 nd issue	0	0	0	0	0.00%	0.00%	0	0
57 NLB 2 nd issue, B series	0	0	0	0	0.00%	0.00%	0	0
58 NLB 3 rd issue	0	0	0	0	0.00%	0.00%	0	0
59 NOVA KBM 1 st issue	0	0	0	0	0.00%	0.00%	0	0
60 NOVA KBM 3 rd issue, A series	0	0	0	0	0.00%	0.00%	0	0
61 NOVA KBM 3 rd issue, B series	0	0	0	0	0.00%	0.00%	0	0
62 REPUBLIKA SLOVENIJA 15 th issue, H series	0	0	0	0	0.00%	0.00%	0	0
63 REPUBLIKA SLOVENIJA 16 th issue	0	0	0	0	0.00%	0.00%	0	0
64 REPUBLIKA SLOVENIJA 17 th issue	0	0	0	0	0.00%	0.00%	0	0
65 REPUBLIKA SLOVENIJA 31 st issue	0	0	0	0	0.00%	0.00%	0	0
66 REPUBLIKA SLOVENIJA 34 th issue	0	0	0	0	0.00%	0.00%	0	0
67 REPUBLIKA SLOVENIJA 35 th issue	0	0	0	0	0.00%	0.00%	0	0
68 REPUBLIKA SLOVENIJA 36 th issue	0	0	0	0	0.00%	0.00%	0	0
69 REPUBLIKA SLOVENIJA 8 th issue	0	0	0	0	0.00%	0.00%	0	0
70 RS08 TAX FREE BOND	0	0	0	0	0.00%	0.00%	0	0
71 SKB OBVEZNICE 4 th issue, B series	0	0	0	0	0.00%	0.00%	0	0
72 STANOVANJSKI SKLAD RS 1 st issue	0	0	0	0	0.00%	0.00%	0	0
Total official market	26,795,304,876	117,519,792	5,996,709,561	3,288,431,905	100.00%	-	1,745,021	14,407

C2) TURNOVER BY SECURITIES ON FREE MARKET IN SEPTEMBER 2002

1. Shares (1)

Issue	Total (in SIT)	Total (in EUR)	Block trades (in SIT)	Cross trades (in SIT)	Share in total turnover on free market	Share in turnover of shares	Volume in pieces	Number of bargains
Shares	2,718,403,776	11,917,413	1,366,537,121	518,130,683	18.45%	100.00%	1,771,996	3,201
Common shares	2,703,236,063	11,850,900	1,366,537,121	512,626,321	18.34%	99.44%	1,769,012	2,995
1 INFOND HOLDING	799,019,544	3,501,882	721,393,588	8,303,826	5.42%	29.39%	1,080,379	484
2 JUTEKS	382,945,075	1,677,372	360,400,000	11,104,081	2.60%	14.09%	21,260	31
3 HELIOS	229,131,943	1,005,131	0	12,105,605	1.55%	8.43%	2,586	198
4 GORIŠKE OPEKARNE	164,743,185	723,145	164,743,185	0	1.12%	6.06%	56,829	1
5 NAMA	163,630,750	717,877	0	157,034,000	1.11%	6.02%	125,923	13
6 ŽELEZARNA RAVNE - MONTER DRAVOGRAD	120,000,348	525,617	120,000,348	0	0.81%	4.41%	60,332	2
7 DZS	115,452,540	506,246	0	230,115	0.78%	4.25%	27,534	41
8 LIV POSTOJNA	87,405,563	383,117	0	62,376,916	0.59%	3.22%	5,534	64
9 BELINKA HOLDING	72,798,384	318,865	0	69,999,093	0.49%	2.68%	23,844	14
10 KD HOLDING	43,268,752	189,778	0	6,537,490	0.29%	1.59%	5,092	426
11 CINKARNA	38,049,519	166,884	0	2,875,212	0.26%	1.40%	1,694	77
12 TOSAMA	32,564,155	142,840	0	2,896,915	0.22%	1.20%	2,684	97
13 LESNINA	31,532,007	138,231	0	927,007	0.21%	1.16%	297	23
14 GRAD PRESTRANEK	27,344,741	120,086	0	27,344,741	0.19%	1.01%	4,056	2
15 KS1 - NALOŽBE	26,237,835	114,988	0	11,963,568	0.18%	0.97%	11,811	60
16 JADRAN	23,470,000	102,920	0	16,415,000	0.16%	0.86%	4,694	14
17 MESNA INDUSTRIJA PRIMORSKE	20,422,462	89,570	0	834,556	0.14%	0.75%	13,781	42
18 MEDALJON	19,904,957	87,333	0	0	0.14%	0.73%	14,299	53
19 GOZDNO GOSPODARSTVO BLEJ	16,776,183	73,544	0	6,368,223	0.11%	0.62%	10,095	45
20 ALPETOUR POTOVALNA AGENCIJA	15,286,040	67,090	0	12,446,115	0.10%	0.56%	5,934	29
21 JAVOR PIVKA	15,107,610	66,250	0	5,873,910	0.10%	0.56%	15,068	37
22 KMETIJSKI KOMBINAT PTUJ	14,714,416	64,542	0	788,748	0.10%	0.54%	17,326	114
23 POM-INVEST	13,665,676	59,946	0	5,102,777	0.09%	0.50%	26,870	185
24 KD GROUP, finančna družba	13,415,838	58,804	0	10,740,033	0.09%	0.49%	355	16
25 MERCATA 1 HOLDING	13,077,904	57,355	0	7,028,858	0.09%	0.48%	38,874	84
26 PLAMA - PUR	12,485,242	54,770	0	10,692,750	0.08%	0.46%	2,707	14
27 TEKSTINA	11,524,759	50,548	0	2,705,178	0.08%	0.42%	12,873	22
28 LIP BLEJ	11,049,504	48,447	0	6,237,816	0.07%	0.41%	13,013	44
29 GORENJSKI TISK	10,955,451	48,041	0	3,993,581	0.07%	0.40%	3,827	21
30 MEDVEŠEK PUŠNIK	10,589,980	46,463	0	8,670,000	0.07%	0.39%	706	10
31 AVTOPREVOZNIŠTVO IN SERVISI	10,394,366	45,565	0	3,311,723	0.07%	0.38%	55,834	17
32 SATURNUS EMBALAŽA	9,437,754	41,403	0	3,819,573	0.06%	0.35%	469	29
33 SLOVENIJALES	9,133,850	40,082	0	846,945	0.06%	0.34%	1,125	25
34 INTES	8,726,590	38,256	0	1,721,288	0.06%	0.32%	13,987	33
35 MURALES	8,449,148	37,032	0	3,723,721	0.06%	0.31%	5,032	19
36 PINUS RAČE	8,208,000	36,014	0	750,000	0.06%	0.30%	543	13
37 KS4 NALOŽBE	7,979,399	34,975	0	2,167,309	0.05%	0.29%	3,708	84
38 MELAMIN	7,427,293	32,574	0	508,270	0.05%	0.27%	2,115	32
39 GRAND HOTEL UNION	7,130,862	31,274	0	1,586,091	0.05%	0.26%	3,101	25
40 DANA	6,802,475	29,845	0	4,352,541	0.05%	0.25%	4,134	16
41 KEMA PUČONCI	4,609,286	20,232	0	3,711,686	0.03%	0.17%	1,131	9
42 MERCATA HOLDING	4,504,673	19,763	0	1,774,371	0.03%	0.17%	11,626	83
43 HOTELI PALACE	3,777,000	16,568	0	1,174,500	0.03%	0.14%	2,518	29
44 INLES RIBNICA	3,764,377	16,501	0	824,874	0.03%	0.14%	10,686	14
45 JATA	2,679,878	11,750	0	1,301,888	0.02%	0.10%	135	11
46 NIKO ŽELEZNIKI	2,613,150	11,456	0	0	0.02%	0.10%	133	5
47 CETIS	2,573,224	11,285	0	624,144	0.02%	0.09%	125	14
48 JATA EMONA	2,522,248	11,059	0	389,273	0.02%	0.09%	3,643	13
49 GEA TOVARNA OLJA	2,512,648	11,026	0	0	0.02%	0.09%	1,680	7
50 CAPITA	2,450,858	10,747	0	0	0.02%	0.09%	2,534	10
51 LESNINA EMMI	2,387,731	10,463	0	0	0.02%	0.09%	3,623	8
52 FRUCTAL	2,344,406	10,279	0	0	0.02%	0.09%	952	19
53 UNITAS	2,267,800	9,951	0	0	0.02%	0.08%	896	8
54 ELMO	2,256,109	9,891	0	1,557,504	0.02%	0.08%	3,223	12
55 COLOR	1,903,103	8,347	0	60,910	0.01%	0.07%	861	34
56 AVTO CELJE	1,789,150	7,841	0	0	0.01%	0.07%	1,104	7
57 INTERTRADE ITS	1,639,824	7,190	0	0	0.01%	0.06%	1,638	22
58 KRONA HOLDING	1,485,030	6,514	0	484,760	0.01%	0.05%	3,818	26
59 INTEGRAL JESENICE	1,368,367	5,998	0	770,030	0.01%	0.05%	1,244	7
60 EGOLES ŠKOFJA LOKA	1,352,452	5,931	0	1,204,453	0.01%	0.05%	2,323	5
61 SATURNUS AVTOOPREMA	1,336,500	5,865	0	666,000	0.01%	0.05%	297	4
62 MITOL	1,194,900	5,238	0	0	0.01%	0.04%	367	5
63 HIDROTEHNIK	1,183,260	5,186	0	254,890	0.01%	0.04%	804	10
64 CREINA	1,002,403	4,402	0	1,002,403	0.01%	0.04%	257	1
65 IMP KLIMAT	988,800	4,341	0	566,400	0.01%	0.04%	618	5
66 ZDRAVILIŠČE ROGAŠKA	905,480	3,973	0	0	0.01%	0.03%	5,033	4
67 LIZ INŽENIRING	825,029	3,622	0	165,750	0.01%	0.03%	634	6
68 AGROKOMBINAT MARIBOR	630,913	2,769	0	69,971	0.00%	0.02%	830	6
69 KLASJE	584,281	2,563	0	0	0.00%	0.02%	1,360	7
70 DRAVINJSKI DOM	501,880	2,203	0	493,864	0.00%	0.02%	507	3

1. Shares (2)

Issue	Total (in SIT)	Total (in EUR)	Block trades (in SIT)	Cross trades (in SIT)	Share in total turnover on free market	Share in turnover of shares	Volume in pieces	Number of bargains	
71	TOPLICE DOBRNA	477,142	2,091	0	349,062	0.00%	0.02%	298	2
72	KRUH-PECIVO	465,047	2,038	0	261,843	0.00%	0.02%	350	6
73	KOMPAS HOTELI KG	431,500	1,893	0	0	0.00%	0.02%	78	4
74	OLJARICA	379,505	1,663	0	285,005	0.00%	0.01%	60	3
75	TUB SWATY	251,000	1,100	0	0	0.00%	0.01%	26	2
76	GOZDNO GOSPODARSTVO POSTOJNA	247,925	1,087	0	165,635	0.00%	0.01%	235	2
77	MARINA PORTOROŽ	207,000	907	0	0	0.00%	0.01%	23	1
78	SVILA	153,880	675	0	83,530	0.00%	0.01%	2,205	7
79	IMP ČRPALKE	112,800	494	0	0	0.00%	0.00%	141	8
80	PULSAR HOLDING	94,800	416	0	0	0.00%	0.00%	237	1
81	SVILANIT	79,200	348	0	0	0.00%	0.00%	72	2
82	ZASAVSKI RAČUNSKI CENTER	59,902	263	0	0	0.00%	0.00%	297	2
83	DOM SMREKA	35,000	153	0	0	0.00%	0.00%	50	1
84	TOVARNA SLADKORJA ORMOŽ	22,602	99	0	0	0.00%	0.00%	12	3
85	MK TISKARNA	3,900	17	0	0	0.00%	0.00%	3	1
86	CM CELJE	0	0	0	0	0.00%	0.00%	0	0
87	INTERTRADE ITA	0	0	0	0	0.00%	0.00%	0	0
88	SIJAJ HRASTNIK	0	0	0	0	0.00%	0.00%	0	0
89	MLAJ	0	0	0	0	0.00%	0.00%	0	0
90	UPIMO GROUP	0	0	0	0	0.00%	0.00%	0	0
91	KOŠAKI TMI MARIBOR	0	0	0	0	0.00%	0.00%	0	0
92	PPS - PEKARNE PTUJ	0	0	0	0	0.00%	0.00%	0	0
93	POTROŠNIK	0	0	0	0	0.00%	0.00%	0	0
94	HIPOTEKARNA BANKA	0	0	0	0	0.00%	0.00%	0	0
95	GRADIS GP	0	0	0	0	0.00%	0.00%	0	0
96	VALKARTON	0	0	0	0	0.00%	0.00%	0	0
97	NOVOLIT	0	0	0	0	0.00%	0.00%	0	0
98	CEMENTARNA TRBOVLJE	0	0	0	0	0.00%	0.00%	0	0
99	RTC KRVAVEC	0	0	0	0	0.00%	0.00%	0	0
100	DADAS	0	0	0	0	0.00%	0.00%	0	0
101	TUS KO-SI	0	0	0	0	0.00%	0.00%	0	0
102	GEA COLLEGE	0	0	0	0	0.00%	0.00%	0	0
103	KD INVESTMENTS	0	0	0	0	0.00%	0.00%	0	0
104	RUDIS	0	0	0	0	0.00%	0.00%	0	0
105	SAVINJA MOZIRJE	0	0	0	0	0.00%	0.00%	0	0
106	JELEN	0	0	0	0	0.00%	0.00%	0	0
107	RAZVOJNA DRUŽBA	0	0	0	0	0.00%	0.00%	0	0
108	INTARA	0	0	0	0	0.00%	0.00%	0	0
	Preferred shares	15,167,713	66,513	0	5,504,362	0.10%	0.56%	2,984	206
1	KD HOLDING	15,167,713	66,513	0	5,504,362	0.10%	0.56%	2,984	206
2	HIPOTEKARNA BANKA	0	0	0	0	0.00%	0.00%	0	0
3	PRIMOFIN	0	0	0	0	0.00%	0.00%	0	0
4	ZDRAVILIŠČE ROGAŠKA	0	0	0	0	0.00%	0.00%	0	0

2. Bonds

Issue	Total (in SIT)	Total (in EUR)	Block trades (in SIT)	Cross trades (in SIT)	Share in total turnover on free market	Share in turnover of bonds	Volume in pieces	Number of bargains
Bonds	3,787,321,789	16,610,758	1,747,564,042	460,161,727	25.70%	100.00%	526,628	638
1 SLOV. ODŠKODNINSKA DRUŽBA 2 nd issue	3,492,900,044	15,319,034	1,541,973,667	373,435,106	23.70%	92.23%	331,570	622
2 NAMA 1 st issue	194,034,267	851,676	140,613,120	53,229,240	1.32%	5.12%	190,743	5
3 PROBANKA 4 th issue	94,188,375	412,873	64,977,255	29,211,121	0.64%	2.49%	4,137	4
4 STANOVANJSKI SKLAD 3 rd issue	4,309,075	18,885	0	3,808,011	0.03%	0.11%	43	3
5 VIPA	1,411,779	6,194	0	0	0.01%	0.04%	95	3
6 KD INVESTMENTS 1 st issue	478,249	2,096	0	478,249	0.00%	0.01%	40	1
7 AUTOCOMMERCE 1 st issue	0	0	0	0	0.00%	0.00%	0	0
8 BANKA KOPER 3 rd issue	0	0	0	0	0.00%	0.00%	0	0
9 BANKA KOPER 4 th issue	0	0	0	0	0.00%	0.00%	0	0
10 BORZNA DRUŽBA POTEZA 2 nd issue	0	0	0	0	0.00%	0.00%	0	0
11 PROBANKA 5 th issue	0	0	0	0	0.00%	0.00%	0	0
12 SI.MOBIL 1 st issue	0	0	0	0	0.00%	0.00%	0	0
13 SIP STROJNA INDUSTRIJA 1 st issue, A series	0	0	0	0	0.00%	0.00%	0	0
14 SIP STROJNA INDUSTRIJA 1 st issue, B series	0	0	0	0	0.00%	0.00%	0	0
15 UBK KONVERTIBILNE	0	0	0	0	0.00%	0.00%	0	0
Total free market (shares and bonds)	6,505,725,565	28,528,171	3,114,101,163	978,292,410	44.14%	-	2,298,624	3,839

3. Investment funds

Issue	Total (in SIT)	Total (in EUR)	Block trades (in SIT)	Cross trades (in SIT)	Share in total turnover on free market	Share in turnover of investment funds	Volume in pieces	Number of bargains
Total investment funds	7,966,378,162	34,925,036	5,179,503,258	478,413,716	54.06%	100.00%	73,675,187	12,997
1 Closed-end funds	4,143,623,856	18,169,222	3,058,226,174	174,365,522	28.12%	52.01%	22,267,441	3,898
2 Authorised closed-end funds	3,822,754,306	16,755,814	2,121,277,084	304,048,194	25.94%	47.99%	51,407,746	9,099

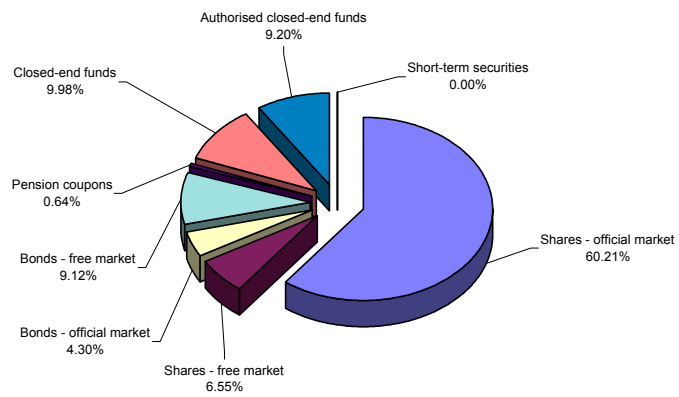
3.1. Closed-end funds

Issue	Total (in SIT)	Total (in EUR)	Block trades (in SIT)	Cross trades (in SIT)	Share in total turnover on free market	Share in turnover of closed-end funds	Volume in pieces	Number of bargains
Total closed-end funds	4,143,623,856	18,169,222	3,058,226,174	174,365,522	28.12%	100.00%	22,267,441	3,898
1 ID KD	1,776,008,682	7,785,166	1,418,400,000	17,991,085	12.05%	42.86%	12,483,761	901
2 TRIGLAV STEBER 1	1,381,200,092	6,059,880	1,074,204,000	59,592,601	9.37%	33.33%	7,519,659	1,257
3 INFOND ID	643,612,884	2,820,759	565,622,174	12,097,872	4.37%	15.53%	507,125	468
4 NFD 1	342,802,198	1,503,417	0	84,683,964	2.33%	8.27%	1,756,896	1,272

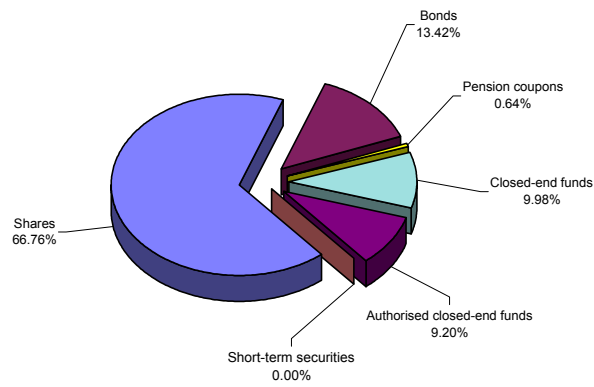
3.2. Authorised closed-end funds

Issue	Total (in SIT)	Total (in EUR)	Block trades (in SIT)	Cross trades (in SIT)	Share in total turnover on free market	Share in turnover of auth. closed-end funds	Volume in pieces	Number of bargains
Total authorised closed-end funds	3,822,754,306	16,755,814	2,121,277,084	304,048,194	25.94%	100.00%	51,407,746	9,099
1 MAKSIMA 1	1,962,774,527	8,600,572	1,776,698,482	53,007,544	25.94%	51.34%	25,296,501	851
2 ZLATA MONETA 1	573,800,110	2,515,726	0	81,559,177	13.32%	15.01%	3,491,723	873
3 ZVON ENA	210,990,305	925,581	0	25,291,183	3.89%	5.52%	1,674,319	817
4 POMURSKA INV. DRUŽBA 1	194,971,903	854,344	122,729,456	17,552,798	1.43%	5.10%	1,149,318	245
5 INFOND PID	161,159,568	706,317	144,849,146	2,132,962	1.32%	4.22%	5,481,866	437
6 NFD 2	120,596,063	528,818	0	29,107,214	1.09%	3.15%	2,828,604	1,305
7 ZLATA MONETA II	95,926,959	420,784	77,000,000	2,473,235	0.82%	2.51%	1,963,297	338
8 TRIGLAV STEBER II	78,424,966	343,898	0	10,058,771	0.65%	2.05%	1,769,422	892
9 KRONA SENIOR	72,530,730	318,036	0	12,772,185	0.65%	1.90%	963,014	302
10 ATENA PID	72,329,015	317,176	0	4,809,782	0.49%	1.89%	1,103,994	337
11 PID VIPA INVEST	66,550,654	291,856	0	2,081,958	0.49%	1.74%	817,360	104
12 ZVON DVA	34,215,690	150,041	0	4,589,577	0.45%	0.90%	890,705	593
13 MODRA LINIJA	31,144,644	136,585	0	13,877,470	0.23%	0.81%	289,909	170
14 VIZIJA DPB	26,747,360	117,303	0	271,700	0.21%	0.70%	421,344	142
15 PID KD	25,663,401	112,544	0	6,865,262	0.18%	0.67%	798,901	630
16 ARKADA ENA	20,630,659	90,456	0	5,726,996	0.17%	0.54%	388,457	163
17 NIKA	19,281,154	84,509	0	15,605,663	0.14%	0.50%	486,381	61
18 KS-sklad 2	13,819,420	60,572	0	10,989,966	0.13%	0.36%	322,306	37
19 POOBLAŠČENA POMURSKA INV. DRUŽBA	8,811,400	38,665	0	1,211,825	0.09%	0.23%	275,412	201
20 MERCATA	5,707,930	25,036	0	437,765	0.06%	0.15%	131,178	99
21 NIKA 1	4,120,288	18,068	0	177,601	0.04%	0.11%	126,271	68
22 TRDNJAVA	4,103,657	17,998	0	1,028,908	0.03%	0.11%	159,496	53
23 KS - SKLAD 4	3,668,410	16,090	0	517,768	0.03%	0.10%	100,551	90
24 TRGATEV	3,533,886	15,495	0	944,449	0.02%	0.09%	116,475	42
25 MERCATA 1	3,217,720	14,111	0	373,962	0.02%	0.08%	88,034	86
26 SETEV	2,604,002	11,419	0	0	0.02%	0.07%	81,306	36
27 NIKA 2	2,314,331	10,151	0	219,250	0.02%	0.06%	77,357	53
28 TRDNJAVA I	1,245,691	5,464	0	196,898	0.02%	0.03%	44,685	24
29 PID AKTIVA AVANT I	1,047,347	4,593	0	148,385	0.01%	0.03%	32,760	32
30 PLOD	738,870	3,239	0	0	0.01%	0.02%	24,400	14
31 CAPINVEST 2	83,646	367	0	17,940	0.01%	0.00%	2,400	4
32 INFOND ZLAT	0	0	0	0	0.00%	0.00%	0	0
Pension coupons	265,422,383	1,163,725	0	0	1.80%	-	4,438,692	1,829
Short-term securities	0	0	0	0	0.00%	-	0	0
Total free market	14,737,526,110	64,616,932	8,293,604,421	1,456,706,126	100.00%	-	80,412,503	18,665
Total turnover in September 2002	41,532,830,986	182,136,724	14,290,313,982	4,745,138,031	-	-	82,157,524	33,072

Structure of turnover by securities in September 2002



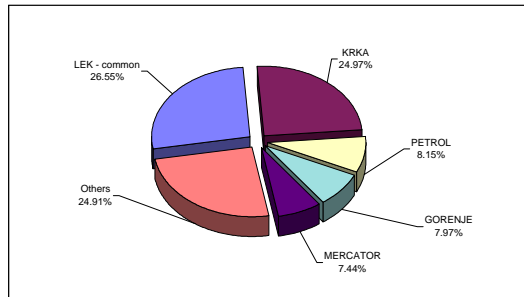
Structure of turnover by securities - all markets - September 2002



C5) MOST TRADED SECURITIES IN SEPTEMBER 2002

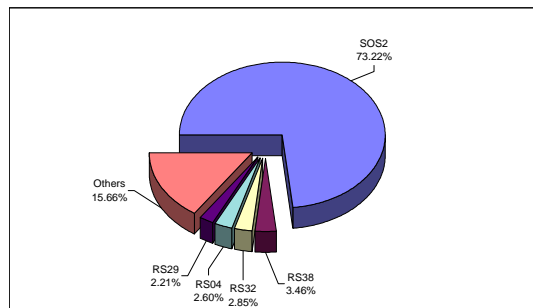
MOST TRADED SHARES

Issue	Turnover (in SIT) - order book trades only	Market capitalisation as of 30 September 2002 (in SIT)	Number of bargains - order book trades only
LEK - common	5,716,022,464	161,415,513,366	1,646
KRKA	5,375,628,703	152,651,009,376	3,338
PETROL	1,754,434,193	81,728,838,826	1,502
GORENJE	1,716,216,001	54,707,850,000	1,902
MERCATOR	1,600,762,868	80,032,795,436	1,348
Others	5,362,548,708	677,271,210,612	7,560
Total	21,525,612,937	1,207,807,217,616	17,296



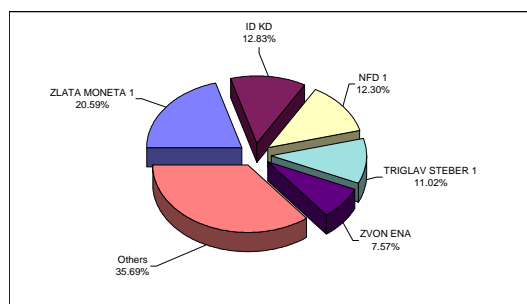
MOST TRADED BONDS

Issue	Turnover (in SIT) - order book trades only	Market capitalisation as of 30 September 2002 (in SIT)	Number of bargains - order book trades only
SLOVENSKA ODŠKODNINSKA DRUŽBA 2 nd issue	1,950,926,377	77,629,832,543	610
REPUBLIKA SLOVENIJA 38 th issue	92,308,030	11,725,027,010	22
REPUBLIKA SLOVENIJA 32 th issue	75,927,272	5,571,409,310	9
REPUBLIKA SLOVENIJA 4 th issue	69,317,517	23,616,348,241	39
REPUBLIKA SLOVENIJA 29 th issue	58,905,640	12,682,803,815	15
Others	417,221,944	421,699,275,184	176
Total	2,664,606,780	552,924,696,103	871



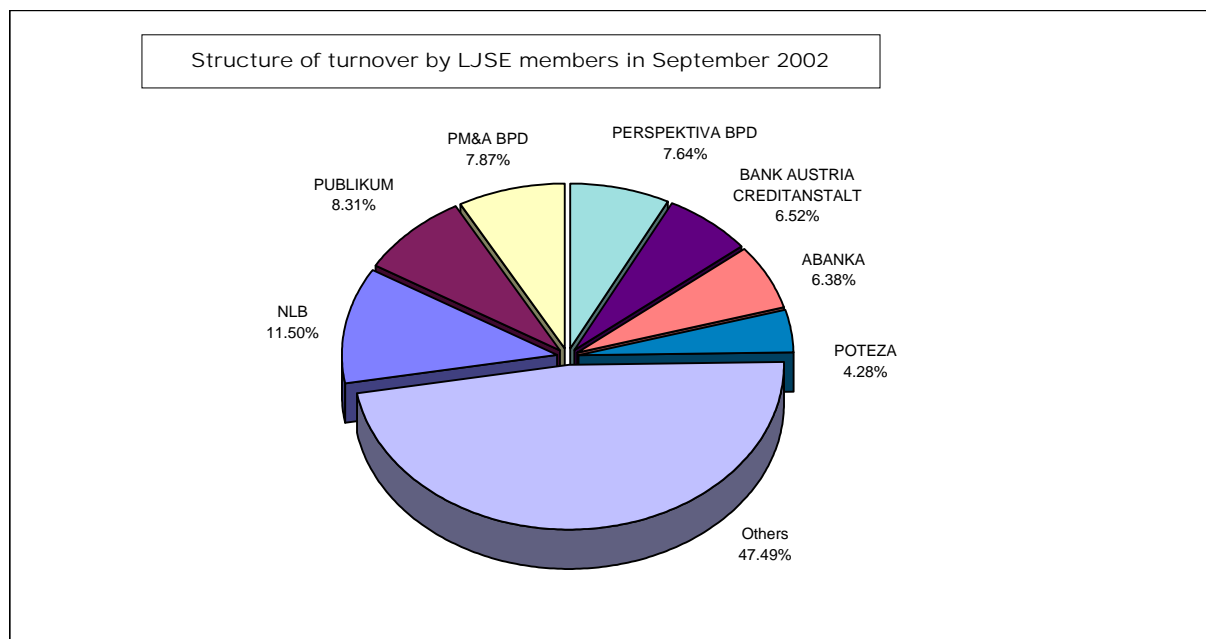
MOST TRADED AUTHORISED INVESTMENT FUNDS

Closed-end funds or Authorised closed-end funds	Turnover (in SIT) - order book trades only	Market capitalisation as of 30 September 2002 (in SIT)	Number of bargains - order book trades only
ZLATA MONETA 1	573,800,110	11,407,098,556	873
ID KD	357,608,682	13,189,292,117	900
NFD 1	342,802,198	31,528,336,102	1,272
TRIGLAV STEBER 1	306,996,092	31,553,469,332	1,253
ZVON ENA	210,990,305	17,310,263,206	817
Others	994,677,517	121,520,099,146	7,864
Total	2,786,874,904	226,508,558,459	12,979



C7) TURNOVER BY LJSE MEMBERS IN SEPTEMBER 2002

	Member	Official market (in SIT)	Free market (in SIT)	Total (in SIT)	Share in turnover
1	NLB	3,422,535,465	6,127,871,488	9,550,406,953	11.50%
2	PUBLIKUM	5,621,157,634	1,284,872,969	6,906,030,603	8.31%
3	PM&A BPD	2,745,047,761	3,792,005,262	6,537,053,023	7.87%
4	PERSPEKTIVA BPD	3,842,035,200	2,507,983,081	6,350,018,281	7.64%
5	BANK AUSTRIA CREDITANSTALT	4,609,438,063	809,843,364	5,419,281,427	6.52%
6	ABANKA	4,467,561,155	835,440,623	5,303,001,778	6.38%
7	POTEZA	1,928,428,652	1,624,444,880	3,552,873,532	4.28%
8	PROBANKA	2,111,529,865	1,415,313,687	3,526,843,552	4.25%
9	MEDVEŠEK PUŠNIK	2,926,685,529	525,259,137	3,451,944,666	4.16%
10	ZADRUŽNA BANKA	2,819,227,148	320,576,604	3,139,803,752	3.78%
11	ILIRIKA	2,090,367,614	832,358,395	2,922,726,009	3.52%
12	MARIBORSKA BPH	1,904,607,118	944,471,761	2,849,078,879	3.43%
13	COGITO BIS B.H.	908,802,349	1,871,989,574	2,780,791,923	3.35%
14	AC - BORZNO POSREDNIŠKA HIŠA	1,628,132,250	864,459,435	2,492,591,685	3.00%
15	FACTOR BANKA	1,235,621,009	819,464,015	2,055,085,024	2.47%
16	GORENJSKA BANKA	1,256,832,391	689,917,199	1,946,749,590	2.34%
17	BANKA KOPER	1,873,408,236	56,844,438	1,930,252,674	2.32%
18	GBD GORENJSKA BORZNO POSREDNIŠKA DRUŽBA	945,127,558	886,231,779	1,831,359,337	2.20%
19	PFC INTERFIN	1,366,477,938	319,049,403	1,685,527,341	2.03%
20	ARGONOS BPH	1,158,736,275	507,450,064	1,666,186,339	2.01%
21	CELJSKA BORZNO-POSREDNIŠKA HIŠA	1,108,561,685	521,958,094	1,630,519,779	1.96%
22	CERTIUS BPH	682,214,249	883,046,994	1,565,261,243	1.88%
23	RAIFFEISEN KREKOVA BANKA	732,036,196	300,434,735	1,032,470,931	1.24%
24	SKB BANKA	739,143,884	147,640,482	886,784,366	1.07%
25	BANKA VIPA	608,199,942	153,709,357	761,909,299	0.92%
26	MOJA DELNICA BPH	518,577,565	199,974,195	718,551,760	0.87%
27	IT MODRA HIŠA	248,097,795	122,022,927	370,120,722	0.45%
28	VERITAS BH	70,968,808	83,047,951	154,016,759	0.19%
29	B P H	21,050,421	27,370,322	48,420,743	0.06%
	Others	53,590,609,755	29,475,052,215	83,065,661,970	100.00%



C9) TURNOVER IN YEARS 2001 AND 2002

MONTHLY TURNOVER ON OFFICIAL MARKET

Year 2001	Number of trading days	Turnover (in SIT)			Number of bargains	
		per month	average per day	average per bargain	per month	average per day
January	21	19,859,854,808	945,707,372	2,028,793	9,789	466
February	19	12,525,024,737	659,211,828	1,725,923	7,257	382
March	22	10,801,883,219	490,994,692	1,467,049	7,363	335
April	19	11,622,847,951	611,728,840	1,906,635	6,096	321
May	21	17,542,247,620	835,345,125	2,499,252	7,019	334
June	20	17,166,334,022	858,316,701	2,281,544	7,524	376
July	22	24,675,174,458	1,121,598,839	2,788,786	8,848	402
August	22	12,900,872,510	586,403,296	1,434,227	8,995	409
September	20	23,082,322,152	1,154,116,108	2,045,217	11,286	564
October	22	22,564,375,151	1,025,653,416	2,247,448	10,040	456
November	21	28,125,663,189	1,339,317,295	2,966,216	9,482	452
December	18	32,432,636,267	1,801,813,126	3,064,598	10,583	588
TOTAL	247	233,299,236,084	11,430,206,636	26,455,687	104,282	5,085
AVERAGE 2001	20.58	19,441,603,007	944,531,320	2,237,196	8,690	422
YEAR 2002						
January	21	23,391,290,219	1,113,870,963	1,581,668	14,789	704
February	19	17,550,952,342	923,734,334	2,439,326	7,195	379
March	21	22,519,454,300	1,072,354,967	1,881,482	11,969	570
April	21	27,541,116,228	1,311,481,725	1,924,068	14,314	682
May	20	25,381,807,237	1,269,090,362	1,984,504	12,790	640
June	19	19,791,779,374	1,041,672,599	2,211,125	8,951	471
July	23	31,589,908,982	1,373,474,304	3,492,141	9,046	393
August	21	29,086,116,707	1,385,053,177	2,377,288	12,235	583
September	21	26,795,304,876	1,275,966,899	1,859,881	14,407	686
TOTAL	186	223,647,730,265	10,766,699,328	19,751,484	105,696	5,107
AVERAGE 2002	20.67	24,849,747,807	1,202,407,152	2,115,953	11,744	568

MONTHLY TURNOVER ON FREE MARKET *

Year 2001	Number of trading days	Turnover (in SIT)			Number of bargains	
		per month	average per day	average per bargain	per month	average per day
January	21	13,407,910,913	638,471,948	783,997	17,102	814
February	19	6,211,656,272	326,929,277	261,841	23,723	1,249
March	22	7,241,224,971	329,146,590	293,131	24,703	1,123
April	19	5,890,406,532	310,021,396	333,130	17,682	931
May	21	8,571,753,552	408,178,741	504,636	16,986	809
June	20	14,650,016,959	732,500,848	1,097,626	13,347	667
July	22	6,131,352,699	278,697,850	395,546	15,501	705
August	22	5,866,333,197	266,651,509	335,737	17,473	794
September	20	12,785,330,977	639,266,549	730,340	17,506	875
October	22	8,332,570,331	378,753,197	481,874	17,292	786
November	21	12,103,862,821	576,374,420	649,837	18,626	887
December	18	14,151,915,892	786,217,550	888,158	15,934	885
TOTAL	247	115,344,335,116	5,671,209,874	6,755,854	215,875	10,525
AVERAGE 2001	20.58	9,612,027,926	466,981,114	534,311	17,990	874
YEAR 2002						
January	21	6,646,213,927	316,486,377	369,501	17,987	857
February	19	13,109,093,513	689,952,290	533,584	24,568	1,293
March	21	14,804,700,956	704,985,760	501,446	29,524	1,406
April	21	13,376,800,464	636,990,498	491,650	27,208	1,296
May	20	10,600,088,172	530,004,409	434,163	24,415	1,221
June	19	11,496,974,652	605,103,929	599,113	19,190	1,010
July	23	8,561,384,159	372,234,094	455,417	18,799	817
August	21	9,073,745,435	432,083,116	609,426	14,889	709
September	21	14,737,526,110	701,786,958	789,581	18,665	889
TOTAL	186	102,406,527,388	4,673,141,053	4,783,881	195,245	9,497
AVERAGE 2002	20.67	11,378,503,043	550,572,728	524,503	21,694	1,050

* Includes the turnover of shares, bonds, inv.funds, short-term securities and pension coupons.

TURNOVER BY SECURITIES ON ALL MARKETS OF LJUBLJANA STOCK EXCHANGE IN YEARS 1998 - 2002

Total turnover and number of bargains

Year	Number of trading days	Turnover (in SIT)			Number of bargains	
		per year	average per day	average per bargain	per year	average per day
2002	186	326,054,257,653	1,752,979,880	1,083,449	300,941	1,618
2001	247	348,643,571,200	1,411,512,434	1,088,977	320,157	1,296
2000	249	269,617,104,598	1,082,799,617	679,818	396,602	1,593
1999	254	265,671,058,734	1,045,949,050	594,292	447,038	1,760
1998	252	173,374,959,032	687,995,869	729,680	237,604	943

Average turnover and number of bargains

Year	Turnover (in SIT)			Number of bargains	
	per month	per day	per bargain	per month	per day
2002	36,228,250,850	1,752,979,880	1,083,449	33,438	1,618
2001	29,053,630,933	1,411,512,434	1,088,977	26,680	1,296
2000	22,468,092,050	1,082,799,617	679,818	33,050	1,593
1999	22,139,254,895	1,045,949,050	594,292	37,253	1,760
1998	14,447,913,253	687,995,869	729,680	19,800	943

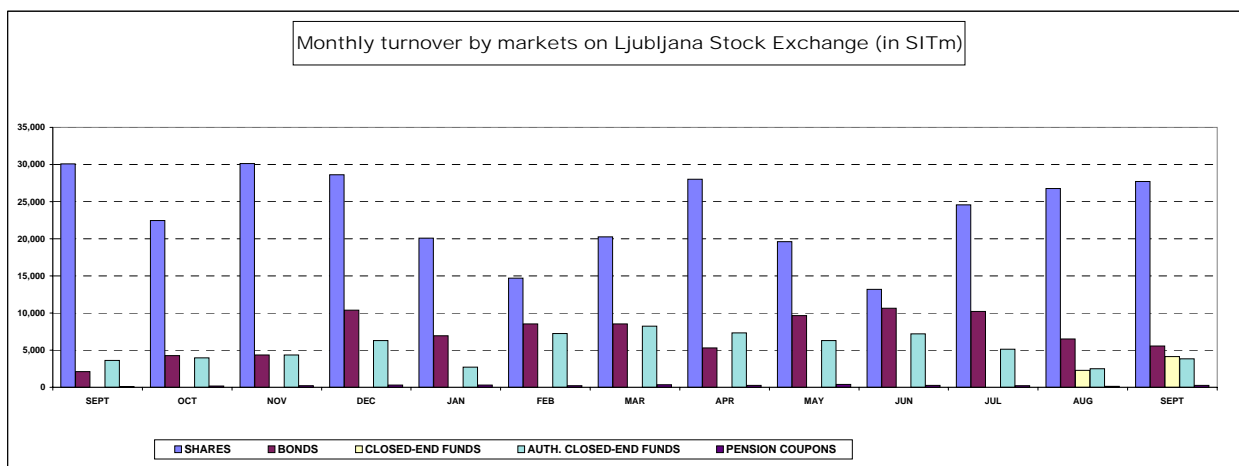
STRUCTURE OF TURNOVER

MONTHLY TURNOVER BY MARKETS ON LJUBLJANA STOCK EXCHANGE (in SIT)

YEAR 2001	SHARES	BONDS	SHARES	BONDS	CLOSED-END FUNDS	AUTHORISED CLOSED-END FUNDS	PENSION COUPONS	SHORT-TERM SECURITIES	TOTAL
September	22,001,249,101	1,081,073,052	8,064,622,431	1,010,269,011	-	3,616,540,779	88,671,856	5,226,900	35,867,653,130
October	19,421,602,285	3,142,772,866	3,043,650,063	1,126,841,017	-	3,984,730,251	177,349,000	0	30,896,945,482
November	25,726,412,383	2,399,250,805	4,416,214,030	1,938,369,043	-	4,356,984,421	205,917,427	1,186,377,900	40,229,526,010
December	23,505,357,701	8,927,278,566	5,123,846,536	1,444,103,093	-	6,294,858,883	291,528,880	997,578,500	46,584,552,159
TOTAL 2001	194,498,268,846	38,800,967,235	42,641,447,807	12,818,739,696	-	55,402,203,505	1,651,884,886	2,830,059,212	348,643,571,187
YEAR 2002									
January	17,961,471,697	5,429,818,522	2,126,834,395	1,503,751,323	-	2,715,438,305	300,189,904	0	30,037,504,146
February	11,323,889,104	6,227,063,238	3,360,542,952	2,306,401,914	-	7,239,288,099	202,860,548	0	30,660,045,855
March	15,957,290,362	6,562,163,938	4,284,968,742	1,954,953,429	-	8,220,585,061	344,193,724	0	37,324,155,256
April	24,326,522,540	3,214,593,688	3,700,246,073	2,091,962,539	-	7,312,735,020	271,856,831	0	40,917,916,691
May	17,218,620,600	8,163,186,637	2,390,529,855	1,499,206,805	-	6,305,661,711	404,689,801	0	35,981,895,409
June	10,921,241,382	8,870,537,992	2,278,918,076	1,765,347,941	-	7,179,898,819	272,809,817	0	31,288,754,027
July	22,626,904,234	8,963,004,748	1,959,080,370	1,237,270,328	-	5,143,662,175	221,371,286	0	40,151,293,141
August	24,631,497,229	4,454,619,478	2,116,942,661	2,035,100,357	2,292,541,631	2,514,027,040	115,133,745	0	38,159,862,141
September	25,008,605,663	1,786,699,213	2,718,403,776	3,787,321,789	4,143,623,856	3,822,754,306	265,422,383	0	41,532,830,986
TOTAL 2002	169,976,042,811	53,671,687,454	24,936,466,900	18,181,316,425	6,436,165,487	50,454,050,536	2,398,528,039	0	326,054,257,652

MONTHLY TURNOVER BY SECURITIES ON LJUBLJANA STOCK EXCHANGE (in SIT)

YEAR 2001	SHARES	BONDS	CLOSED-END FUNDS	AUTHORISED CLOSED-END FUNDS	PENSION COUPONS	SHORT-TERM SECURITIES	TOTAL
September	30,065,871,532	2,091,342,063	-	3,616,540,779	88,671,856	5,226,900	35,867,653,130
October	22,465,252,348	4,269,613,883	-	3,984,730,251	177,349,000	0	30,896,945,482
November	30,142,626,413	4,337,619,848	-	4,356,984,421	205,917,427	1,186,377,900	40,229,526,009
December	28,629,204,237	10,371,381,659	-	6,294,858,883	291,528,880	997,578,500	46,584,552,159
TOTAL 2001	237,139,716,649	51,619,706,929	-	55,402,203,505	1,651,884,886	2,830,059,212	348,643,571,184
YEAR 2002							
January	20,088,306,092	6,933,569,845	-	2,715,438,305	300,189,904	0	30,037,504,146
February	14,684,432,056	8,533,465,152	-	7,239,288,099	202,860,548	0	30,660,045,855
March	20,242,259,104	8,517,117,367	-	8,220,585,061	344,193,724	0	37,324,155,256
April	28,026,768,613	5,306,556,227	-	7,312,735,020	271,856,831	0	40,917,916,691
May	19,609,150,455	9,662,393,442	-	6,305,661,711	404,689,801	0	35,981,895,409
June	13,200,159,458	10,635,885,933	-	7,179,898,819	272,809,817	0	31,288,754,027
July	24,585,984,604	10,200,275,076	-	5,143,662,175	221,371,286	0	40,151,293,141
August	26,748,439,890	6,489,719,835	2,292,541,631	2,514,027,040	115,133,745	0	38,159,862,141
September	27,727,009,439	5,574,021,002	4,143,623,856	3,822,754,306	265,422,383	0	41,532,830,986
TOTAL 2002	194,912,509,711	71,853,003,879	6,436,165,487	50,454,050,536	2,398,528,039	0	326,054,257,652



D) MARKET CAPITALISATION

MARKET CAPITALISATION - OFFICIAL MARKET (in SIT)

	30 Sept 2001	31 Dec 2001	31 Aug 2002	30 Sept 2002	Index 30 Sept 2002 / 31 Aug 2002	Index 30 Sept 2002 / 31 Dec 2001	Index 30 Sept 2002 / 30 Sept 2001	Share
SHARES	647,896,427,400	697,253,506,985	957,938,345,136	988,343,760,482	103	142	153	68.20%
Banks	73,039,319,736	79,442,339,672	30,791,207,750	30,495,501,886	99	38	42	3.09%
Companies	574,857,107,664	617,811,167,313	927,147,137,386	957,848,258,596	103	155	167	96.91%
BONDS	261,705,775,632	288,037,807,017	457,937,352,341	460,885,362,181	101	160	176	31.80%
State	208,462,271,440	228,546,965,439	411,082,756,241	405,717,291,844	99	178	195	88.03%
Banks	44,875,374,461	51,348,800,666	38,991,195,163	47,325,846,356	121	92	105	10.27%
Companies	8,368,129,731	8,142,040,911	7,863,400,936	7,842,223,982	100	96	94	1.70%
TOTAL	909,602,203,032	985,291,314,002	1,415,875,697,476	1,449,229,122,663	102	147	159	100.00%

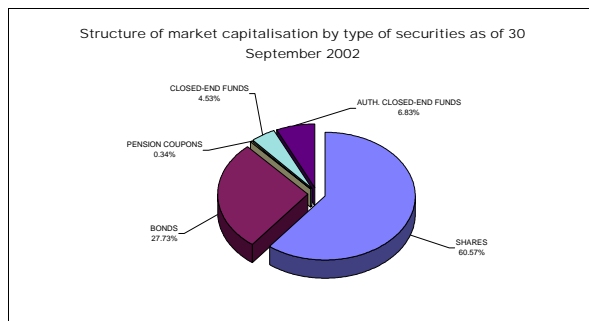
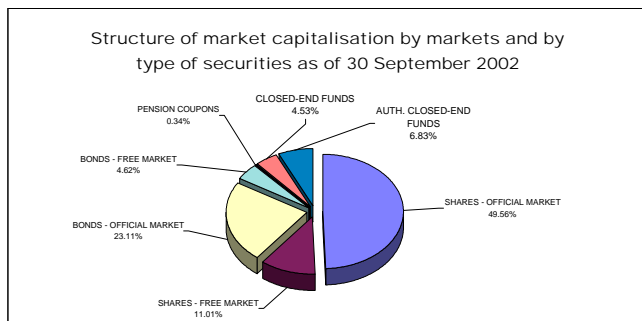
MARKET CAPITALISATION - FREE MARKET (in SIT)

	30 Sept 2001	31 Dec 2001	31 Aug 2002	30 Sept 2002	Index 30 Sept 2002 / 31 Aug 2002	Index 30 Sept 2002 / 31 Dec 2001	Index 30 Sept 2002 / 30 Sept 2001	Share
SHARES	137,446,274,046	152,735,137,497	207,325,611,021	219,463,457,134	106	144	160	48.29%
Banks	1,517,700,000	1,517,700,000	1,519,000,000	1,517,700,000	100	100	100	0.69%
Companies	135,928,574,046	151,217,437,497	205,806,611,021	217,945,757,134	106	144	160	99.31%
BONDS	53,420,004,778	72,881,061,519	87,626,551,992	92,039,333,922	105	126	172	20.25%
State	43,089,625,365	62,524,585,291	74,917,630,272	79,601,450,754	106	127	185	86.49%
Communities	22,604,792	22,786,828	-	-	-	-	-	-
Banks	4,874,795,113	4,856,624,595	6,428,020,554	6,440,166,621	100	133	132	7.00%
Companies	5,432,979,507	5,477,064,804	6,280,901,165	5,997,716,546	95	110	110	6.52%
PENSION COUPONS	5,921,699,857	6,693,138,166	5,554,840,267	6,809,350,249	123	102	115	1.50%
CLOSED-END FUNDS	-	-	71,950,678,362	90,322,841,588	-	-	-	19.87%
AUTH. CLOSED-END FUNDS	157,486,262,735	162,367,936,564	158,491,078,741	136,185,716,870	86	84	86	29.96%
TOTAL *	354,274,241,416	394,677,273,745	458,998,082,021	454,497,858,175	99	115	128	100.00%
TOTAL SHARES	785,342,701,446	849,988,644,482	1,165,263,956,156	1,207,807,217,616	104	142	154	60.57%
TOTAL BONDS	315,125,780,410	360,918,868,536	545,563,904,333	552,924,696,103	101	153	175	27.73%
PENSION COUPONS	5,921,699,857	6,693,138,166	5,554,840,267	6,809,350,249	123	102	115	0.34%
INVESTMENT FUNDS	157,486,262,735	162,367,936,564	230,441,757,103	226,508,558,459	98	140	144	11.36%
TOTAL CAPITALISATION ON LJSE *	1,263,876,444,449	1,379,968,587,748	1,946,824,457,859	1,994,049,822,426	102	144	158	100.00%

* Investment funds are included in market capitalisation

EXCHANGE RATES

USD-238,4922 SIT as of 30 Sept 2001	USD-250,9458 SIT as of 31 Dec 2001	USD-231,0362 SIT as of 31 Aug 2002	USD-233,4731 SIT as of 30 Sept 2002
EUR-219,6036 SIT as of 30 Sept 2001	EUR-221,4095 SIT as of 31 Dec 2001	EUR-227,7093 SIT as of 31 Aug 2002	EUR-228,3133 SIT as of 30 Sept 2002



D1) MARKET CAPITALISATION OF SHARES - OFFICIAL MARKET AS OF 30 SEPTEMBER 2002

Issue	Number of shares traded	Number of issued shares	Share of traded shares	Price as of 30 Sept 2002	Market capitalisation as of 30 Sept 2002 (in SIT)	Market capitalisation as of 30 Sept 2002 (in EUR)	Market capitalisation as of 30 Sept 2002 (in USD)
Common shares	-	-	-	-	971,878,190,090	4,256,774,310	4,162,698,787
1 LEK	1,790,623	1,792,782	99.88%	90,145 SIT	161,415,513,366	706,991,285	691,366,643
2 KRKA	3,542,612	3,542,612	100.00%	43,090 SIT	152,651,009,376	668,603,228	653,826,969
3 PETROL	2,086,301	2,086,301	100.00%	39,174 SIT	81,728,838,826	357,967,928	350,056,768
4 MERCATOR	3,208,504	3,208,504	100.00%	24,944 SIT	80,032,795,436	350,539,348	342,792,362
5 GORENJE	12,200,000	12,200,000	100.00%	4,484 SIT	54,707,850,000	239,617,447	234,321,855
6 SAVA	1,720,987	1,720,987	100.00%	26,578 SIT	45,740,650,634	200,341,595	195,914,007
7 INTEREUROPA	7,902,413	7,902,413	100.00%	5,397 SIT	42,650,350,275	186,806,245	182,677,791
8 ISTRABENZ	5,180,000	5,180,000	100.00%	7,840 SIT	40,608,713,600	177,863,986	173,933,158
9 PIVOVARNA UNION	451,114	451,114	100.00%	89,385 SIT	40,322,653,467	176,611,058	172,707,920
10 PIVOVARNA LAŠKO	6,363,405	6,363,405	100.00%	6,104 SIT	38,842,987,729	170,130,201	166,370,292
11 LUKA KOPER	7,140,000	7,140,000	100.00%	4,493 SIT	32,079,877,200	140,508,140	137,402,884
12 BANKA KOPER	531,359	531,359	100.00%	50,000 SIT	26,568,003,136	116,366,428	113,794,708
13 DROGA PORTOROŽ	282,768	282,768	100.00%	81,871 SIT	23,150,450,857	101,397,732	99,156,823
14 MERKUR	912,585	912,585	100.00%	23,536 SIT	21,478,865,210	94,076,277	91,997,173
15 KOLINSKA	3,166,992	3,169,525	99.92%	5,600 SIT	17,734,870,171	77,677,779	75,961,086
16 DELO	667,464	593,549	112.45%	22,434 SIT	14,973,793,931	65,584,414	64,134,986
17 TERME ČATEŽ	674,971	674,971	100.00%	22,106 SIT	14,920,753,683	65,352,100	63,907,806
18 SALUS series B	134,980	134,980	100.00%	85,500 SIT	11,540,790,000	50,548,041	49,430,919
19 ŽITO	348,765	348,765	100.00%	31,469 SIT	10,975,352,050	48,071,453	47,009,065
20 ETOL	274,576	274,576	100.00%	33,500 SIT	9,198,296,000	40,288,043	39,397,669
21 RADENSKA	5,061,856	5,061,856	100.00%	1,416 SIT	7,169,460,983	31,401,854	30,707,867
22 AERODROM	1,936,229	1,936,229	100.00%	3,701 SIT	7,165,925,442	31,386,369	30,692,724
23 TERME 3000	2,861,843	2,861,843	100.00%	2,300 SIT	6,582,238,900	28,829,853	28,192,708
24 ŽIVILA KRANJ	319,997	319,997	100.00%	16,590 SIT	5,308,686,231	23,251,761	22,737,892
25 KOMPAS MTS	3,526,714	3,526,714	100.00%	1,393 SIT	4,911,478,252	21,512,011	21,036,592
26 COMET	1,700,688	1,700,688	100.00%	2,750 SIT	4,676,892,000	20,484,536	20,031,824
27 MLINOTEST	2,389,177	2,389,177	100.00%	1,650 SIT	3,942,142,050	17,266,371	16,884,781
28 EMONA OBALA KOPER	1,741,456	1,741,456	100.00%	1,983 SIT	3,453,812,270	15,127,512	14,793,191
29 DELO PRODAJA	593,549	667,464	88.93%	5,610 SIT	3,329,809,890	14,584,389	14,262,071
30 GRADB.PODJETJE GROSUPLJE	199,411	199,411	100.00%	6,270 SIT	1,250,306,970	5,476,277	5,355,251
31 TEHNOUNION	84,005	84,005	100.00%	11,963 SIT	1,004,972,816	4,401,727	4,304,448
32 KOLONIALE VELETRGOVINA	650,516	650,516	100.00%	1,282 SIT	834,026,564	3,652,992	3,572,260
33 GEODETSKI ZAVOD SLOVENIJE	379,820	379,820	100.00%	2,058 SIT	781,707,542	3,423,837	3,348,170
34 NIKA	186,695	186,695	100.00%	773 SIT	144,315,235	632,093	618,124
Preferred shares	-	-	-	-	16,465,570,391	72,118,315	70,524,486
1 LEK	139,312	140,394	99.23%	90,000 SIT	12,538,071,641	54,916,081	53,702,425
2 PROBANKA	400,000	400,000	100.00%	5,600 SIT	2,240,000,000	9,811,080	9,594,253
3 BANKA VIPA	17,500	17,500	100.00%	96,429 SIT	1,687,498,750	7,391,154	7,227,808
TOTAL SHARES	-	-	-	-	988,343,760,482	4,328,892,625	4,233,223,273

EXCHANGE RATES	1 USD=	233.4731 SIT as of 30 Sept 2002
	1 EUR=	228.3133 SIT as of 30 Sept 2002

MARKET CAPITALISATION OF SHARES - FREE MARKET AS OF 30 SEPTEMBER 2002

Issue	Number of shares traded	Number of issued shares	Share of traded shares	Price as of 30 Sept 2002	Market capitalisation as of 30 Sept 2002 (in SIT)	Market capitalisation as of 30 Sept 2002 (in EUR)	Market capitalisation as of 30 Sept 2002 (in USD)
Common shares	-	-	-	-	217,747,164,927	953,720,895	932,643,482
1 HELIOS	219,861	219,861	100.00%	88,650 SIT	19,490,677,650	85,368,122	83,481,470
2 CINKARNA	812,477	814,626	99.74%	23,000 SIT	18,687,312,240	81,849,425	80,040,537
3 JUTEKS	641,432	641,432	100.00%	18,000 SIT	11,545,776,000	50,569,879	49,452,275
4 INFOND HOLDING	16,833,414	16,833,414	100.00%	645 SIT	10,859,908,708	47,565,817	46,514,604
5 CEMENTARNA TRBOVLJE	176,600	176,600	100.00%	58,000 SIT	10,242,800,000	44,862,914	43,871,435
6 BELINKA HOLDING	2,702,532	2,702,532	100.00%	3,051 SIT	8,245,425,132	36,114,520	35,316,382
7 LESNINA	76,495	76,495	100.00%	107,000 SIT	8,184,965,000	35,849,707	35,057,422
8 KD GROUP, finančna družba	186,436	186,436	100.00%	37,100 SIT	6,916,794,244	30,295,188	29,625,658
9 KD HOLDING	924,969	924,969	100.00%	7,135 SIT	6,599,219,080	28,904,225	28,265,436
10 DZS	1,429,368	1,686,384	84.76%	4,250 SIT	6,074,814,000	26,607,359	26,019,332
11 FRUCTAL	2,504,151	2,505,613	99.94%	2,411 SIT	6,037,758,476	26,445,058	25,860,617
12 VALKARTON	852,097	852,156	99.99%	6,900 SIT	5,879,469,300	25,751,760	25,182,641
13 GRAND HOTEL UNION	1,814,613	1,814,613	100.00%	2,400 SIT	4,355,071,200	19,074,978	18,653,417
14 CETIS	200,000	220,642	90.64%	21,000 SIT	4,200,000,000	18,395,775	17,989,224
15 NAMA	2,861,310	2,861,310	100.00%	1,430 SIT	4,092,989,503	17,927,074	17,530,883
16 TOSAMA	295,670	295,670	100.00%	12,713 SIT	3,758,920,714	16,463,871	16,100,016
17 HOTELI PALACE	2,346,102	2,346,102	100.00%	1,500 SIT	3,519,153,000	15,413,701	15,073,056
18 PLAMA - PUR	686,798	686,798	100.00%	4,396 SIT	3,019,370,047	13,224,679	12,932,411
19 GORENJSKI TISK	960,176	1,070,328	89.71%	3,100 SIT	2,976,545,600	13,037,110	12,748,987
20 TUB SWATY	288,940	288,940	100.00%	10,000 SIT	2,889,400,000	12,655,417	12,375,730
21 MARINA PORTOROŽ	313,932	313,932	100.00%	9,000 SIT	2,825,388,000	12,375,048	12,101,557
22 MITOL	770,509	770,509	100.00%	3,400 SIT	2,619,730,600	11,474,279	11,220,696
23 LIV POSTOJNA	161,600	161,600	100.00%	16,000 SIT	2,585,600,000	11,324,789	11,074,509
24 JATA	119,602	119,602	100.00%	20,999 SIT	2,511,480,537	11,000,150	10,757,045
25 JATA EMONA	3,197,534	3,197,534	100.00%	780 SIT	2,494,076,520	10,923,921	10,682,501
26 PINUS RAČE	148,203	148,203	100.00%	16,455 SIT	2,438,613,674	10,680,997	10,444,945
27 SLOVENJALLES	303,777	304,004	99.93%	8,022 SIT	2,436,990,227	10,673,886	10,437,991
28 MEDALJON	1,734,000	1,734,000	100.00%	1,399 SIT	2,425,866,000	10,625,163	10,390,345
29 SATURNUS AVTOOPREMA	483,061	647,122	74.65%	4,500 SIT	2,173,774,500	9,521,016	9,310,599
30 MESNA INDUSTRIJA PRIMORSKE	1,478,742	1,478,742	100.00%	1,351 SIT	1,997,188,945	8,747,580	8,554,257
31 KMETIJSKI KOMBINAT PTUJ	2,531,109	2,531,109	100.00%	785 SIT	1,986,667,454	8,701,497	8,509,192
32 COLOR	803,701	950,391	84.57%	2,250 SIT	1,808,327,250	7,920,376	7,745,334
33 LIP BLEĐ	2,155,899	2,155,899	100.00%	820 SIT	1,767,837,180	7,743,032	7,571,909
34 SATURNUS EMBALAŽA	84,064	85,929	97.83%	20,400 SIT	1,714,905,600	7,511,194	7,345,196
35 MELAMIN	466,489	466,489	100.00%	3,500 SIT	1,632,711,500	7,151,189	6,993,146
36 INTERTRADE ITA	69,531	69,531	100.00%	20,000 SIT	1,390,620,000	6,090,841	5,956,232
37 KS1 - NALOŽBE	592,970	592,970	100.00%	2,201 SIT	1,305,126,970	5,716,386	5,590,053
38 INTERTRADE ITS	1,260,000	1,260,000	100.00%	1,000 SIT	1,260,000,000	5,518,732	5,396,767
39 MEDVEŠEK PUŠNIK	80,000	80,000	100.00%	15,000 SIT	1,200,000,000	5,255,936	5,139,778
40 HIPOTEKARNA BANKA	300,000	300,000	100.00%	3,999 SIT	1,199,700,000	5,254,622	5,138,493
41 JAVOR PIVKA	1,194,700	1,194,700	100.00%	1,000 SIT	1,194,700,000	5,232,722	5,117,078
42 MERCATA HOLDING	2,898,918	2,898,917	100.00%	395 SIT	1,145,072,610	5,015,357	4,904,516
43 JADRAN	226,334	226,334	100.00%	5,000 SIT	1,131,670,000	4,956,654	4,847,111
44 POM-INVEST	2,241,983	2,241,983	100.00%	504 SIT	1,129,421,356	4,946,805	4,837,480
45 TOPLICE DOBRNA	682,010	692,542	98.48%	1,601 SIT	1,092,034,412	4,783,052	4,677,346
46 MERCATA 1 HOLDING	2,693,249	2,693,249	100.00%	400 SIT	1,076,734,018	4,716,037	4,611,812
47 TEKSTINA	1,127,293	1,503,057	75.00%	900 SIT	1,014,563,700	4,443,735	4,345,527
48 TOVARNA SLADKORJA ORMOŽ	497,163	497,163	100.00%	1,900 SIT	944,659,416	4,137,558	4,046,117
49 GEA TOVARNA OLJA	660,348	846,600	78.00%	1,400 SIT	924,487,200	4,049,204	3,959,716
50 KEMA PUČONCI	217,346	217,346	100.00%	4,200 SIT	912,853,200	3,998,248	3,909,886
51 KOMPAS HOTELI KG	162,700	162,700	100.00%	5,550 SIT	902,985,000	3,955,026	3,867,619
52 GOZDNO GOSPODARSTVO BLEĐ	489,520	611,900	80.00%	1,690 SIT	827,288,800	3,623,481	3,543,401
53 GORIŠKE OPEKARNE	392,725	523,634	75.00%	2,000 SIT	785,450,000	3,440,229	3,364,199
54 KRUH-PECIVO	654,040	654,040	100.00%	1,200 SIT	784,848,000	3,437,592	3,361,621
55 GOZDNO GOSPODARSTVO POSTOJNA	686,273	686,273	100.00%	1,055 SIT	724,018,015	3,171,160	3,101,077
56 NIKO ŽELEZNIKI	35,875	35,875	100.00%	19,500 SIT	699,562,500	3,064,046	2,996,330
57 AVTO CELJE	418,077	418,077	100.00%	1,600 SIT	668,923,200	2,929,848	2,865,098
58 OLJARICA	70,404	70,404	100.00%	9,450 SIT	665,317,800	2,914,056	2,849,655
59 DANA	356,128	404,231	88.10%	1,775 SIT	632,127,200	2,768,683	2,707,495
60 ALPETOUR POTOVALNA AGENCIJA	263,042	263,042	100.00%	2,400 SIT	631,300,800	2,765,064	2,703,955
61 CAPITA	582,021	582,021	100.00%	980 SIT	570,386,400	2,498,262	2,443,050

Issue	Number of shares traded	Number of issued shares	Share of traded shares	Price as of 30 Sept 2002	Market capitalisation as of 30 Sept 2002 (in SIT)	Market capitalisation as of 30 Sept 2002 (in EUR)	Market capitalisation as of 30 Sept 2002 (in USD)
62 IMP KLIMAT	353,900	353,900	100.00%	1,600 SIT	566,240,000	2,480,101	2,425,290
63 HIDROTEHNIK	384,472	384,472	100.00%	1,469 SIT	564,816,281	2,473,865	2,419,192
64 MURALES	322,045	322,045	100.00%	1,710 SIT	550,696,950	2,412,023	2,358,717
65 KOŠAKI TMI MARIBOR	43,236	43,236	100.00%	12,500 SIT	540,451,729	2,367,150	2,314,835
66 KRONA HOLDING	1,287,121	1,287,121	100.00%	400 SIT	514,848,400	2,255,008	2,205,172
67 RTC KRVAVEC IMENSKE	205,734	205,734	100.00%	2,500 SIT	514,314,427	2,252,670	2,202,885
68 ELMO	708,000	708,000	100.00%	700 SIT	495,600,000	2,170,701	2,122,728
69 PPS - PEKARNE PTUJ	11,750	11,750	100.00%	41,000 SIT	481,750,000	2,110,039	2,063,407
70 SVILANIT	408,487	410,407	99.53%	1,100 SIT	449,335,700	1,968,066	1,924,572
71 INTARA	101,000	101,000	100.00%	4,375 SIT	441,875,000	1,935,389	1,892,616
72 LESNINA EMMI	684,037	714,827	95.69%	641 SIT	438,672,928	1,921,364	1,878,901
73 RUDIS	516,996	599,143	86.29%	814 SIT	420,834,744	1,843,234	1,802,498
74 KS4 NALOŽBE	209,673	209,673	100.00%	2,000 SIT	419,346,000	1,836,713	1,796,121
75 PULSAR HOLDING	939,319	939,319	100.00%	400 SIT	375,727,600	1,645,667	1,609,297
76 KLASJE	835,600	835,600	100.00%	445 SIT	371,842,000	1,628,648	1,592,655
77 UNITAS	145,115	173,377	83.70%	2,550 SIT	370,043,250	1,620,770	1,584,950
78 INTES	549,982	549,982	100.00%	560 SIT	307,725,929	1,347,823	1,318,036
79 AGROKOMBINAT MARIBOR	403,808	499,291	80.88%	760 SIT	306,934,461	1,344,356	1,314,646
80 GRAD PRESTRANEK	43,235	43,235	100.00%	6,742 SIT	291,481,723	1,276,674	1,248,460
81 EGOLES ŠKOFJA LOKA	258,300	258,300	100.00%	1,111 SIT	286,971,300	1,256,919	1,229,141
82 DOM SMREKA	406,199	406,199	100.00%	700 SIT	284,339,300	1,245,391	1,217,867
83 INTEGRAL JESENICE	243,784	256,556	95.02%	1,100 SIT	268,162,400	1,174,537	1,148,579
84 IMP ČRPALKE	333,034	333,034	100.00%	800 SIT	266,427,200	1,166,937	1,141,147
85 TUS KO-SI	229,456	229,456	100.00%	1,101 SIT	252,631,056	1,106,510	1,082,056
86 LIZ INŽENIRING	188,677	235,846	80.00%	1,301 SIT	245,412,174	1,074,892	1,051,137
87 ŽELEZARNA RAVNE - MONTER DRAVOGRAD	275,835	444,100	62.11%	765 SIT	211,013,775	924,229	903,803
88 DRAVINJSKI DOM	216,560	216,560	100.00%	900 SIT	194,904,000	853,669	834,803
89 CREINA	48,594	48,594	100.00%	3,900 SIT	189,536,038	830,158	811,811
90 INLES RIBNICA	609,005	555,525	109.63%	306 SIT	186,355,530	816,227	798,188
91 GEA COLLEGE	147,885	147,885	100.00%	1,200 SIT	177,447,212	777,209	760,033
92 ZDRAVILIŠČE ROGAŠKA	891,864	961,898	92.72%	160 SIT	142,698,240	625,011	611,198
93 UPIMO GROUP	215,000	215,000	100.00%	655 SIT	140,825,000	616,806	603,174
94 MK TISKARNA	103,954	103,954	100.00%	1,300 SIT	135,140,200	591,907	578,826
95 GRADIS GP	304,750	304,750	100.00%	401 SIT	122,204,750	535,250	523,421
96 SAVINJA MOZIRJE	105,780	105,780	100.00%	1,111 SIT	117,521,580	514,738	503,362
97 SVILA	1,263,478	1,263,478	100.00%	74 SIT	93,497,372	409,513	400,463
98 MLAJ	67,062	93,000	72.11%	800 SIT	53,649,600	234,982	229,789
99 SIJAJ HRASTNIK	26,880	26,880	100.00%	1,929 SIT	51,860,390	227,146	222,126
100 AVTOPREVOZNIŠTVO IN SERVISI	308,696	308,696	100.00%	120 SIT	37,074,390	162,384	158,795
101 RAZVOJNA DRUŽBA	21,948	21,948	100.00%	1,205 SIT	26,447,340	115,838	113,278
102 JELEN	50,849	67,798	75.00%	255 SIT	12,966,495	56,793	55,537
103 DADAS	31,320	31,320	100.00%	301 SIT	9,427,320	41,291	40,379
104 ZASAVSKI RAČUNSKI CENTER	43,466	70,700	61.48%	201 SIT	8,736,666	38,266	37,420
Preferred shares	-	-	-	-	1,716,292,207	7,517,268	7,351,135
1 KD HOLDING	266,413	266,413	100.00%	5,191 SIT	1,383,080,425	6,057,818	5,923,939
2 HIPOTEKARNA BANKA	79,500	79,500	100.00%	4,000 SIT	318,000,000	1,392,823	1,362,041
3 ZDRAVILIŠČE ROGAŠKA	27,818	30,000	92.73%	500 SIT	13,911,782	60,933	59,586
4 PRIMOFIN	10,000	10,000	100.00%	130 SIT	1,300,000	5,694	5,568
TOTAL SHARES					219,463,457,134	961,238,163	939,994,617

EXCHANGE RATES	1 USD=	233.4731 SIT as of 30 Sept 2002
	1 EUR=	228.3133 SIT as of 30 Sept 2002

D2) MARKET CAPITALISATION OF BONDS - OFFICIAL MARKET AS OF 30 SEPTEMBER 2002

Issue	Number of issued bonds	Price as of 30 Sept 2002	Principal amt. as of 30 Sept 2001	Currency of denomination	Market capitalisation as of 30 Sept 2002 (in SIT)	Market capitalisation as of 30 Sept 2002 (in EUR)	Market capitalisation as of 30 Sept 2002 (in USD)
1 REPUBLIKA SLOVENIJA 10th issue	5,218,961	101.50	7,441.67	SIT	39,420,352,287	172,659,027	168,843,230
2 REPUBLIKA SLOVENIJA 33rd issue	248,716	134.00	511.29	EUR	38,905,144,518	170,402,445	166,636,518
3 REPUBLIKA SLOVENIJA 4th issue	267,656	101.70	380.00	EUR	23,616,348,241	103,438,338	101,152,331
4 REPUBLIKA SLOVENIJA 27th issue	1,700,000	110.24	10,000.00	SIT	18,740,800,000	82,083,698	80,269,633
5 REPUBLIKA SLOVENIJA 37th issue	1,700,000	103.85	10,000.00	SIT	17,654,500,000	77,325,762	75,616,848
6 REPUBLIKA SLOVENIJA 34th issue	1,691,000	104.00	10,000.00	SIT	17,586,400,000	77,027,488	75,325,166
7 REPUBLIKA SLOVENIJA 40th issue	1,500,000	103.80	10,000.00	SIT	15,570,000,000	68,195,764	66,688,625
8 REPUBLIKA SLOVENIJA 35th issue	1,400,000	104.00	10,000.00	SIT	14,560,000,000	63,772,019	62,362,645
9 REPUBLIKA SLOVENIJA 29th issue	550,000	101.00	100.00	EUR	12,682,803,815	55,550,000	54,322,334
10 REPUBLIKA SLOVENIJA 13th issue	106,701	100.50	511.29	EUR	12,517,945,644	54,827,930	53,616,222
11 REPUBLIKA SLOVENIJA 41st issue	1,200,000	103.80	10,000.00	SIT	12,456,000,000	54,556,611	53,350,900
12 REPUBLIKA SLOVENIJA 36th issue	1,200,000	99.85	10,000.00	SIT	11,982,000,000	52,480,517	51,320,687
13 REPUBLIKA SLOVENIJA 42nd issue	1,200,000	99.60	10,000.00	SIT	11,952,000,000	52,349,119	51,192,193
14 REPUBLIKA SLOVENIJA 38th issue	502,495	102.20	100.00	EUR	11,725,027,010	51,354,989	50,220,034
15 REPUBLIKA SLOVENIJA 18th issue	500,000	102.00	100.00	EUR	11,643,978,300	51,000,000	49,872,890
16 REPUBLIKA SLOVENIJA 26th issue	500,000	100.22	100.00	EUR	11,440,779,463	50,110,000	49,002,559
17 REPUBLIKA SLOVENIJA 24th issue	1,100,000	101.40	10,000.00	SIT	11,154,000,000	48,853,921	47,774,240
18 REPUBLIKA SLOVENIJA 28th issue	1,050,000	102.10	10,000.00	SIT	10,720,500,000	46,955,215	45,917,495
19 REPUBLIKA SLOVENIJA 23rd issue	400,000	104.00	100.00	EUR	9,497,833,280	41,600,000	40,680,632
20 REPUBLIKA SLOVENIJA 15th issue, I series	89,813	104.00	100,000.00	SIT	9,340,552,000	40,911,116	40,006,973
21 REPUBLIKA SLOVENIJA 17th issue	900,000	103.00	10,000.00	SIT	9,270,000,000	40,602,102	39,704,788
22 REPUBLIKA SLOVENIJA 15th issue, E series	89,813	100.00	100,000.00	SIT	8,981,300,000	39,337,612	38,468,243
23 REPUBLIKA SLOVENIJA 25th issue	800,000	103.40	10,000.00	SIT	8,272,000,000	36,230,916	35,430,206
24 REPUBLIKA SLOVENIJA 22nd issue	800,000	103.00	10,000.00	SIT	8,240,000,000	36,090,758	35,293,145
25 REPUBLIKA SLOVENIJA 14th issue	630,400	100.80	10,000.00	SIT	6,354,432,000	27,832,071	27,216,977
26 REPUBLIKA SLOVENIJA 20th issue	600,000	101.06	10,000.00	SIT	6,063,600,000	26,558,243	25,971,300
27 REPUBLIKA SLOVENIJA 19th issue	600,000	101.00	10,000.00	SIT	6,060,000,000	26,542,475	25,955,881
28 REPUBLIKA SLOVENIJA 16th issue	600,000	100.00	10,000.00	SIT	6,000,000,000	26,279,678	25,698,892
29 SLOVENSKA RAZVOJNA DRUŽBA	50,000	98.68	511.29	EUR	5,759,670,715	25,227,049	24,669,526
30 REPUBLIKA SLOVENIJA 32nd issue	238,655	102.25	100.00	EUR	5,571,409,310	24,402,474	23,863,174
31 REPUBLIKA SLOVENIJA 15th issue, H series	47,902	104.20	100,000.00	SIT	4,991,388,400	21,862,013	21,378,859
32 NLB 2nd issue, A series	40,000	103.00	100,000.00	SIT	4,120,000,000	18,045,379	17,646,573
33 SKB OBVEZNICE 4th issue, A series	38,182	103.80	100,000.00	SIT	3,963,291,600	17,359,004	16,975,367
34 BTC HIPOTEKARNE	340,000	111.00	40.17	EUR	3,461,265,702	15,160,158	14,825,116
35 REPUBLIKA SLOVENIJA 31st issue	294,768	106.50	10,000.00	SIT	3,139,279,200	13,749,874	13,446,000
36 NLB 3rd issue	12,000	100.00	1,000.00	EUR	2,739,759,600	12,000,000	11,734,798
37 ABANKA 4th issue	100,000	102.00	100.00	EUR	2,328,795,660	10,200,000	9,974,578
38 ABANKA 5th issue	100,000	102.00	100.00	EUR	2,328,795,660	10,200,000	9,974,578
39 BANKA CELJE 3rd issue	100,000	102.00	100.00	EUR	2,328,795,660	10,200,000	9,974,578
40 BANKA CELJE 5th issue	100,000	101.80	100.00	EUR	2,324,229,394	10,180,000	9,955,020
41 BANKA CELJE 6th issue, A series	100,000	100.00	100.00	EUR	2,283,133,000	10,000,000	9,778,998
42 NFD INVESTICIJSKO SVETOVANJE	16,000	101.50	135,740.00	SIT	2,204,417,600	9,655,231	9,441,848
43 HOTELI BERNARDIN	20,000	102.71	464.08	EUR	2,176,540,680	9,533,131	9,322,447
44 NOVA KBM 3rd issue, A series	20,000	107.00	100,000.00	SIT	2,140,000,000	9,373,085	9,165,938
45 SL. ZADR. KMET. BANKA 3rd issue	200,000	103.90	10,000.00	SIT	2,078,000,000	9,101,528	8,900,383
46 BANKA CELJE 4th issue	100,000	100.80	90.16	EUR	2,074,940,495	9,088,128	8,887,279
47 NOVA KBM 2nd issue	18,000	100.50	500.00	EUR	2,065,093,799	9,045,000	8,845,104
48 NOVA KBM 3rd issue, B series	18,000	100.00	500.00	EUR	2,054,819,700	9,000,000	8,801,098
49 STANOVANJSKI SKLAD 2nd issue	20,000	105.00	92,557.17	SIT	1,943,700,570	8,513,304	8,325,159
50 NOVA KBM 1st issue	15,000	101.00	511.29	EUR	1,768,524,753	7,746,044	7,574,854
51 ABANKA 3rd issue	70,000	99.00	100.00	EUR	1,582,211,169	6,930,000	6,776,846
52 REPUBLIKA SLOVENIJA 8th issue	965,330	98.00	6.32	EUR	1,365,055,058	5,978,868	5,846,734
53 SKB OBVEZNICE 4th issue, B series	11,818	97.25	500.00	EUR	1,312,002,949	5,746,503	5,619,504
54 NLB 2nd issue, B series	10,000	100.00	500.00	EUR	1,141,566,500	5,000,000	4,889,499
55 BANKA ZASAVJE 2nd issue	18,000	98.10	255.65	EUR	1,030,667,356	4,514,268	4,414,502
56 DOLENJSKA BANKA DEVIZNE	17,508	100.00	255.65	EUR	1,021,912,111	4,475,920	4,377,002
57 BANKA CELJE 6th issue, B series	10,000	100.00	100,000.00	SIT	1,000,000,000	4,379,946	4,283,149
58 DOLENJSKA BANKA TOLARSKE	18,000	100.00	50,000.00	SIT	900,000,000	3,941,952	3,854,834
59 SKB OBVEZNICE 3rd issue	35,000	102.00	102.26	EUR	833,499,255	3,650,682	3,570,001
60 KREKOVA BANKA 2nd issue	14,000	100.00	255.65	EUR	817,156,132	3,579,100	3,500,001
61 PROBANKA 2nd issue	60,000	102.10	51.13	EUR	715,128,352	3,132,224	3,063,001
62 STANOVANJSKI SKLAD RS 1st issue	70,965	97.01	34.26	EUR	538,492,032	2,358,566	2,306,441
63 BANKA VIPA 7th issue	10,000	100.00	200.00	EUR	456,626,600	2,000,000	1,955,800
64 BANKA VIPA 6th issue	10,000	100.00	175.00	EUR	399,548,275	1,750,000	1,711,325
65 BANKA VIPA 5th issue	10,000	100.00	150.00	EUR	342,469,950	1,500,000	1,466,850
66 BANKA VIPA 3rd issue	10,000	100.70	127.84	EUR	293,918,853	1,287,349	1,258,898
67 BANKA VIPA 4th issue	8,000	100.30	159.80	EUR	292,751,350	1,282,235	1,253,898
68 SL.ZADR.KMET.BANKA	10,000	104.40	117.40	EUR	279,833,566	1,225,656	1,198,569
69 BANKA VIPA 2nd issue	8,000	105.30	95.88	EUR	184,407,082	807,693	789,843
70 PROBANKA 1st issue	80,000	102.00	1,519.21	SIT	123,967,536	542,971	530,971
TOTAL					460,761,394,645	2,018,110,179	1,974,040,530

EXCHANGE RATES	1 USD=	233.4731	SIT as of 30 Sept 2002
	1 EUR=	228.3133	SIT as of 30 Sept 2002

MARKET CAPITALISATION OF BONDS - FREE MARKET AS OF 30 SEPTEMBER 2002

Issue	Number of issued bonds	Price as of 30 Sept 2002	Principal amt. as of 30 Sept 2001	Currency of denomination	Market capitalisation as of 30 Sept 2002 (in SIT)	Market capitalisation as of 30 Sept 2002 (in EUR)	Market capitalisation as of 30 Sept 2002 (in USD)	
1 SLOV. ODŠKODNINSKA DRUŽBA 2nd issue	7,000,000	95.00	51.13	EUR	77,629,832,543	340,014,500	332,500,115	
2 AUTOCOMMERCE 1st issue	22,300	106.20	424.40	EUR	2,294,753,106	10,050,895	9,828,769	
3 BANKA KOPER 4th issue	20,000	100.00	100,000.00	SIT	2,000,000,000	8,759,893	8,566,297	
4 STANOVANJSKI SKLAD 3rd issue	20,000	102.67	96,017.25	SIT	1,971,618,212	8,635,582	8,444,734	
5 PROBANKA 5th issue	78,500	100.00	100.00	EUR	1,792,259,405	7,850,000	7,676,514	
6 BANKA KOPER 3rd issue	10,000	100.00	500.00	EUR	1,141,566,500	5,000,000	4,889,499	
7 PROBANKA 4th issue	50,000	99.80	100.00	EUR	1,139,283,367	4,990,000	4,879,720	
8 NAMA 1st issue	953,795	101.01	1,000.00	SIT	963,428,330	4,219,764	4,126,507	
9 KD INVESTMENTS 1st issue	80,000	102.50	51.13	EUR	957,240,040	4,192,660	4,100,001	
10 SIP STROJNA INDUSTRIJA 1st issue, A series	32,500	100.00	102.26	EUR	758,787,837	3,323,450	3,250,001	
11 SIP STROJNA INDUSTRIJA 1st issue, B series	17,250	100.00	102.26	EUR	402,741,237	1,763,985	1,725,001	
12 SI.MOBIL 1st issue	5,000	100.00	299.19	EUR	341,545,281	1,495,950	1,462,889	
13 UBK KONVERTIBILNE	80	98.00	17,179.82	EUR	307,514,702	1,346,898	1,317,131	
14 BORZNA DRUŽBA POTEZA 2nd issue	15,000	100.10	81.45	EUR	279,220,716	1,222,972	1,195,944	
15 VIPA	4,000	102.00	63.92	EUR	59,542,647	260,794	255,030	
TOTAL					92,039,333,922	403,127,343	394,218,152	

EXCHANGE RATES			
1 USD=	233.4731	SIT as of 30 Sept 2002	
1 EUR=	228.3133	SIT as of 30 Sept 2002	

D3) MARKET CAPITALISATION OF INVESTMENT FUNDS AS OF 30 SEPTEMBER
2002

MARKET CAPITALISATION OF CLOSED-END FUNDS

	Closed-end funds	Number of shares traded	Price as of 30 Sept 2002	Market capitalisation as of 30 Sept 2002 (in SIT)	Market capitalisation as of 30 Sept 2002 (in EUR)	Market capitalisation as of 30 Sept 2002 (in USD)
1	TRIGLAV STEBER 1	147,487,470	213.94 SIT	31,553,469,332	138,202,502	135,148,201
2	NFD 1	160,580,300	196.34 SIT	31,528,336,102	138,092,420	135,040,551
3	INFOND ID	8,132,314	1,727.89 SIT	14,051,744,037	61,545,885	60,185,709
4	ID KD	92,046,145	143.29 SIT	13,189,292,117	57,768,392	56,491,699
	TOTAL			90,322,841,588	395,609,198	386,866,160

MARKET CAPITALISATION OF AUTHORISED CLOSED-END FUNDS

	Authorised closed-end Funds	Number of shares traded	Price as of 30 Sept 2002	Market capitalisation as of 30 Sept 2002 (in SIT)	Market capitalisation as of 30 Sept 2002 (in EUR)	Market capitalisation as of 30 Sept 2002 (in USD)
1	MAKSIMA 1	216,646,243	84.93 SIT	18,399,765,418	80,589,985	78,808,931
2	ZVON ENA	137,974,360	125.46 SIT	17,310,263,206	75,818,024	74,142,431
3	NFD 2	291,379,659	43.42 SIT	12,651,704,794	55,413,788	54,189,133
4	ZLATA MONETA 1	68,297,800	167.02 SIT	11,407,098,556	49,962,479	48,858,299
5	ATENA PID	135,915,888	67.30 SIT	9,147,139,262	40,063,979	39,178,557
6	TRIGLAV STEBER II	195,412,551	44.62 SIT	8,719,308,026	38,190,101	37,346,093
7	PID VIPA INVEST	104,268,115	82.14 SIT	8,564,582,966	37,512,414	36,683,382
8	POMURSKA INV.DRUŽBA 1	35,923,940	192.10 SIT	6,900,988,874	30,225,961	29,557,961
9	ZVON DVA	141,224,712	42.39 SIT	5,986,515,542	26,220,617	25,641,136
10	MODRA LINIJA	52,986,743	105.08 SIT	5,567,846,954	24,386,871	23,847,916
11	KRONA SENIOR	73,170,428	75.09 SIT	5,494,367,439	24,065,034	23,533,193
12	ARKADA ENA	66,406,092	53.38 SIT	3,544,757,191	15,525,846	15,182,722
13	PID KD	95,913,558	30.45 SIT	2,920,567,841	12,791,930	12,509,226
14	INFOND PID	87,641,964	30.71 SIT	2,691,484,714	11,788,559	11,528,029
15	ZLATA MONETA II	82,333,757	31.90 SIT	2,626,446,848	11,503,696	11,249,462
16	VIZIJA DPB	44,074,632	53.10 SIT	2,340,362,959	10,250,664	10,024,123
17	KS-sklad 2	44,293,242	42.00 SIT	1,860,316,164	8,148,085	7,968,011
18	NIKA	32,574,698	42.19 SIT	1,374,326,509	6,019,476	5,886,445
19	MERCATA	28,923,982	43.20 SIT	1,249,516,022	5,472,813	5,351,863
20	NIKA 1	30,911,102	32.35 SIT	999,974,150	4,379,833	4,283,038
21	PID AKTIVA AVANT I	29,520,040	32.70 SIT	965,305,308	4,227,985	4,134,546
22	KS - SKLAD 4	26,381,090	36.10 SIT	952,357,349	4,171,274	4,079,088
23	MERCATA 1	26,821,153	34.80 SIT	933,376,124	4,088,137	3,997,789
24	TRDNJAVA	25,932,762	25.00 SIT	648,319,050	2,839,603	2,776,847
25	POOBLAŠČENA POMURSKA INV. DRUŽBA	22,967,400	26.69 SIT	612,999,906	2,684,907	2,625,570
26	SETEV	15,405,373	39.00 SIT	600,809,547	2,631,514	2,573,357
27	TRGATEV	17,585,800	30.10 SIT	529,332,580	2,318,448	2,267,210
28	NIKA 2	12,555,868	29.71 SIT	373,034,838	1,633,873	1,597,764
29	PLOD	10,478,017	35.00 SIT	366,730,595	1,606,260	1,570,762
30	TRDNJAVA I	8,917,902	26.96 SIT	240,426,638	1,053,056	1,029,783
31	CAPINVEST 2	5,876,900	35.00 SIT	205,691,500	900,918	881,007
	TOTAL			136,185,716,870	596,486,131	583,303,673

D4) MARKET CAPITALISATION OF PENSION COUPONS AS OF 30 SEPTEMBER
2002

Number of coupons traded	Price as of 30 Sept 2002	Market capitalisation (in SIT)	Market capitalisation (in EUR)	Market capitalisation (in USD)
103,031,476	66.09	6,809,350,249	29,824,589	29,165,460

EXCHANGE RATES	1 USD=	233.4731 SIT as of 30 Sept 2002
	1 EUR=	228.3133 SIT as of 30 Sept 2002

E) OTHER

E1) INDICATORS AS OF 30 SEPTEMBER 2002 (shares - official market)

SECTOR	Price as of 30 Sept 2002	Total net profit (loss) in 000 SIT in year 2001	Earning per share as of 31 Dec 2001	P / E ⁽¹⁾	Dividend for year 2001	Dividend yield	Book value as of 31 Dec 2001	Market book ratio	Turnover ratio ⁽²⁾
BANKS									
Banka Koper	50,000	2,422,842	4,665.94 SIT	10.72	2,000 SIT	4.00%	44,262.39 SIT	1.13	0.35
Banka Vipava	96,429	360,065	1,597.94 SIT	⁽⁴⁾	1,600 SIT	1.66%	96,445 SIT	⁽⁴⁾	0.95
Probanka Maribor	5,600	428,319	241.97 SIT	⁽⁴⁾	277 SIT	4.95%	5,677 SIT	⁽⁴⁾	0.46
CHEMICALS									
Etol Celje	33,500	556,033	2,235.12 SIT	14.99	1,000 SIT	2.99%	39,150.00 SIT	0.86	0.84
Sava Kranj	26,578	1,158,965	684.67 SIT	38.82	530 SIT	1.99%	29,850.18 SIT	0.89	0.15
CONSTRUCTION									
Gradbeno podjetje Grosuplje	6,270	51,431	51,431.00 SIT	0.12	0	0.00%	23,373.00 SIT	0.27	0.36
FOOD AND BEVERAGES									
Droga Portorož	81,871	1,160,752	4,118.16 SIT	19.88	1,755 SIT	2.14%	51,208.99 SIT	1.60	0.19
Kolinska Ljubljana	5,600	1,018,202	322.32 SIT	17.37	110 SIT	1.96%	4,863.38 SIT	1.15	0.24
Mlinotest Ajdovščina	1,650	273,871	114.93 SIT	14.36	42 SIT	2.55%	2,044.75 SIT	0.81	0.09
Pivovarna Laško	6,104	1,434,506	224.18 SIT	27.23	- SIT	0.00%	4,710.00 SIT	1.30	0.46
Pivovarna Union	89,385	1,220,540	2,751.96 SIT	32.48	600 SIT	0.67%	43,263.00 SIT	2.07	0.77
Radenska Radenci	1,416	779,110	155.43 SIT	9.11	0	0.00%	3,637.93 SIT	0.39	0.06
Žito Ljubljana	31,469	(1,957,513)	(5,653.30 SIT)	⁽⁴⁾	545 SIT	1.73%	39,676.00 SIT	0.79	0.35
HEALTH RESORTS									
Terme Čatež	22,106	268,493	633.88 SIT	34.87	350	1.58%	30,291.66 SIT	0.73	0.11
Terme 3000	2,300	325,208	113.64 SIT	20.24	0	0.00%	2,883.00 SIT	0.80	0.43
HOUSEHOLD APPLIANCES									
Gorenje	4,484	3,241,974	265.74 SIT	16.87	80	1.78%	3,926.37 SIT	1.14	0.36
NON-METALS									
Comet Zreče	2,750	384,156	229.02 SIT	12.01	0	0.00%	2,875.77 SIT	0.96	0.19
OIL AND GAS									
Istrabenz Koper	7,840	3,915,094	756.28 SIT	10.37	130	1.66%	4,913.00 SIT	1.60	0.11
Petrol Ljubljana	39,174	4,237,066	2,061.87 SIT	19.00	600	1.53%	30,699.00 SIT	1.28	0.33
OTHER FINANCIAL INTERMEDIATION									
Nika Brežice	773	31,690	95.07 SIT	8.13	0	0.00%	2,726.62 SIT	0.28	0.19
PHARMACEUTICALS									
Krka Novo mesto	43,090	8,519,905	2,522.23 SIT	17.08	950	2.20%	21,983.00 SIT	1.96	0.32
Lek Ljubljana	90,145	8,168,669	4,399.51 SIT	20.49	1200	1.33%	33,493.00 SIT	2.69	0.33
PUBLISHING									
Delo Ljubljana	22,434	957,353	1,434.31 SIT	15.64	0	0.00%	7,275.60 SIT	3.08	0.20
TRANSPORT									
Aerodrom Ljubljana ⁽⁵⁾	37,529	943,107	248.41 SIT	151.08	176 SIT	0.47%	4,149.76 SIT	9.04	0.11
Intereuropa Koper	5,397	3,942,594	546.77 SIT	9.87	200 SIT	3.71%	3,803.10 SIT	1.42	0.20
Luka Koper ⁽⁵⁾	4,493	3,638,519	259.89 SIT	17.29	190 SIT	4.23%	3,762.00 SIT	1.19	0.18
TRADE									
Delo Prodaja	5,610	347,221	593.57 SIT	9.45	250 SIT	4.46%	5,029.58 SIT	1.12	0.62
Emona obala Koper ⁽³⁾	1,983	105,026	66.79 SIT	29.69	- SIT	0.00%	6,512.63 SIT	0.30	0.34
Koloniale Maribor	1,282	(287,832)	(442.47 SIT)	⁽⁴⁾	- SIT	0.00%	3,548.46 SIT	0.36	0.20
Kompas MTS	1,393	1,384,442	392.56 SIT	3.55	300 SIT	21.54%	4,121.48 SIT	0.34	0.33
Mercator Ljubljana	24,944	5,251,044	1,636.60 SIT	15.24	400 SIT	1.60%	23,558.00 SIT	1.06	0.23
Salus Ljubljana	85,500	1,053,313	7,968.23 SIT	10.73	3,000 SIT	3.51%	45,739.00 SIT	1.87	0.09
Merkur Kranj	23,536	1,614,882	1,800.03 SIT	13.08	600 SIT	2.55%	29,501.59 SIT	0.80	0.11
Tehnounion Ljubljana	11,963	(252,941)	(3,056.32 SIT)	⁽⁴⁾	- SIT	0.00%	50,040.81 SIT	0.24	0.41
Živila Kranj	16,590	475,534	1,650.13 SIT	10.05	- SIT	0.00%	34,453.00 SIT	0.48	0.46

Calculated on the basis of nonconsolidated financial statement for 2001. Statements are consolidated for the following issues: Droga, Emona obala Koper, Gorenje, Istrabenz, Krka, Lek, Mercator, Merkur, Petrol, Radenska, Sava, Tehnounion, Živila and Žito. An average number of shares traded in year 2001 has been used for the calculations.

⁽¹⁾ P / E = PRICE / EARNING PER SHARE

⁽²⁾ Yearly turnover / average capitalisation as of 30 September 2002, 31 March 2002 and 30 September 2001.

⁽³⁾ Shares of daughter company are excluded.

⁽⁴⁾ Not applicable.

⁽⁵⁾ Calculation of P/E for Aerodrom and Luka Koper includes common and preferred shares.

E2) RECORD VALUES

RECORD DAILY TURNOVER IN YEAR 2002

16 July 2002

	Value (in SIT)	Number of bargains	Volume in pieces
Order book trades	367,385,636	1,000	935,109
Cross trades	175,456,653	204	183,073
Block trades	10,931,020,872	13	210,232
Total	11,473,863,161	1,217	1,328,414

MAX AND MIN VALUE OF TURNOVER AND INDICES

	In year 2002		In years 1989-2001	
Monthly turnover (in SITm)	41,533	September	53,123	December 2000
Daily turnover (in SITm)	11,474	16 Jul 2002	10,058	12 July 2001
Number of bargains per day	2,789	26 Aug 2002	5,900	8 July 1999
Value of block trade (in SITm)	3,664	16 Jul 2002	8,128	23 Nov 2001
Max value of SBI 20 index	3,351.19	19 Sept 2002	2,159.35	19 Dec 2001
Min value of SBI 20 index	2,140.80	3 Jan 2002	891.93	10 Sep 1996
Max value of SBI 20NT index	3,154.72	19 Sept 2002	2,096.75	27 Dec 2001
Min value of SBI 20NT index	2,082.58	3 Jan 2002	1,437.30	1 July 1998
Max value of IPT index	2,401.69	12 Sept 2002	1,806.98	30 Dec 1999
Min value of IPT index	1,753.43	8 Jan 2002	1,318.83	1 July 1998
Max value of PIX index	2,576.91	26 Aug 2002	1,633.77	19 Oct 1999
Min value of PIX index	1,551.00	3 Jan 2002	965.15	29 Apr 1999
Max value of FOOD AND BEVERAGES index	2,887.25	23 Sept 2002	2,175.17	28 Dec 2001
Min value of FOOD AND BEVERAGES index	2,049.04	28 Feb 2002	1,551.34	3 Apr 2000
Max value of PHARMACEUTICALS index	3,827.84	5 Sept 2002	2,623.07	11 Aug 1998
Min value of PHARMACEUTICALS index	2,076.41	18 Jan 2002	1,505.49	23 Apr 2001
Max value of CHEMICALS index	3,020.68	26 Sept 2002	2,176.97	6 Aug 1998
Min value of CHEMICALS index	1,896.00	3 Jan 2002	1,476.44	1 July 1998
Max value of OIL AND GAS index	4,385.06	5 Sept 2002	2,633.44	17 Dec 2001
Min value of OIL AND GAS index	2,554.39	3 Jan 2002	1,591.73	27 June 2000
Max value of TRANSPORT index	2,761.23	5 Sept 2002	2,070.25	7 Dec 2001
Min value of TRANSPORT index	2,032.64	3 Jan 2002	1,132.46	1 July 1998
Max value of TRADE index	2,517.55	12 Sept 2002	2,195.82	31 Jan 2000
Min value of TRADE index	1,790.84	3 Jan 2002	1,172.80	1 July 1998
Max value of BIO index	109.03	3 Jan 2002	113.52	14 Dec 1995
Min value of BIO index	107.34	26 Feb 2002	100.46	5 July 1995

E3) NEW LISTED SECURITIES AND CHANGES IN YEAR 2002

NEW LISTED LONG - TERM SECURITIES ON LJUBLJANA STOCK EXCHANGE IN YEAR 2002

OFFICIAL MARKET

BONDS

Issuer	Trading code	Nomin. value of issue	Issue	Listing date	First trading day
Republika Slovenija	RS28	10,500,000,000 SIT	28 th issue	18 Jan 2002	25 Jan 2002
Republika Slovenija	RS29	10,278,000 EUR	29 th issue	18 Jan 2002	25 Jan 2002
Republika Slovenija	RS31	2,974,680,000 SIT	31 st issue	18 Jan 2002	25 Jan 2002
Republika Slovenija	RS32	23,865,500 EUR	32 nd issue	18 Jan 2002	25 Jan 2002
Republika Slovenija	RS34	16,910,000,000 SIT	34 th issue	20 Feb 2002	26 Feb 2002
Republika Slovenija	RS35	14,000,000,000 SIT	35 th issue	20 Mar 2002	26 Mar 2002
Republika Slovenija	RS36	3,790,000,000 SIT	36 th issue	20 Mar 2002	26 Mar 2002
Republika Slovenija	RS33	127,166,003.64 EUR	33 rd issue	2 Apr 2002	9 Apr 2002
Republika Slovenija	RS37	17,000,000,000 SIT	37 th issue	24 Apr 2002	30 Apr 2002
Republika Slovenija	RS38	18,018,600 EUR	38 th issue	24 Apr 2002	30 Apr 2002
Republika Slovenija	RS40	15,000,000,000 SIT	40 th issue	4 June 2002	7 June 2002
Republika Slovenija	RS41	12,000,000,000 SIT	41 st issue	20 June 2002	26 June 2002
Republika Slovenija	RS42	12,000,000,000 SIT	42 nd issue	17 Jul 2002	24 Jul 2002
Banka Celje	BCE6A	10,000,000 EUR	6 th issue, A series	20 Sept 2002	30 Sept 2002
Banka Celje	BCE6B	1,000,000,000 SIT	6 th issue, B series	20 Sept 2002	30 Sept 2002

FREE MARKET

SHARES

Issuer	Trading code	Type of share	Listing date	First trading day
Jata Emona	JAMR	common	10 Jan 2002	15 Jan 2002
Lesnina	MILG	common	16 Jan 2002	25 Jan 2002
KS 4 nalozbe	K4NR	common	23 Apr 2002	25 Apr 2002
JMP KLIMAT	KLLG	common	23 Apr 2002	26 Apr 2002
Krona holding	KRHR	common	6 May 2002	9 May 2002
Aktiva fin	ATFR	common	28 May 2002	31 May 2002
Pljujske pekarnice in slaščičarne	PPSG	common	7 Aug 2002	12 Aug 2002
Infond holding	IFFR	common	18 Sept 2002	23 Sept 2002

BONDS

Issuer	Trading code	Nominal value of issue	Issue	Listing date	First trading day
Probanka	PRB5	7,850,000 EUR	5 th issue	22 Apr 2002	26 Apr 2002
NAMA	NAL1	953,975,000 SIT	1 st issue	2 Aug 2002	8 Aug 2002

Close-end funds

Issuer	Trading code	Type of share	Listing date	First trading day
Infond ID	IFIR	common	18 Sept 2002	23 Sept 2002

Authorised investment funds

Issuer	Trading code	Type of share	Listing date	First trading day
PID Vipa Invest	VION	common	22 Jan 2002	29 Jan 2002
KS - SKLAD 4	K4SR	common	23 Apr 2002	25 Apr 2002
ATENA PID	ATPR	common	11 Jun 2002	17 Jun 2002
INFOND PID	IFPR	common	18 Sept 2002	23 Sept 2002

DELISTED LONG - TERM SECURITIES IN YEAR 2002

OFFICIAL MARKET

SHARES

Issuer	Trading code	Type of share	Delisting date
SKB banka	SKBB	common	27 June 2002
BTC	BTC	common	27 Sept 2002

FREE MARKET

SHARES

Issuer	Trading code	Type of share	Delisting date
Emona Krmila	EMKG	common	11 Jan 2002
Jata Reja	JRDG	common	11 Jan 2002
Totra Plastika	TOPG	common	14 Jan 2002
PPC Gorenjski sejem	GSKG	common	18 Mar 2002
Veletrgovina Potrošnik	POMG	common	18 Mar 2002
Bohor	BFUG	common	19 Apr 2002
Alpdom	ALDG	common	5 Jul 2002
AVANT HOLDING	AVHR	common	13 Aug 2002
CERTIUS HOLDING	CERR	common	13 Aug 2002
AKTIVA FIN	ATFR	common	13 Aug 2002
AKTIVA AVANT FINANČNA DRUŽBA	AAFR	common	13 Aug 2002
Kovintehna Celje	KCEG	common	2 Sept 2002
Kovintehna Celje	KCEU	preferred	2 Sept 2002
Novolit Nova vas	NNVG	common	2 Sept 2002
Potrošnik Celje	POCG	common	6 Sept 2002
KD Investments	KDZ	common	18 Sept 2002
CM Celje	CEMG	common	27 Sept 2002

CLOSE-END FUNDS

Issuer	Trading code	Type of share	Delisting date
INFOND ZLAT	IZON	common	23 Sept 2002

AUTHORISED INVESTMENT FUNDS

Issuer	Trading code	Type of share	Delisting date
Vipa Invest Nanos	VNON	common	15 Jan 2002
Vipa Invest Soča	VSON	common	15 Jan 2002
Arkada dva	AR2N	common	8 Mar 2002
Arkada tri	AR3N	common	8 Mar 2002
KS - SKLAD 4	KS4N	common	23 Apr 2002
Krona krona	KRON	common	6 May 2002
Atena 1. Sklad	AT1N	common	29 May 2002

EXTENDED LISTING OF LONG - TERM SECURITIES IN YEAR 2002

OFFICIAL MARKET

SHARES

Issuer	Trading code	Type of share	Number of shares before extension	Number of shares after extension	Extension date
Salus	SALR	common	124,970	134,980	27 June 2002
Intereuropa	IEKG	common	7,210,700	7,902,413	19 Jul 2002
Lek	LEKB	preferred	139,142	139,312	24 Sept 2002
Terme čatež	TCRG	common	449,981	674,971	12 Sept 2002

BONDS

Issuer	Trading code	Issue	Number of bonds before extension	Number of bonds after extension	Extension date
Republika Slovenija	RS27	27 th issue	409,150	1,700,000	16 Jan 2002
Republika Slovenija	RS29	29 th issue	102,780	328,037	18 Feb 2002
Republika Slovenija	RS29	29 th issue	328,037	550,000	4 June 2002
Republika Slovenija	RS36	36 th issue	379,000	1,200,000	19 June 2002
Republika Slovenija	RS38	38 th issue	180,186	502,495	15 Jul 2002

FREE MARKET

SHARES

Issuer	Trading code	Type of share	Number of shares before extension	Number of shares after extension	Extension date
Hidrotehnika	VHLG	common	330,034	384,472	27 Aug 2002

AUTHORISED INVESTMENT FUNDS

Issuer	Trading code	Type of share	Number of shares before extension	Number of shares after extension	Extension date
Arkada ena	AR1N	common	30,210,725	66,406,092	8 Mar 2002

EXPIRED BONDS IN YEAR 2002

Issuer	Trading code	Issue	Market	Last trading day
LB SB Velenje	BV01	1 st issue	official market	25 Jan 2002
Factor banka	FB01E	1 st issue	official market	31 Mar 2002
Republika Slovenija 12. Izdaja	RS12	12 th issue	official market	22 May 2002
Banka Koper	BKP2	2 nd issue	free market	24 May 2002
Nova ljubljanska banka	NLB1	1 st issue	official market	27 May 2002
Nova ljubljanska banka	NLB2E	2 nd issue	official market	27 May 2002
Občina Šmarje pri Jelšah	OSMOE	1 st issue	free market	27 Aug 2002
Abanka	AB01E	1 st issue	free market	25 Sept 2002

F) LIST OF SECURITIES - SEPTEMBER 2002

F1) OFFICIAL MARKET (1)

CORPORATE BONDS

	Issuer	Trading code	First trading day	Nominal value of issue traded	Coupon interest rate	Maturity	Sector
1	ABANKA	AB03	14 June 1999	7 EURm	5% p.a.	1998-2005	banking
2	ABANKA	AB04	27 Dec 2000	10 EURm	6.25% p.a.	2000-2007	banking
3	ABANKA	AB05	26 Sept 2001	10 EURm	6% p.a.	2001-2006	banking
4	BANKA CELJE	BCE3	6 Mar 2000	10 EURm	6% p.a.	1999-2005	banking
5	BANKA CELJE	BCE4	9 Feb 2001	10 EURm	6% p.a.	2000-2006	banking
6	BANKA CELJE	BCE5	19 Dec 2001	10 EURm	6% p.a.	2001-2007	banking
7	BANKA CELJE	BCE6A	30 Sept 2002	10 EURm	5.6% p.a.	2002-2008	banking
8	BANKA CELJE	BCE6B	30 Sept 2002	10,000 SITm	4.9% p.a.	2000-2005	banking
9	BLAGOVNO TRGOVINSKI CENTER	BTC1E	24 Feb 1997	17,383,924.96 EUR	10.5% p.a.	1996-2008	retail, wholesale and real estate trade
10	LB BANKA ZASAVJE	BZ02E	14 Jan 1997	4,601,626.93 EUR	7.5% p.a.	1996-2004	banking
11	KREKOVA BANKA	KRB2E	14 Apr 1998	3,579,043.17 EUR	7% p.a.	1997-2002	banking
12	BANKA VIPA	VP02E	25 Oct 1995	2,045,167.52 EUR	10% p.a.	1995-2005	banking
13	BANKA VIPA	VIP3E	13 Nov 1996	2,556,459.41 EUR	7.5% p.a.	1996-2006	banking
14	BANKA VIPA	VIP4E	3 Dec 1997	2,045,167.52 EUR	7% p.a.	1997-2007	banking
15	BANKA VIPA	VIP5	24 Dec 1998	2 EURm	6% p.a.	1998-2008	banking
16	BANKA VIPA	VIP6	6 Mar 2000	2 EURm	5.5% p.a.	1999-2009	banking
17	BANKA VIPA	VIP7	19 July 2001	2 EURm	6.2% p.a.	2001-2010	banking
18	DOLENJSKA BANKA	DB01	21 Dec 1998	900 SITm	7% p.a. + TOM	1997-2002	banking
19	DOLENJSKA BANKA	DB02E	18 Dec 1998	4,475,849.13 EUR	6.8% p.a.	1997-2002	banking
20	HOTELI BERNARDIN	HTB1E	28 June 1999	10,225,837.62 EUR	8.5% p.a.	1999-2009	hotel and restaurant activities
21	NFD	NI01	21 Dec 1999	2,171.84 SITm	5.5% p.a. + TOM	1999-2006	investment consulting
22	NOVA KBM	KBM1E	5 Oct 1998	7,669,378.22 EUR	6% p.a.	1998-2003	banking
23	NOVA KBM	KBM2	14 Nov 2000	9 EURm	5.9% p.a.	2000-2006	banking
24	NOVA KBM	KBM3	14 Nov 2001	2,000 SITm	5.8% p.a. + TOM	2001-2006	banking
25	NOVA KBM	KBM4	14 Nov 2001	9 EURm	6% p.a.	2001-2006	banking
26	NOVA LJUBLJANSKA BANKA	NLB3	18 July 2000	4,000 SITm	5.25% p.a. + TOM	2000-2005	banking
27	NOVA LJUBLJANSKA BANKA	NLB4	18 July 2000	5 EURm	5.65% p.a.	2000-2005	banking
28	NOVA LJUBLJANSKA BANKA	NLB5	27 Sept 2001	12 mio EUR	5.8% p.a.	2000-2005	banking
29	PROBANKA	PRB1	15 July 1996	800 SITm	6% p.a. + TOM	1995-2003	banking
30	PROBANKA	PRB2E	3 Nov 1997	3,067,751.29	8% p.a.	1995-2003	banking
31	SKB BANKA	SKB3E	14 Mar 1997	17,895,215.84 EUR	7.5% p.a.	1996-2003	banking
32	SKB BANKA	SKB4A	30 Dec 1999	3,818.2 SITm	5.25% p.a. + TOM	1999-2005	banking
33	SKB BANKA	SKB4B	30 Dec 1999	5,909 EURm	5.25% p.a.	1999-2006	banking
34	STANOVANJSKI SKLAD RS	SSR1E	4 July 1996	4,083,023.58 EUR	6% p.a.	1995-2010	national mortgage agency
35	STANOVANJSKI SKLAD RS	SSR2	30 June 1998	2,000 SITm	7.2% p.a. + TOM	1998-2008	national mortgage agency
36	SLOVENSKA ZADRUŽNA KMETIJSKA BANKA	ZBK1E	10 July 1995	2,556,459.41 EUR	10% p.a.	1994-2004	banking
37	SLOVENSKA ZADRUŽNA KMETIJSKA BANKA	SZB3	15 Mar 2000	2,000 SITm	5.3% p.a. + TOM	1999-2005	banking

MUNICIPAL and GOVERNMENT BONDS

	Issuer	Trading code	First trading day	Nominal value of issue traded	Coupon interest rate	Maturity	Sector
1	REPUBLIC OF SLOVENIA	RS04E	6 Aug 1998	136,803,812.19 EUR	8% p.a.	1996-2022	government bond
2	REPUBLIC OF SLOVENIA	RS08E	24 Nov 1993	49,356,539.17 EUR	5% p.a.	1993-2003	government bond
3	REPUBLIC OF SLOVENIA	RS10	14 June 1999	52,189.61 SITm	4.5% p.a. + TOM	1997-2007	government bond
4	REPUBLIC OF SLOVENIA	RS13E	14 June 1999	54,555,355.02 EUR	5.55% p.a.	1998-2008	government bond
5	REPUBLIC OF SLOVENIA	RS14	29 Feb 2000	6,304 SITm	4% p.a. + TOM	1999-2003	government bond
6	REPUBLIC OF SLOVENIA	RSE	29 Feb 2000	8,981.3 SITm	5.1% p.a. + TOM	1995-2002	government bond
7	REPUBLIC OF SLOVENIA	RSH	29 Feb 2000	4,790.2 SITm	5.55% p.a. + TOM	1995-2005	government bond
8	REPUBLIC OF SLOVENIA	RSI	23 Jan 1997	8,981.3 SITm	5.7% p.a. + TOM	1995-2006	government bond
9	REPUBLIC OF SLOVENIA	RS16	15 Mar 2000	6,000 SITm	4.2% p.a. + TOM	2000-2003	government bond
10	REPUBLIC OF SLOVENIA	RS17	15 Mar 2000	9,000 SITm	4.7% p.a. + TOM	2000-2005	government bond
11	REPUBLIC OF SLOVENIA	RS18	15 May 2000	50 EURm	6% p.a.	2000-2010	government bond
12	REPUBLIC OF SLOVENIA	RS19	18 Aug 2000	6,000 SITm	4.2% p.a. + TOM	2000-2003	government bond
13	REPUBLIC OF SLOVENIA	RS20	12 Dec 2000	6,000 SITm	4.2% p.a. + TOM	2000-2003	government bond
14	REPUBLIC OF SLOVENIA	RS22	22 Feb 2001	8,000 SITm	4.7% p.a. + TOM	2001-2006	government bond
15	REPUBLIC OF SLOVENIA	RS23	20 Feb 2001	40 EURm	6% p.a.	2001-2011	government bond
16	REPUBLIC OF SLOVENIA	RS24	22 Mar 2001	1,100 SITm	4.2% p.a. + TOM	2001-2004	government bond
17	REPUBLIC OF SLOVENIA	RS25	3 May 2001	8,000 SITm	4.7% p.a. + TOM	2001-2006	government bond
18	REPUBLIC OF SLOVENIA	RS26	14 June 2001	50 EURm	5.375% p.a.	2001-2011	government bond
19	REPUBLIC OF SLOVENIA	RS27	20 Dec 2001	17,000 SITm	4.7% p.a. + TOM	2001-2006	government bond
20	REPUBLIC OF SLOVENIA	RS28	25 Jan 2002	10,500 SITm	4.2% p.a. + TOM	2002-2005	government bond
21	REPUBLIC OF SLOVENIA	RS29	25 Jan 2002	55 EURm	5.375% p.a.	2002-2012	government bond
22	REPUBLIC OF SLOVENIA	RS31	25 Jan 2002	2,974.68 SITm	4.7% p.a. + TOM	2002-2007	government bond
23	REPUBLIC OF SLOVENIA	RS32	25 Jan 2002	23,8655 EURm	5.375% p.a.	2002-2012	government bond
24	REPUBLIC OF SLOVENIA	RS33	9 Apr 2002	127.166 EURm	8% p.a.	2002-2022	government bond
25	REPUBLIC OF SLOVENIA	RS34	26 Feb 2002	16,910 SITm	4.2% p.a. + TOM	2002-2007	government bond
26	REPUBLIC OF SLOVENIA	RS35	26 Mar 2002	14,000 SITm	9% p.a.	2002-2007	government bond
27	REPUBLIC OF SLOVENIA	RS36	26 Mar 2002	12,000 SITm	7.5% p.a.	2002-2005	government bond
28	REPUBLIC OF SLOVENIA	RS37	30 Apr 2002	17,000 SITm	4% p.a. + TOM	2002-2007	government bond
29	REPUBLIC OF SLOVENIA	RS38	30 Apr 2002	50 EURm	5.63% p.a.	2002-2017	government bond
30	REPUBLIC OF SLOVENIA	RS40	7 June 2002	15,000 SITm	3.9% p.a. + TOM	2002-2007	government bond
31	REPUBLIC OF SLOVENIA	RS41	26 June 2002	12,000 SIT m	3.9% p.a. + TOM	2002-2007	government bond
32	REPUBLIC OF SLOVENIA	RS42	24 Jul 2002	12,000 SIT m	9% p.a.	2002-2005	government bond
33	SLOVENSKA RAZVOJNA DRUŽBA	SKR1E	3 July 1995	25,564,594.06 EUR	5% p.a.	1993-2003	development fund of Republic Slovenia

TOM (abbreviation for: "temeljna obrestna mera" - base interest rate) - indexation factor, calculated as twelve month average of monthly consumer price index

F1) OFFICIAL MARKET (2)

COMMON SHARES

	Issuer	Trading code	First trading day	Nominal value of issue listed	Number of shares traded	Isin code	Sector
1	AERODROM LJUBLJANA	AELG	8 Oct 1997	1,936.229 SITm	1,936,229	SI0031103276	airport services
2	BANKA KOPER	BKP	14 Mar 2000	5,313.59 SITm	531,359	SI 002110547 1	banking
3	COMET ZREČE	CHZG	2 Nov 1998	1,700.688 SITm	1,700,688	SI0031104407	grinding wheels and other non-metals production
4	DELO LJUBLJANA	DELR	13 Jan 1999	667.464 SITm	667,464	SI 003110445 6	publishing
5	DELO PRODAJA	DPRG	12 Feb 2001	593.549 SITm	593,549	SI0031107079	trade
6	DROGA PORTOROŽ	DRPG	12 June 1996	2,827.68 SITm	282,768	SI0031100256	food processing industry
7	EMONA OBALA KOPER	EOKG	7 Jan 1998	1,741.456 SITm	1,741,456	SI0031102682	commerce
8	ETOL CELJE	ETOG	21 Feb 1997	2,745.76 SITm	274,576	SI0031101338	essential oils and fragrances production
9	GEODETSKI ZAVOD SLOVENIJE	GZRG	8 Jan 2001	379.820 SITm	379,820	SI0031110339	surveying and cartography
10	GORENJE VELENJE	GRVG	10 Nov 2000 official market (2 June 1998 free market)	12,200 SITm	12,200,000	SI0031104076	household appliances
11	GRADBENO PODJETJE GROSUPLJE	GPG	23 Dec 1994	19,941.1 SITm	199,411	SI0031100728	construction industry
12	INTEREUROPA KOPER	IEKG	12 Jan 1998	7,902.413 SITm	7,902,413	SI0031100090	retail trade
13	ISTRABENZ KOPER	ITBG	16 June 1997	5,180 SITm	5,180,000	SI0031102070	holding companies management
14	KOMPAS MTS	MTSG	8 Dec 2000	3,526.714 SITm	3,526,714	SI0031103706	catering service, border-crossing and tourist services
15	KOLINSKA LJUBLJANA	KOLR	8 Jan 1996	3,166.992 SITm	3,166,992	SI0031100058	food processing industry, domestic market food and non food products
16	KOLONIALE VELETRGOVINA MARIBOR	KLMG	30 July 1999	650.516 SITm	650,516	SI 003110515 6	wholesale
17	KRKA TOVARNA ZDRAVIL NOVO MESTO	KRKG	4 Nov 1997	14,170.448 SITm	3,542,612	SI0031102120	pharmaceutical & chemical industry
18	LEK LJUBLJANA	LEKA	11 Sep 1996	10,743.738 SITm	1,790,623	SI0031100645	pharmaceuticals
19	LUKA KOPER	LKPG	20 Nov 1996	7,140 SITm	7,140,000	SI0031101346	transport
20	MERCATOR LJUBLJANA	MELR	22 Dec 1997	32,085.04 SITm	3,208,504	SI0031100082	commerce industry, agriculture
21	MERKUR KRANJ	MER	30 Nov 1998	91,258.5 SITm	912,585	SI0031104639	wholesale and retail trade
22	MLINOTEST AJDOVŠČINA	MAJG	3 Apr 2000	2,389.177 SITm	2,389,177	SI 003110820 0	food processing industry
23	NIKA BREŽICE	NIKA	23 June 1992	479.688 SITm	479,688	SI0031100793	financial consultancy and services
24	PETROL LJUBLJANA	PETG	5 May 1997	12,517.806 SITm	2,086,301	SI 003110215 3	crude-oil and gas trade
25	PIVOVARNA LAŠKO	PILR	1 Feb 2000	6,363.405 SITm	6,363,405	SI 003110741 8	brewery
26	PIVOVARNA UNION	PULG	6 Mar 2000	4,511.14 SITm	451,114	SI 003110907 5	brewery and soft drinks
27	RADENSKA RADENCI	RARG	3 Apr 1997	5,061.856 SITm	5,061,856	SI 003110230 2	health resort
28	SALUS LJUBLJANA	SALS	16 Jan 1992	134.98 SITm	134,980	SI 003110568 5	full-line pharmaceutical wholesale
29	SAVA KRANJ	SAVA	6 Jan 2000	17,209.87 SITm	1,720,987	SI 003110845 7	chemicals
30	TEHNOUNION LJUBLJANA	TEHG	26 Nov 1998	840.05 SITm	84,005	SI 003110002 5	sales agent and marketing of motor vehicles
31	TERME ČATEŽ	TCRG	26 Aug 1993	4,049.826 SITm	674,971	SI 003110063 7	health resort
32	ZDRAVILIŠČE MORAVSKE TOPLICE	ZMTG	25 Sep 1997	2,861.843 SITm	2,861,843	SI 003110325 0	health resort
33	ŽVILA KRANJ	ZKNG	15 May 2000	3,199.97 SITm	319,997	SI 003110678 2	trade and catering industry
34	ŽITO LJUBLJANA	ZTOG	20 Mar 2000	3,487.65 SITm	348,765	SI 003110844 0	flour, bread, pasta and sweets production

PREFERRED SHARES

	Issuer	Trading code	First trading day	Nominal value of issue listed	Number of shares traded	Isin code	Sector
1	LEK LJUBLJANA	LEKB	6 May 1999	835.872 SITm	139,312	SI 003120027 0	pharmaceuticals
2	PROBANKA MARIBOR	PRBP	30 Mar 1993	400 SITm	400,000	SI 002120040 5	banking
3	VIPA BANKA	VPPP	28 June 1994	350 SITm	17,500	SI 002120031 4	banking

F2) FREE MARKET (1)

CORPORATE BONDS

	Issuer	Trading code	First trading day	Nominal value of issue traded	Interest rate	Maturity	Sector
1	AUTOCOMMERCE LJUBLJANA	ACL1E	15 Dec 1997	11,401,808.95 EUR	8% p.a.	1997-2006	foreign and domestic trade, service and production
2	BANKA KOPER	BKP3	5 Jan 2000	5 EURm	5% p.a.	1999-2004	banking
3	BANKA KOPER	BKP4	21 Dec 2000	2,000 SITm	6% p.a. + TOM	2000-2005	banking
4	KD INVESTMENTS	KD01E	24 July 1996	4,090,335.05 EUR	10% p.a.	1996-2006	investment
5	NAMA	NAL1	8 Aug 2002	953,795,000 SIT	7% p.a. + EUR	2002-2008	trade
6	PROBANKA	PRB4	15 Mar 2000	5 EURm	5.5% p.a.	1999-2007	banking
7	PROBANKA	PRB5	26 Apr 2002	7.85 EURm	6.25% p.a.	2001-2006	banking
8	UBK BANKA*	UBKKE	5 Jan 1995	3,067,751.29 EUR	8.5% floating rate	1994-2004	banking
9	BANKA VIPA	VP01E	5 Jan 1995	1,022,583.76 EUR	10% p.a.	1994-2004	banking
10	POTEZA	BDP2	13 Dec 1999	1.5 EURm	7.5% p.a.	1999-2004	brokerage house
11	SI.MOBIL	SM01E	24 Sep 1999	2,556,459.41 EUR	6% p.a.	1999-2006	telecommunication
12	SIP STROJNA OPREMA	SIP1AE	19 June 2000	3,323,397.23 EUR	6% p.a.	1999-2009	production of tractors and other agricultural, forestry and cultivation machinery
13	SIP STROJNA OPREMA	SIP1BE	19 June 2000	1,763,956.99 EUR	6% p.a.	1999-2009	production of tractors and other agricultural, forestry and cultivation machinery

* floating interest rate calculated as an average annual interest rate of long-term government bonds denominated in DEM

MUNICIPAL and GOVERNMENT BONDS

	Issuer	Trading code	First trading day	Nominal value of issue traded	Coupon interest rate	Maturity	Sector
1	SLOVENSKA ODŠKODNINSKA DRUŽBA	SOSZE	7 Apr 1997	357,910,000 EUR	6% p.a.	1996-2004	meeting commitments deriving from denationalisation process
2	STANOVANJSKI SKLAD RS	SSR3	8 May 2001	2,000 SITm	6.1% p.a.+ TOM	2001-2011	national mortgage agency

TOM (abbreviation for: "temeljna obrestna mera" - base interest rate) - indexation factor calculated as twelve month average of monthly consumer price index

F2) FREE MARKET (2)

COMMON SHARES

	Issuer	Trading code	First trading day	Nominal value of issue listed	Number of shares traded	Isin code	Sector
1	AGROKOMBINAT MARIBOR	AKMG	24 Sep 1999	403.808 SITm	403,808	SI 003110433 2	retail, fooder production for livestock, meat and milk products, granary services
2	ALPDOM RADOVLJICA	ALDG	7 Apr 2000	47.816 SITm	47,816	SI 003110938 0	real estate and residence management and sale, business engineering
3	ALPETOUR POTOVALNA AGENCIJA ŠKOFJA LOKA	APAG	2 Aug 2000	526.084 SITm	263,042	SI003110989 3	passengers transportat
4	AVTO CELJE	AVCG	4 Feb 1997	418.077 SITm	418,077	SI003110211 2	car sale and repair services
5	AVTOPREVOZNIŠTVO IN SERVISI VELENJE	ASVG	1 Sep 1997	308.696 SITm	308,696	SI003110315 1	transport company
6	BELINKA HOLDING LJUBLJANA	BELG	19 Oct 2000	2,702.532 SITm	2,702,532	SI 003110216 1	holding companies management
7	CAPITA LJUBLJANA	CAP1	5 Sep 1997	582.021 SITm	582,021	SI002110003 5	holding companies management
8	CEMENTARNA TRBOVLJE	CTRG	29 May 2000	1.766 SITm	176,600	SI 003110962 0	cement production
9	CETIS CELJE	CETG	10 Mar 1997	2.400 SITm	200,000	SI003110084 3	paper industry and graphics
10	CINKARNA CELJE	CICG	6 Mar 1998	4.874.862 SITm	812,477	SI003110380 5	metallurgic and chemical industry
11	COLOR MEDVODE	COMG	15 Jan 1998	1.607.402 SITm	803,701	SI003110360 7	resin, colours and varnish industry
12	CREINA KRANJ	CRKG	21 Feb 2000	194.376 SITm	48,594	SI 003110915 8	production and wholesale of agricultural and industrial machines and gadgats
13	DADAS MARIBOR	DAD	16 Sep 1997	125.28 SITm	31,320	SI003110076 9	financial consultancy and services
14	DANA MIRNA	DMRG	7 June 1999	356.128 SITm	356,128	SI 003110520 6	secondary industry of fruit processing and production of alcohol and non-alcohol drinks
15	DOM SMREKA	DSMG	21 Sep 1999	406.199 SITm	406,199	SI 003110725 1	retail of construction material, heating and wood
16	DRAVINJSKI DOM SLOVENSKE KONJICE	DSKG	19 May 2000	216.56 SITm	216,560	SI 003110958 8	wholesale and retail of food and non-food products
17	DZS LJUBLJANA	DZS	12 May 1999	1,429.368 SITm	1,429,368	SI 003110527 1	publishing and trading
18	EGOLEŠ ŠKOFJA LOKA	GKRG	17 Sep 1999	258.3 SITm	258,300	SI 003110714 5	forest management and sale of wood products
19	ELMO LJUBLJANA	IELG	22 Feb 2001	708 SITm	708,000	SI003111026 3	electrical installations
20	FRUCTAL AJDOVŠČINA	FRAG	6 Jan 1998	2,504.151 SITm	2,504,151	SI003110359 9	food-processing industry
21	GEA COLLEGE LJUBLJANA	GEAR	5 Jan 1995	147.885 SITm	147,885	SI003110080 1	consulting
22	GEA TOVARNA OLJA SLOV.BISTRICA	GSBG	30 June 1996	660.348 SITm	660,348	SI003110129 6	oil - producing industry
23	GRAD PRESTRANEK	GDPR	1 Feb 2000	345.88 SITm	43,235	SI 003110898 6	revitalisation and renewal of the Prestranek estate; catering and tourist activities; horse breeding
24	GRADIS GP LJUBLJANA	GLJG	12 July 1999	609.5 SITm	304,750	SI 003110393 8	construction
25	GRAND HOTEL UNION LJUBLJANA	GHUG	5 Jan 2000	1,814.613 SITm	1,814,613	SI 003110865 5	hotel industry
26	GORENJSKI TISK KRANJ	GTKG	19 Sep 1996	960.176 SITm	960,176	SI 003110119 7	graphics services
27	GORIŠKE OPEKARNE RENČE	GORG	8 Mar 1999	392.725 SITm	392,725	SI003110499 3	production of different clay brick products
28	GOZDNO GOSPODARSTVO BLEĐ	GGBG	27 Dec 1999	611.9 SITm	611,900	SI 003110737 6	forest management
29	GOZDNO GOSPODARSTVO POSTOJNA	GZPG	30 June 1999	489.52 SITm	489,520	SI 003110571 9	forest management and sale of wood products
30	HELIOS DOMŽALE	HDPG	19 Sep 1996	2,198.61 SITm	219,861	SI003110114 8	intermediary on fuel, mine sector
31	HIDROTEHNIK LJUBLJANA	VHLG	5 July 1999	384.472 SITm	384,472	SI 003110551 1	building industry and protection against flood damage
32	HIPOTEKARNA BANKA BREŽICE	HBR	14 Dec 1998	600 SITm	300,000	SI002110074 6	banking
33	HOTELI PALACE PORTOROŽ	PALG	7 Oct 1997	2,346.102 SITm	2,346,102	SI003110330 0	hotel industry
34	IMP ČRPALKE	ICRG	9 Sep 1998	333.034 SITm	333,034	SI003110434 0	production of pumps
35	INFOND HOLDING	IFFR	23 Sept 2002	16.833.414 SITm	16,833,414	SI 002111076 0	holding companies management
36	INLES RIBNICA	IHPG	8 Oct 1999	1,111.050 SITm	555,525	SI 003110745 9	production of furniture
37	INTARA LJUBLJANA	INTR	5 Jan 1995	101 SITm	101,000	SI003110114 8	brokerage house
38	INTEGRAL JESENICE	INJG	14 Sep 1999	243.784 SITm	243,784	SI 003110708 7	merchandise and passenger transport, motor vehicle service and repairs
39	INTERTRADE ITA LJUBLJANA	INRG	20 Oct 1997	695.31 SITm	69,531	SI003110333 4	mechanical engineering representative
40	INTERTRADE ITS LJUBLJANA	ITSG	24 Apr 1998	1.260 SITm	1,260,000	SI003110394 6	information and computer service
41	INTES MARIBOR	IMTG	9 Mar 2000	549.982 SITm	549,982	SI 003110920 8	cereal processing and production of farinaceous food
42	IMP KLIMAT	KLLG	26 Apr 2002	353.9 SITm	353,900	SI 003111114 7	production of air conditioning equipment
43	JADRAN SEŽANA	JASG	23 Sep 1996	226.334 SITm	226,334	SI003110154 4	commerce industry
44	JATA LJUBLJANA	JMLG	23 Sep 1996	1,196.02 SITm	119,602	SI003110153 6	production and processing of poultry meat
45	JATA EMONA	JAMR	15 Jan 2002	3,197.534 SITm	3,197,534	SI003111109 7	production and retailing of poultry meat
46	JAVOR PIVKA	JPIG	13 Nov 2000	1,194.7 SITm	1,194,700	SI003110910 9	production of plywood, bound and layer wood, fibre and other slabs
47	JELEN SLOVENSKE KONJICE	JESG	29 Nov 1999	50.849 SITm	50,849	SI 003110430 8	restaurant & hotel capacities
48	JUTEKS ŽALEC	JTKG	2 Nov 1999	641.432 SITm	641,432	SI 003110786 3	carpet production on various linings
49	KEMA PUCONCI	KEPG	17 Dec 1998	217.346 SITm	217,346	SI 003110420 9	production of special buildingmaterials
50	KLASJE CELJE	KLKG	2 July 1999	734.716 SITm	734,716	SI 003110548 7	bread, pastries and sweets production
51	KMETIJSKI KOMBINAT PTUJ	KMPG	27 Oct 1998	2,531.109 SITm	2,531,109	SI003110456 3	agriculture and meat products
52	KD HOLDING	KDHR	5 Feb 2001	7,399.752 SITm	924,969	SI003111046 1	holding companies management
53	KOMPAS HOTELI KRANJSKA GORA	KHKG	31 May 1996	1.627 SITm	162,700	SI003110052 0	tourism, hotel industry
54	KRONA HOLDING	KRRH	9 May 2002	1,287.121 SITm	1,287,121	SI002111124 8	holding companies management
55	KS-1 NALOŽBE	KSNR	10 Aug 2001	592.97 SITm	592,970	SI002111089 3	holding companies management
56	KS - 4 NALOŽBE	K4NR	25 Apr 2002	209.673 SITm	209,673	SI 002111094 3	holding companies management
57	KOŠAKI TMI MARIBOR	TKMG	11 Oct 1999	432.36 SITm	43,236	SI 003110424 1	secondary meat industry and production of meat products
58	KRUH PECIVO MARIBOR	KPEG	2 July 1997	555.934 SITm	555,934	SI003110295 5	bread and pastries production
59	LESNINA EMMI SLOV.BISTRICA	LSBG	8 May 1996	684.037 SITm	684,037	SI003110035 5	aluminium and wood production
60	LESNINA	MILG	12 Jan 2002	2,906.81 SITm	76,495	SI003111116 2	wholesale and retail of furniture

F2) FREE MARKET (3)

COMMON SHARES

	Issuer	Trading code	First trading day	Nominal value of issue listed	Number of shares traded	Isin code	Sector
61	LIP BLEED	LLBG	12 Jan 2000	2,155.899 SITm	2,155,899	SI 003110871 3	wood manufacturing
62	LIV POSTOJNA	LIVG	16 Nov 1999	1,616 SITm	161,600	SI 003110796 2	production of vacuum cleaners, plastic tubes and fittings, bicycles, hydraulic elevators and concrete mixers
63	LIZ INŽENIRING LJUBLJANA	LIZG	11 Mar 1999	188.677 SITm	188,677	SI 003110371 4	consulting and engineering in object construction
64	MARINA PORTOROŽ	MAPG	19 Sep 1996	627.864 SITm	313,932	SI0031100587	nautical and hotel industry
65	OLJARICA KRANJ	MOKG	27 Jan 1999	704.04 SITm	70,404	SI 003110201 3	production of cooking oil
66	MEDALJON MARIBOR	MEDR	12 Oct 1999	1,734 SITm	1,734,000	SI 003110691 5	management of holding companies, business operations of own real estate and renting own real estate
67	MEDVEŠEK PUŠNIK LJUBLJANA	MPL	12 Dec 1997	160 SITm	80,000	SI0021103245	financial consulting
68	MELAMIN KOČEVJE	MKOG	23 Sep 1996	466.489 SITm	466,489	SI003110201	chemical industry
69	MERCATA HOLDING	MEHR	30 Jan 2001	2,898.918 SITm	2,898,918	SI0031110065	holding companies management
70	MERCATA 1 HOLDING	MHLR	30 Jan 2001	2,693.249 SITm	2,693,249	SI0031110073	holding companies management
71	MESNA INDUSTRIJA PRIMORSKE	MIPG	19 June 2000	1,478.742 SITm	1,478,742	SI 003110969 5	meat processing industry, wholesale and retail trade with provisions
72	MITOL SEŽANA	MISG	15 May 1997	770.509 SITm	770,509	SI0031102716	production and sale of adhesive substances and resinous compound
73	MLADINSKA KNJIGA TISKARNA LJUBLJANA	MKTG	11 Oct 1999	1,039.54 SITm	103,954	SI 003110094 2	printing, publishing, retail and wholesale
74	MURALES LJUTOMER	MULG	2 Mar 2001	322.045 SITm	322,045	SI0031107780	production of wood furniture
75	MLAJ ZADOBROVA	MTZG	20 June 2001	67.062 SITm	67,062	SI0031110479	wood manufacturing
76	NAMA LJUBLJANA	NALG	20 Dec 1999	2,861.31 SITm	2,861,310	SI 003110269 0	retail trade and renting of business premises
77	NIKO ŽELEZNIKI	NKPG	17 Sep 1999	358.75 SITm	35,875	SI 0031110717 8	office material, industrial paper-clips, electromagnets and other metal mechanisms production
78	PINUS RAČE	PIRG	13 June 1996	1,482.03 SITm	148,203	SI 003110037 1	chemical industry
79	PLAMA PUR	POPG	6 Dec 1999	686.798 SITm	686,798	SI 003110822 6	production and refashioning of poliuretanic (plastic) foams
80	POM-INVEST	POIR	19 Oct 2001	2,241.983 SITm	2,241,983	SI 002111098 4	holding companies management
81	PULSAR HOLDING	PLHR	13 Aug 2001	939.319 SITm	939,319	SI 002111090 1	holding companies management
82	RAZVOJNA DRUŽBA LJUBLJANA	RDRO	5 Jan 1995	219.48 SITm	21,948	SI 003110075 1	consulting
83	RTC KRVAVEC	RKRG	17 Oct 1997	411.468 SITm	205,734	SI 003110328 4	transport of passengers, goods and various loads
84	RUDIS TRBOVLJE	RUTG	13 Sep 1996	516.996 SITm	516,996	SI 003110090 0	construction industry
85	SATURNUS AVTOOPREMA LJUBLJANA	SAAG	14 Apr 1997	966.122 SITm	483,061	SI 003110254 2	motorvehicles light equipment industry
86	SATURNUS EMBALAŽA LJUBLJANA	SELG	3 Nov 1997	840.64 SITm	84,064	SI 003110338 3	production of package
87	SAVINJA MOZIRJE	MSMG	21 Sep 1999	105.78 SITm	105,780	SI 003110685 7	retail of food and non-food provisions
88	SIJAJ HRASTNIK	SIHG	7 Oct 1999	268.8 SITm	26,880	SI 003110742 6	production of decorative lights and metal products
89	KD GROUP	SKDR	21 Dec 2000	372.872 SITm	186,436	SI 003111016 4	holding companies management
90	SLOVENIJALES LJUBLJANA	SLLG	8 May 1996	3,037.77 SITm	303,777	SI 003110040 5	commerce, engineering, representation
91	SVILA MARIBOR	SVMG	17 Jan 1997	1,263.478 SITm	1,263,478	SI 003110209 6	textile industry
92	SVILANIT KAMNIK	SKAG	14 Apr 1997	816.974 SITm	408,487	SI 003110245 0	textile industry
93	TEKSTINA AJDOVŠČINA	TEAG	12 Feb 1997	1,127.293 SITm	1,127,293	SI 03110221 1	textile industry
94	TOPLICE DOBRNA	ZDDG	5 July 1999	682.01 SITm	682,010	SI 03110539 6	medical services, tourist and hotel trade
95	TOSAMA DOMŽALE	TODG	13 Sep 1996	2,956.7 SITm	295,670	SI 003110136 1	sanitary material production
96	TOVARNA SLADKORJA ORMOŽ	TSOR	12 Apr 1996	4,971.63 SITm	497,163	SI 003110020 7	sugar production
97	TUS KO-SI SLOVENJ GRADEC	TUKG	9 Mar 2000	229.456 SITm	229,456	SI 003110924 0	production of non-woven materials
98	TUB SWATY MARIBOR	TUBG	30 Dec 1997	1,155.76 SITm	288,940	SI 003110344 1	production and trade of knife grinders
99	UNITAS LJUBLJANA	USLG	26 Nov 1998	145.115 SITm	145,115	SI 003110467 0	production of sanitary, water and gas fittings
100	UPIMO GROUP LJUBLJANA	UPGR	9 July 19997	215 SITm	215,000	SI 002110266 8	counseling services on trading and marketing and financial engineering
101	VALKARTON LOGATEC	VLOG	26 Jun 1997	852.097 SITm	852,097	SI 003110231 0	cardboard production
102	ZASAVSKI RAČUNSKI CENTER TRBOVLJE	ZRCG	27 Dec 1999	43.466 SITm	43,466	SI 003110856 4	consultancy engineering, electronic data processing, sale of software products
103	ZDRAVILIŠČE ROGAŠKA	RGS	11 Feb 1999	891.864 SITm	891,864	SI 003110489 4	health resort
104	ŽR - MONTER DRAVOGRAD	ZMDG	17 Sep 1999	275.835 SITm	275,835	SI 003110696 4	management of investment portfolios of subsidiaries

PREFERRED SHARES

	Issuer	Trading code	First trading day	Nominal value of issue listed	Number of shares traded	Isin code	Sector
1	HIPOTEKARNA BANKA BREŽICE	HBP	14 Dec 1998	159 SITm	79,500	SI0021200074	banking
2	KD HOLDING	KDHP	18 July 2001	2,131.304 SITm	266,413	SI0031200502	holding companies management
3	PRIMOFIN MARIBOR	PFNP	22 Sep 1997	500 SITm	10,000	SI0031200106	financial consultancy
4	ZDRAVILIŠČE ROGAŠKA	RGP	11 Feb 1999	55.636 SITm	27,818	SI0031200288	health resort

F2) FREE MARKET (4)

CLOSED-END FUNDS

	Issuer	Trading code	First trading day	Nominal value of issue listed	Number of shares traded	Isin code	Sector
1	ID KMEČKA DRUŽBA	KDIN	9 Feb 2001	9,204.61 SITm	92,046,145	SI 002111023 2	investment fund
2	INFOND ID	IFIR	23 Sept 2002	8,132.314 SITm	8,132,314	SI 002111078 6	investment fund
3	NACIONALNA FINANČNA DRUŽBA 1	NF1N	26 Oct 1998	15,833.01 SITm	160,580,300	SI 0021106008	investment fund
4	TRIGLAV STEBER I	TG1N	2 Nov 1998	14,545.89 SITm	147,487,470	SI 002110610 7	investment fund

AUTHORISED CLOSED-END FUNDS

	Issuer	Trading code	First trading day	Nominal value of issue listed	Number of shares traded	Isin code	Sector
1	ATENA PID	ATPR	17 June 2002	13,561.22 SITm		SI 002111093 5	authorised investment fund
2	PID AKTIVA AVANT I LJUBLJANA	AAPR	22 Aug 2001	2,952 SITm	29,520,040	SI 002111063 8	authorised investment fund
3	ARKADA ENA LJUBLJANA	AR1N	14 Dec 1998	6,640.61 SITm	66,406,092	SI 002110579 4	authorised investment fund
4	CAPINVEST 2 LJUBLJANA	CAPN	24 Dec 1998	587.69 SITm	5,876,900	SI 002110622 2	authorised investment fund
5	INFOND PID	IFPR	23 Sept 2002	8,764.1964 SITm	87,641,964	SI 002111077 8	authorised investment fund
6	KS - sklad 2	KS2N	2 Aug 1998	4,429.32 SITm	44,293,242	SI 002110621 4	authorised investment fund
7	KS - SKLAD 4	K4SR	25 Apr 2002	4,163.38 SITm	41,633,800	SI 002111095 0	authorised investment fund
8	KRONA SENIOR	SN0N	8 Dec 1998	7,317.04 SITm	73,170,428	SI 002110590 1	authorised investment fund
9	MAKSIMA 1 LJUBLJANA	MX1N	16 Nov 1998	21,664.62 SITm	216,646,243	SI 002110593 5	authorised investment fund
10	MERCATA LJUBLJANA	MR0N	31 Aug 1998	2,892.39 SITm	28,923,982	SI 002110598 4	authorised investment fund
11	MERCATA 1 LJUBLJANA	MR1N	31 Aug 1998	2,682.12 SITm	26,821,153	SI 002110599 2	authorised investment fund
12	MODRA LINIJA KOPER	ML0N	7 Apr 1998	5,298.67 SITm	52,986,743	SI 002110596 8	authorised investment fund
13	NACIONALNA FINANČNA DRUŽBA 2	NF2N	2 July 1999	29,137.97 SITm	291,379,659	SI 002110601 6	authorised investment fund
14	NIKA PID	NK0N	24 Apr 1998	3,257.47 SITm	32,574,698	SI 002110602 4	authorised investment fund
15	NIKA PID 1	NK1N	24 Apr 1998	3,091.11 SITm	30,911,102	SI 002110603 2	authorised investment fund
16	NIKA PID 2	NK2N	24 Apr 1998	1,255.59 SITm	12,555,868	SI 002110604 0	authorised investment fund
17	PID KMEČKA DRUŽBA	KDPN	9 Feb 2001	9,591.36 SITm	95,913,558	SI 002111023 2	authorised investment fund
18	PLOD LJUBLJANA	PD0N	24 Sep 1999	1,047.80 SITm	10,478,017	SI 002110605 7	authorised investment fund
19	POMURSKA INV.DRUŽBA 1	PM1N	9 Nov 1998	3,592.39 SITm	35,923,940	SI 002110606 5	authorised investment fund
20	POOBLAŠČENA POMURSKA INV. DRUŽBA	PPIR	26 Oct 2001	2,296.74 SITm	22,967,400	SI 002111099 2	authorised investment fund
21	SETEV LJUBLJANA	ST1N	24 Sep 1999	1,540.54 SITm	15,405,373	SI 002110609 9	authorised investment fund
22	TRDNJAVA VELENJE	TR0N	14 June 1999	2,593.28 SITm	25,932,762	SI 002110612 3	authorised investment fund
23	TRDNJAVA I VELENJE	TR1N	5 July 1999	891.79 SITm	8,917,902	SI 002110613 1	authorised investment fund
24	TRGATEV LJUBLJANA	GT0N	24 Sep 1999	1,758.58 SITm	17,585,800	SI 002110619 8	authorised investment fund
25	TRIGLAV STEBER II	TG2N	14 June 1999	19,541.26 SITm	195,412,551	SI 002110611 5	authorised investment fund
26	VIPA INVEST	VI0N	29 Jan 2002	10,426.81 SITm	104,268,115	SI 002111121 4	authorised investment fund
27	VIZIJA DPB NOVO MESTO	VZ0N	29 June 1998	4,407.46 SITm	44,074,632	SI 002110616 4	authorised investment fund
28	ZLATA MONETA I MARIBOR	ZM1N	31 Mar 1999	6,638.43 SITm	68,297,800	SI 002110617 2	authorised investment fund
29	ZLATA MONETA II MARIBOR	ZM2N	31 Mar 1999	8,233.38 SITm	82,333,757	SI 002110618 0	authorised investment fund
30	ZVON DVA MARIBOR	ZV2N	7 June 1999	14,122.47 SITm	141,224,712	SI 002110592 7	authorised investment fund
31	ZVON ENA MARIBOR	ZV1N	7 Dec 1998	13,461.31 SITm	137,974,360	SI 002110591 9	authorised investment fund

PENSION COUPONS

	Issuer	Trading code	First trading day	Nominal value of issue listed	Number of shares traded	Isin code	Sector
1	PENSION COUPONS	PBON	1 Oct 1999	13,735.15 SITm	137,351,538	SI 002990032 9	creating supplementary pension means and invalid insurance