



# MONTHLY STATISTICS LJUBLJANA STOCK EXCHANGE

December and Year 2002

Year VIII, No. 12/02

## TURNOVER

Market	Turnover (in EURm)		Volume in pieces		Number of bargains	
	December	Year 2002	December	Year 2002	December	Year 2002
<b>Official market</b>	<b>181.70</b>	<b>1,423.95</b>	<b>4,429,730</b>	<b>27,175,700</b>	<b>11,463</b>	<b>146,013</b>
Shares	101.29	1,050.04	2,291,889	19,934,471	7,819	137,119
Bonds	80.41	373.91	2,137,841	7,241,229	3,644	8,894
<b>Free market</b>	<b>88.08</b>	<b>698.66</b>	<b>121,881,060</b>	<b>1,105,893,440</b>	<b>48,396</b>	<b>306,792</b>
Shares	27.88	180.63	3,212,285	19,934,471	4,371	47,402
Bonds	14.57	113.85	287,813	3,400,104	563	6,638
Closed-end funds	13.18	92.35	16,801,380	99,284,631	4,374	23,360
Authorised closed-end funds	23.06	285.95	68,426,640	887,317,032	12,380	160,598
Pension coupons	7.54	22.99	33,105,984	95,886,664	26,701	68,785
<b>Short-term securities</b>	<b>1.86</b>	<b>2.88</b>	<b>46,958</b>	<b>70,538</b>	<b>7</b>	<b>9</b>
<b>Total</b>	<b>269.78</b>	<b>2,122.61</b>	<b>126,310,790</b>	<b>1,133,069,140</b>	<b>59,859</b>	<b>452,805</b>

## NOMINAL RETURN

STOCK EXCHANGE INDICES	Nominal return in December 2002	Nominal return in Year 2002
Slovenian stock exchange index (SBI 20)	-3.47%	55.24%
Nonweighted slovenian stock exchange index (SBI 20NT)	-2.30%	54.76%
Free market index (IPT)	-1.01%	49.26%
Investment fund index (PIX)	-7.26%	71.90%
Bond index (BIO)	1.09%	1.57%

INDUSTRIAL SECTOR INDICES	Nominal return in December 2002	Nominal return in Year 2002
Food and beverages	-0.58%	35.76%
Chemicals	-0.37%	81.00%
Oil and gas	-4.74%	68.90%
Transport	-3.48%	33.11%
Trade	-3.15%	37.06%

## MARKET SIZE

Market	Market capitalisation (in EURm)	Number of securities	Number of issuers
<b>Official market</b>	<b>6,746.63</b>	<b>109</b>	<b>50</b>
Shares	4,389.57	36	35
Bonds	2,357.06	73	15
<b>Free market</b>	<b>2,697.39</b>	<b>156</b>	<b>148</b>
Shares	966.63	103	100
Bonds	643.27	19	14
Closed-end funds	408.91	4	4
Authorised closed-end funds	650.12	29	29
Pension coupons	28.45	1	1
<b>Total</b>	<b>9,444.02</b>	<b>265</b>	<b>198</b>
<b>Short-term securities</b>	-	<b>10</b>	<b>1</b>





ISSUER

Ljubljana Stock Exchange Inc.  
Slovenska 56  
1000 Ljubljana

INFORMATIONS

E-mail:	info@ljse.si
Phone:	386 1 47-10-211 386 1 47-10-205
Contact persons:	Nataša Žabkar, Ksenija Zver

STATISTICS ON WEB:

[http://www.ljse.si/StrAng/Trading/Menu/tr\\_dpl.htm](http://www.ljse.si/StrAng/Trading/Menu/tr_dpl.htm)

**Top Five Official Market**  
\$ 8.2007

Ticker	Value	Change
LJBLJ	467.728.217	
SIK10	303.568.777	
SIK20	108.087.408	
PET10	63.018.048	
SIK15	48.471.660	

**Market in open** - \$ 40.2007 - 10:48

Ticker	Value	Change	High	Low
SIK20	1.278.02	-12,7%	6,42	6,42
PET	2.501,14	15,9%	8,87	8,87
SIK1	2.481,17	-6,3%	8,23	8,23

**News**

- August 26, 2007, Ljubljanska borza d.d., Ljubljana  
New Records of Ljubljana Stock Exchange
- August 27, 2007, Ljubljanska borza d.d., Ljubljana  
Revolving Credit Facility

---

---

# INDEX

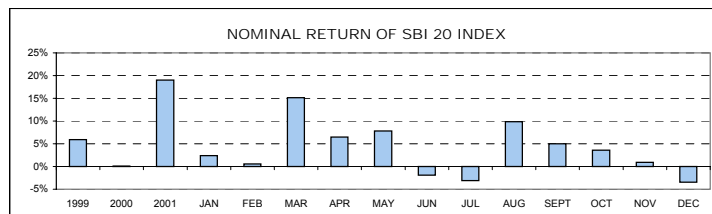
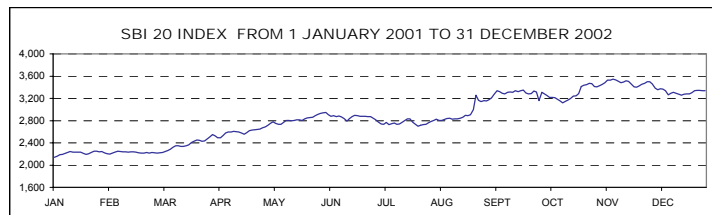
---

	Page
A) STOCK EXCHANGE INDICES	1
<b>A1) Values, yields and movements of Stock Exchange Indices</b>	1
<b>A2) Index compositions</b>	4
B) NUMBER OF ISSUERS, TRADED SECURITIES AND MEMBERS	6
C) TURNOVER	7
<b>C1) Monthly turnover by securities on official market</b>	7
<b>C2) Monthly turnover by securities on free market</b>	9
<b>C3) Turnover by securities on official market in Year 2002</b>	14
<b>C4) Turnover by securities on free market in Year 2002</b>	16
<b>C5) Most traded securities in December 2002</b>	21
<b>C6) Most traded securities in Year 2002</b>	22
<b>C7) Turnover by LJSE members in December 2002</b>	23
<b>C8) Turnover by LJSE members in Year 2002</b>	24
<b>C5) Turnover in Years 2001 and 2002</b>	25
D) MARKET CAPITALISATION	28
<b>D1) Market capitalisation of shares</b>	29
<b>D2) Market capitalisation of bonds</b>	32
<b>D3) Market capitalisation of investment funds</b>	34
<b>D4) Market capitalisation of pension coupons</b>	34
E) OTHER	35
<b>E1) Indicators (shares on official market)</b>	35
<b>E2) Ownership and net inflow of foreign portfolio investments</b>	36
<b>E3) Record values</b>	37
<b>E4) New listed securities and changes in Year 2002</b>	38
F) LIST OF SECURITIES	41
<b>F1) Official market</b>	41
<b>F2) Free market</b>	43

## A) STOCK EXCHANGE INDICES

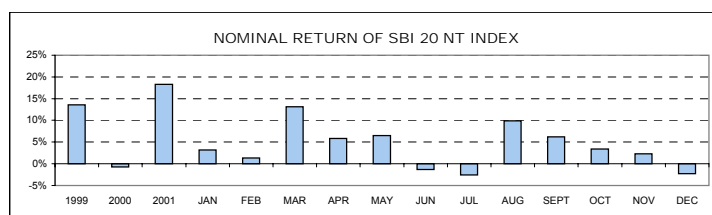
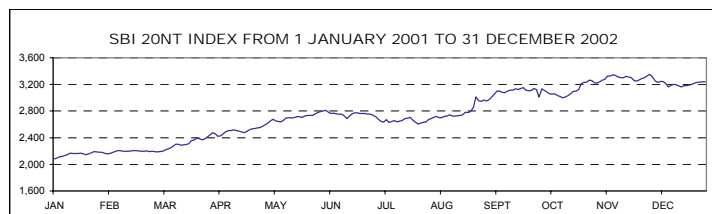
### SBI 20 - SLOVENE STOCK EXCHANGE INDEX

Year	Max	Date	Min	Date	Close	Nominal return
1994	1,598.03	28 June 1994	1,131.23	21 Oct 1994	1,396.81	39.68%
1995	1,590.17	9 Nov 1995	1,016.99	13 July 1995	1,448.75	3.72%
1996	1,589.18	13 Mar 1996	891.93	10 Sept 1996	1,183.26	-18.33%
1997	1,655.36	10 Feb 1997	1,156.14	6 Jan 1997	1,404.70	18.71%
1998	2,026.47	10 Aug 1998	1,378.49	6 Jan 1998	1,705.77	21.43%
1999	1,981.87	19 Feb 1999	1,679.48	5 Jan 1999	1,806.26	5.89%
2000	1,903.66	24 Jan 2000	1,584.23	25 May 2000	1,807.94	0.09%
2001	2,159.35	19 Dec 2001	1,700.24	25 Apr 2001	2,151.59	19.01%
Year 2002	Max	Date	Min	Date	Close	Nominal return
January	2,251.87	24 Jan 2002	2,140.80	3 Jan 2002	2,202.96	2.39%
February	2,250.00	6 Feb 2002	2,197.68	1 Feb 2002	2,214.80	0.54%
March	2,550.55	29 Mar 2002	2,220.76	1 Mar 2002	2,550.55	15.16%
April	2,715.65	30 Apr 2002	2,492.27	4 Apr 2002	2,715.65	6.47%
May	2,927.11	31 May 2002	2,732.05	9 May 2002	2,927.11	7.79%
June	2,949.52	4 June 2002	2,792.31	14 June 2002	2,871.81	-1.89%
July	2,845.60	1 July 2002	2,699.82	24 July 2002	2,783.30	-3.08%
August	3,256.70	26 Aug 2002	2,800.03	5 Aug 2002	3,153.99	13.32%
September	3,351.19	19 Sept 2002	3,161.29	27 Sept 2002	3,311.70	5.00%
October	3,472.06	24 Oct 2002	3,119.20	10 Oct 2002	3,429.93	3.57%
November	3,547.64	8 Nov 2002	3,402.27	21 Nov 2002	3,460.35	0.89%
December	3,344.82	2 Dec 2002	3,260.32	16 Dec 2002	3,340.20	-3.47%



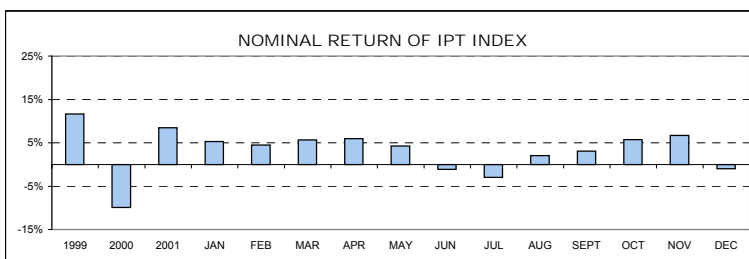
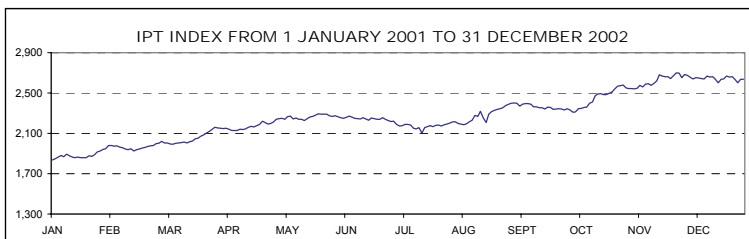
### SBI 20NT - NON-WEIGHTED SLOVENE STOCK EXCHANGE INDEX

Year	Max	Date	Min	Date	Close	Nominal return
1998	1,706.07	10 Aug 1998	1,437.30	30 June 1998	1,568.87	n.a.
1999	1,871.02	8 Sept 1999	1,548.95	5 Jan 1999	1,782.03	13.59%
2000	1,841.63	25 Jan 2000	1,585.48	25 May 2000	1,769.15	-0.72%
2001	2,096.75	27 Dec 2001	1,661.96	9 May 2001	2,092.66	18.29%
Year 2001	Max	Date	Min	Date	Close	Nominal return
January	2,191.90	24 Jan 2002	2,082.58	3 Jan 2002	2,159.19	3.18%
February	2,207.69	15 Feb 2002	2,160.71	1 Feb 2002	2,188.24	1.35%
March	2,475.76	29 Mar 2002	2,193.11	1 Mar 2002	2,475.76	13.14%
April	2,620.90	30 Apr 2002	2,422.94	3 Apr 2002	2,620.90	5.86%
May	2,790.75	31 May 2002	2,638.73	10 May 2002	2,790.75	6.48%
June	2,812.53	4 June 2002	2,685.68	14 June 2002	2,755.00	-1.28%
July	2,735.45	1 Jul 2002	2,606.39	24 Jul 2002	2,684.34	-2.56%
August	3,014.59	26 Aug 2002	2,698.95	6 Aug 2002	2,949.78	9.89%
September	3,154.72	19 Sept 2002	2,971.65	2 Sept 2002	3,133.13	6.22%
October	3,261.78	24 Oct 2002	2,996.86	10 Oct 2002	3,240.72	3.43%
November	3,350.05	28 Nov 2002	3,249.96	21 Nov 2002	3,314.70	2.28%
December	3,253.97	2 Dec 2002	3,161.25	9 Dec 2002	3,238.51	-2.30%



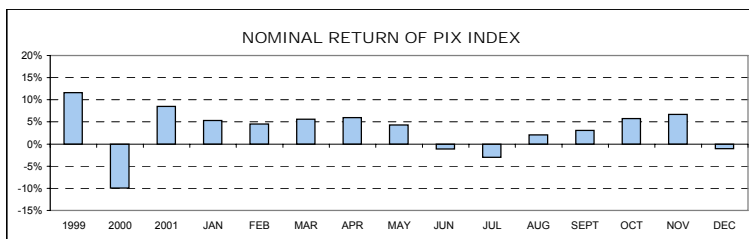
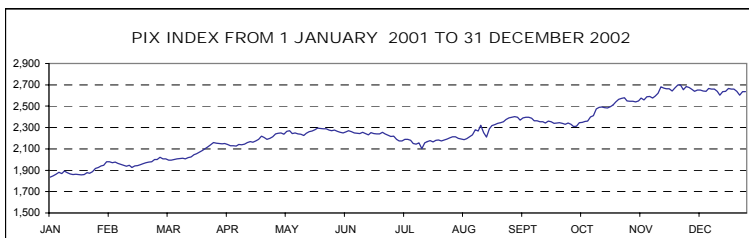
### IPT - FREE MARKET INDEX

Year	Max	Date	Min	Date	Close	Nominal return
1998	1,795.31	11 Aug 1998	1,318.83	1 July 1998	1,618.99	n.a.
1999	1,806.98	30 Dec 1999	1,504.61	3 Aug 1999	1,806.98	11.61%
2000	1,772.76	24 Jan 2000	1,469.64	26 Oct 2000	1,627.44	-9.94%
2001	1,769.69	14 Dec 2001	1,415.06	23 May 2001	1,765.60	8.49%
Year 2001	Max	Date	Min	Date	Close	Nominal return
January	1,892.35	22 Jan 2002	1,753.43	8 Jan 2002	1,859.61	5.32%
February	1,980.90	14 Feb 2002	1,872.99	4 Feb 2002	1,943.48	4.51%
March	2,053.15	29 Mar 2002	1,953.70	1 Mar 2002	2,053.15	5.64%
April	2,175.30	30 Apr 2002	2,071.00	2 Apr 2002	2,175.30	5.95%
May	2,271.69	21 May 2002	2,190.34	6 May 2002	2,268.57	4.29%
June	2,293.04	4 June 2002	2,243.41	28 June 2002	2,243.41	-1.11%
July	2,255.49	8 Jul 2002	2,103.66	26 Jul 2002	2,176.10	-3.00%
August	2,320.48	27 Aug 2002	2,166.76	1 Aug 2002	2,289.28	5.20%
September	2,401.69	12 Sept 2002	2,316.99	2 Sept 2002	2,359.23	3.06%
October	2,495.38	30 Oct 2002	2,308.65	11 Oct 2002	2,495.38	5.77%
November	2,682.18	27 Nov 2002	2,509.94	4 Nov 2002	2,662.34	6.69%
December	2,667.66	4 Dec 2002	2,602.19	27 Dec 2002	2,635.36	-1.01%



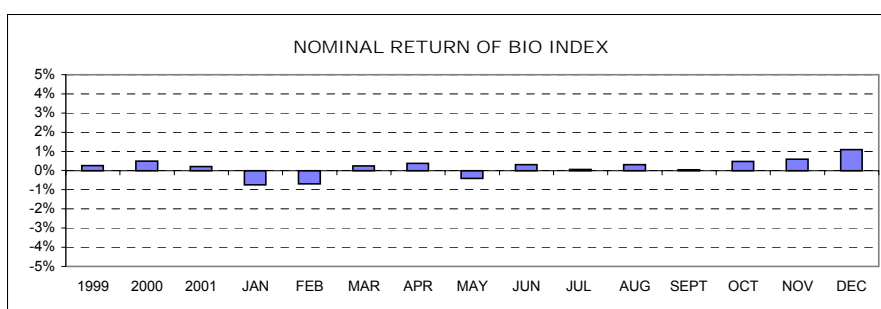
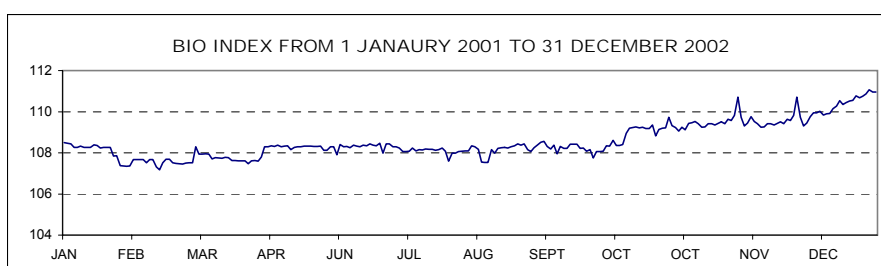
### PIX - AUTHORISED INVESTMENT FUNDS INDEX

Year	Max	Date	Min	Date	Close	Nominal return
1999	1,633.77	8 Sep 1999	965.15	5 Jan 1999	1,483.50	48.35%
2000	1,572.13	17 Jan 2000	1,097.07	25 May 2000	1,520.79	2.51%
2001	1,588.02	28 Dec 2001	1,328.44	23 May 2001	1,588.02	4.42%
Year 2001	Max	Date	Min	Date	Close	Nominal return
January	1,644.33	21 Jan 2002	1,551.00	3 Jan 2002	1,630.72	2.69%
February	1,773.32	19 Feb 2002	1,636.69	1 Feb 2002	1,751.32	7.40%
March	1,939.44	29 Mar 2002	1,755.84	1 Mar 2002	1,939.44	10.74%
April	2,329.56	30 Apr 2002	1,907.18	4 Apr 2002	2,329.56	20.12%
May	2,479.30	7 May 2002	2,378.88	23 May 2002	2,421.87	3.96%
June	2,428.96	3 June 2002	2,248.30	14 June 2002	2,309.88	-4.62%
July	2,281.69	1 Jul 2002	2,163.67	24 Jul 2002	2,218.70	-3.95%
August	2,576.91	26 Aug 2002	2,197.83	6 Aug 2002	2,454.68	10.64%
September	2,558.34	5 Sept 2002	2,410.11	27 Sept 2002	2,509.92	2.25%
October	2,722.75	24 Oct 2002	2,392.32	10 Oct 2002	2,663.41	6.12%
November	3,013.05	27 Nov 2002	2,673.80	4 Nov 2002	2,943.34	10.51%
December	2,833.28	5 Dec 2002	2,719.00	27 Dec 2002	2,729.73	-7.26%



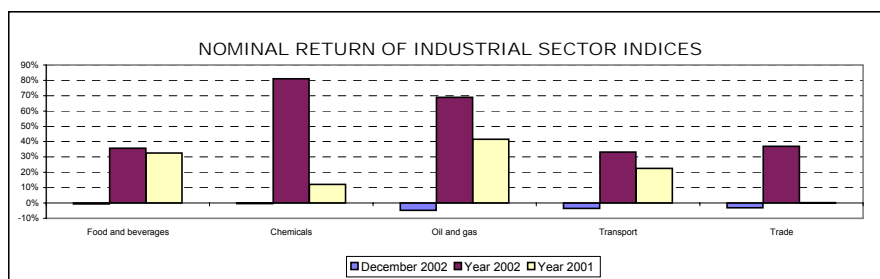
## BIO - STOCK EXCHANGE BOND INDEX

Year	Max	Date	Min	Date	Close	Nominal return
1995	113.52	14 Dec 1995	100.46	5 July 1995	111.68	11.68%
1996	111.96	8 Jan 1996	106.61	28 June 1996	107.89	-3.39%
1997	110.97	8 Apr 1997	104.90	29 Jan 1997	107.31	-0.54%
1998	108.22	30 Dec 1998	101.68	25 May 1998	108.22	0.85%
1999	110.52	4 Feb 1999	104.53	16 Aug 1999	108.50	0.26%
2000	109.63	15 Dec 2000	103.96	9 June 2000	109.03	0.49%
2001	110.08	17 Sept 2001	107.81	21 Mar 2001	109.25	0.20%
Year 2001	Max	Date	Min	Date	Close	Nominal return
January	109.03	3 Jan 2002	108.33	21 Jan 2002	108.43	-0.75%
February	108.39	12 Feb 2002	107.34	26 Feb 2002	107.68	-0.69%
March	108.29	27 Mar 2002	107.17	12 Mar 2002	107.94	0.24%
April	108.34	30 Apr 2002	107.47	19 Apr 2002	108.34	0.37%
May	108.37	7 May 2002	107.90	31 May 2002	107.90	-0.41%
June	108.47	19 June 2002	107.98	20 June 2002	108.23	0.31%
July	108.34	30 Jul 2002	107.60	19 Jul 2002	108.29	0.06%
August	108.56	30 Aug 2002	107.54	6 Aug 2002	108.56	0.25%
September	108.61	30 Sept 2002	107.75	20 Sept 2002	108.61	0.05%
October	109.73	23 Oct 2002	108.36	1 Oct 2002	109.12	0.47%
November	110.71	25 Nov 2002	109.24	8 Nov 2002	109.76	0.59%
December	111.06	27 Dec 2002	109.83	5 Dec 2002	110.96	1.09%



## INDUSTRIAL SECTOR INDICES

SECTOR	Value as of 31 Dec 2002	Nominal return		
		December 2002	Year 2002	Year 2001
Food and beverages	2,953.08	-0.58%	35.76%	32.61%
Chemicals	3,389.71	-0.37%	81.00%	12.14%
Oil and gas	4,357.13	-4.74%	68.90%	41.48%
Transport	2,718.55	-3.48%	33.11%	22.52%
Trade	2,429.22	-3.15%	37.06%	0.32%



## A2) INDEX COMPOSITIONS

COMPOSITION OF SLOVENIAN STOCK EXCHANGE INDEX - SBI 20  
ON 31 DECEMBER 2002 \*

Issuer	Trading code	Base value	Adjusted number of shares	Adjusted share
KRKA	KRKG	30,026.12 SIT	1,430,026	10.00%
PETROL	PETG	22,251.50 SIT	1,576,363	10.00%
MERCATOR	MELR	4,520.37 SIT	2,375,867	10.00%
GORENJE	GRVG	2,157.29 SIT	12,200,000	8.93%
PIVOVARNA LAŠKO	PILR	6,199.69 SIT	8,747,652	8.77%
SAVA	SAVA	16,791.89 SIT	1,720,987	7.25%
INTEREUROPA	IEKG	4,919.17 SIT	7,902,413	6.84%
ISTRABENZ	ITBG	2,700.00 SIT	5,180,000	6.67%
PIVOVARNA UNION	PULG	38,707.12 SIT	451,114	6.20%
LUKA KOPER	LKPG	2,310.79 SIT	7,140,000	5.36%
DROGA PORTOROŽ	DRPG	35,873.12 SIT	282,768	3.58%
MERKUR	MER	18,003.70 SIT	912,585	3.49%
KOLINSKA	KOLR	2,260.16 SIT	3,166,992	2.94%
DELO	DELR	17,000.10 SIT	667,464	2.37%
SALUS	SALR	79,998.90 SIT	134,980	1.81%
ŽITO	ZTOG	18,007.22 SIT	348,765	1.65%
ETOL	ETOG	31,847.00 SIT	274,576	1.41%
TERME 3000	ZMTG	2,133.52 SIT	2,861,843	1.03%
ŽIVILA KRANJ	ZKNG	16,750.00 SIT	319,997	0.87%
KOMPAS MTS	MTSG	1,650.81 SIT	3,526,714	0.83%

\* the same composition have also non-weighted Slovenian Stock Exchange Index - SBI 20NT

COMPOSITION OF FREE MARKET INDEX - IPT ON 31 DECEMBER 2002

Issuer	Trading code	Base value	Adjusted number of shares	Adjusted share
HELIOS	HDOG	34,880.00 SIT	159,779	15.00%
CINKARNA	CICG	5,000.00 SIT	639,015	15.00%
JUTEKS	JTKG	12,701.10 SIT	641,432	12.73%
INFOND HOLDING	IFFR	685.23 SIT	16,833,414	12.05%
KD HOLDING	KDHR	6,870.52 SIT	924,969	8.58%
LESNINA	MILG	107,000.00 SIT	76,495	8.56%
DZS	DZS	4,180.00 SIT	1,429,368	6.24%
TOSAMA	TODG	6,300.00 SIT	295,670	3.92%
HOTELI PALACE	PALG	1,500.00 SIT	2,346,102	3.68%
LIV POSTOJNA	LIVG	13,577.78 SIT	161,600	2.70%
SLOVENIJALES	SLLG	8,011.00 SIT	303,777	2.54%
MEDALJON	MEDR	790.15 SIT	1,734,000	2.43%
MESNA INDUSTRIJA PRIMORSKE	MIPG	1,499.00 SIT	1,478,742	2.32%
PINUS RAČE	PIRG	15,000.00 SIT	148,203	2.32%
LIP BLEĐ	LLBG	850.00 SIT	2,155,899	1.91%

COMPOSITION OF INVESTMENT FUNDS INDEX - PIX  
ON 31 DECEMBER 2002

Issuer	Trading code	Base value	Number of shares	Share
TRIGLAV STEBER 1	TG1N	70.11 SIT	147,487,470	15.10%
NFD 1	NF1N	65.42 SIT	160,580,300	14.86%
MAKSIMA 1	MX1N	38.78 SIT	216,646,243	8.72%
ZVON ENA	ZV1N	43.78 SIT	137,974,360	8.13%
INFOND ID	IFIR	1,691.31 SIT	8,132,314	6.46%
ID KD	KDIN	57.74 SIT	92,046,145	5.94%
NFD 2	NF2N	37.80 SIT	291,379,659	5.80%
ZLATA MONETA 1	ZM1N	47.12 SIT	68,297,800	5.35%
ATENA PID	ATPR	63.98 SIT	135,915,888	4.09%
TRIGLAV STEBER II	TG2N	38.64 SIT	195,412,551	4.02%
PID VIPA INVEST	VION	63.50 SIT	104,268,115	3.96%
POMURSKA INV.DRUŽBA 1	PM1N	60.20 SIT	35,923,940	3.29%
MODRA LINIJA	ML0N	54.13 SIT	52,986,743	2.70%
KRONA SENIOR	SN0N	26.93 SIT	73,170,428	2.66%
ZVON DVA	ZV2N	37.56 SIT	141,224,712	2.53%
ARKADA ENA	AR1N	59.96 SIT	66,406,092	1.69%
PID KD	KDPN	19.53 SIT	95,913,558	1.47%
VIZIJA DPB	VZ0N	43.50 SIT	44,074,632	1.35%
ZLATA MONETA II	ZM2N	37.43 SIT	82,333,757	1.31%
MERCATA	MR0N	44.60 SIT	28,923,982	0.58%

COMPOSITION OF STOCK EXCHANGE BOND INDEX - BIO  
ON 31 DECEMBER 2002

Bonds	Trading code	Base value	Share
REPUBLIKA SLOVENIJA 29 <sup>th</sup> issue	RS29	99.90	44.25%
REPUBLIKA SLOVENIJA 38 <sup>th</sup> issue	RS38	101.00	32.71%
REPUBLIKA SLOVENIJA 4 <sup>th</sup> issue	RS4E	104.62	14.94%
SLOVENSKA RAZVOJNA DRUŽBA 2 <sup>nd</sup> issue	SKR1E	99.99	8.10%

COMPOSITIONS OF INDUSTRIAL SECTOR INDICES  
ON 31 DECEMBER 2002

**Food and beverages**

Issuer	Trading code	Base value	Adjusted number of shares	Adjusted share
PIVOVARNA LAŠKO	PILR	6,199.69 SIT	1,061,592	26.99%
PIVOVARNA UNION	PULG	38,707.12 SIT	61,750	21.52%
DROGA PORTOROŽ	DRPG	35,873.12 SIT	49,663	15.95%
KOLINSKA	KOLR	2,260.16 SIT	619,901	14.58%
ŽITO	ZTOG	18,007.22 SIT	98,563	11.85%
MESNA INDUSTRIJA PRIMORSKE	MIPG	1,396.42 SIT	1,478,742	9.10%

**Chemicals**

Issuer	Trading code	Base value	Adjusted number of shares	Adjusted share
SAVA	SAVA	16,791.89 SIT	718,266	36.98%
HELIOS	HDOG	34,880.00 SIT	131,179	23.28%
CINKARNA	CICG	5,000.00 SIT	506,168	22.46%
ETOL	ETOG	17,226.92 SIT	274,576	17.27%

**Oil and gas**

Issuer	Trading code	Base value	Adjusted number of shares	Adjusted share
PETROL	PETG	22,251.50 SIT	1,466,658	58.25%
ISTRABENZ	ITBG	2,700.00 SIT	5,180,000	41.75%

**Transport**

Issuer	Trading code	Base value	Adjusted number of shares	Adjusted share
INTEREUROPA	IEKG	4,919.17 SIT	2,720,681	42.24%
LUKA KOPER	LKPG	2,310.79 SIT	2,726,242	36.70%
AERODROM	AELG	2,108.12 SIT	1,936,229	21.06%

**Trade**

Issuer	Trading code	Base value	Adjusted number of shares	Adjusted share
MERCATOR	MELR	4,520.37 SIT	614,425	38.34%
MERKUR	MER	18,003.70 SIT	268,307	15.20%
SALUS - SERIJA B	SALR	54,666.67 SIT	56,908	11.33%
ŽIVILA KRANJ	ZKNG	12,435.33 SIT	227,803	9.14%
KOMPAS MTS	MTSG	1,705.14 SIT	2,605,053	9.05%
DELO PRODAJA	DPRG	4,774.80 SIT	589,237	8.47%
EMONA OBALA KOPER	EOKG	2,628.57 SIT	1,741,456	8.46%



B) NUMBER OF ISSUERS, TRADED SECURITIES AND  
MEMBERS

	31 Dec 2000	31 Dec 2001	30 Nov 2002	31 Dec 2002
<b>NUMBER OF ISSUERS</b>	<b>225</b>	<b>221</b>	<b>199</b>	<b>198</b>
<b>Official market</b>	<b>58</b>	<b>57</b>	<b>50</b>	<b>50</b>
Shares	38	38	35	35
Bonds	20	19	15	15
<b>Free market</b>	<b>167</b>	<b>164</b>	<b>149</b>	<b>148</b>
Shares	111	113	100	100
Bonds	11	12	13	14
Closed-end funds	-	-	4	4
Authorised closed-end funds	44	38	31	29
Pension coupons	1	1	1	1
	31 Dec 2000	31 Dec 2001	30 Nov 2002	31 Dec 2002
<b>NUMBER OF SECURITIES</b>	<b>267</b>	<b>271</b>	<b>263</b>	<b>265</b>
<b>Official market</b>	<b>94</b>	<b>100</b>	<b>107</b>	<b>109</b>
Shares	40	39	36	36
Bonds	54	61	71	73
<b>Free market</b>	<b>173</b>	<b>171</b>	<b>156</b>	<b>156</b>
Shares	114	117	103	103
Bonds	14	15	17	19
Closed-end funds	-	-	4	4
Authorised closed-end funds	44	38	31	29
Pension coupons	1	1	1	1
<b>Short term securities</b>	<b>8</b>	<b>10</b>	<b>10</b>	<b>10</b>
	31 Dec 2000	31 Dec 2001	30 Nov 2002	31 Dec 2002
<b>NUMBER OF MEMBERS</b>	<b>34</b>	<b>31</b>	<b>28</b>	<b>27</b>

## C) TURNOVER

### C1) TURNOVER BY SECURITIES ON OFFICIAL MARKET IN DECEMBER 2002

#### 1. Shares

Issue	Total (in SIT)	Total (in EUR)	Block trades (in SIT)	Cross trades (in SIT)	Share in total turnover on official market	Share in turnover of shares	Volume in pieces	Number of bargains
<b>Total shares</b>	<b>23,298,004,818</b>	<b>101,292,307</b>	<b>14,134,064,043</b>	<b>2,122,050,383</b>	<b>55.75%</b>	<b>100.00%</b>	<b>2,291,889</b>	<b>7,819</b>
<b>Common shares</b>	<b>23,282,699,520</b>	<b>101,225,693</b>	<b>14,134,064,043</b>	<b>2,120,391,733</b>	<b>55.72%</b>	<b>99.93%</b>	<b>2,291,416</b>	<b>7,799</b>
1 KRKA	5,571,223,254	24,216,776	3,698,830,725	237,736,095	13.33%	23.91%	132,098	1,848
2 PIVOVARNA LAŠKO	4,318,944,755	18,769,399	4,084,031,269	43,416,355	10.34%	18.54%	670,459	284
3 GORENJE	2,528,244,532	10,989,980	1,815,800,954	99,191,535	6.05%	10.85%	618,753	1,058
4 PETROL	1,970,201,652	8,569,707	796,180,800	132,496,413	4.71%	8.46%	47,247	987
5 MERCATOR	1,586,733,504	6,898,221	583,823,600	260,978,930	3.80%	6.81%	66,169	742
6 ŽVILA KRANJ	1,253,744,817	5,456,937	383,997,334	849,074,555	3.00%	5.38%	78,536	70
7 DELO	1,029,407,629	4,478,361	0	109,992,927	2.46%	4.42%	41,286	159
8 ETOL	971,406,567	4,221,082	956,990,946	6,050,824	2.32%	4.17%	27,842	29
9 INTEREUROPA	701,935,871	3,051,934	444,667,800	71,128,951	1.68%	3.01%	130,434	279
10 MERKUR	638,327,064	2,776,085	355,330,400	78,103,871	1.53%	2.74%	26,230	221
11 SAVA	504,961,201	2,195,717	384,254,697	12,926,002	1.21%	2.17%	19,993	251
12 LUKA KOPER	412,578,695	1,795,207	0	20,156,439	0.99%	1.77%	92,157	283
13 ŽITO	333,431,555	1,450,313	173,734,818	14,208,792	0.80%	1.43%	8,921	271
14 ISTRABENZ	228,966,316	995,714	140,000,000	4,593,669	0.55%	0.98%	31,242	236
15 KOLINSKA	208,609,444	907,083	68,875,000	29,899,622	0.50%	0.90%	39,740	282
16 TERME 3000	171,417,934	745,973	0	7,385,519	0.41%	0.74%	74,563	118
17 LEK	167,846,008	730,248	0	13,651,000	0.40%	0.72%	1,972	120
18 TERME ČATEŽ	139,715,855	607,642	0	5,343,273	0.33%	0.60%	5,138	76
19 SALUS	122,018,646	530,347	103,902,400	5,620,000	0.29%	0.52%	1,314	27
20 MLINOTEST	107,443,654	467,213	99,997,500	394,113	0.26%	0.46%	54,584	26
21 EMONA OBALA KOPER	70,088,436	304,719	0	50,738,114	0.17%	0.30%	41,032	57
22 DELO PRODAJA	49,796,390	216,475	0	25,121,670	0.12%	0.21%	9,941	30
23 KOMPAS MTS	49,503,789	215,212	0	32,442,264	0.12%	0.21%	34,327	46
24 GEODETSKI ZAVOD SLOVENIJE	47,950,651	208,367	43,645,800	1,324,794	0.11%	0.21%	21,811	10
25 DROGA PORTOROŽ	46,089,687	200,423	0	2,829,110	0.11%	0.20%	540	74
26 PIVOVARNA UNION	16,423,099	71,380	0	157,007	0.04%	0.07%	204	36
27 RADENSKA	15,468,800	67,274	0	738,951	0.04%	0.07%	10,874	90
28 AERODROM	9,165,463	39,870	0	7,962	0.02%	0.04%	2,266	37
29 GRADB.PODJETJE GROŠUPLJE	3,373,200	14,667	0	1,954,960	0.01%	0.01%	588	17
30 BANKA KOPER	2,892,199	12,570	0	1,734,092	0.01%	0.01%	56	10
31 COMET	2,714,903	11,802	0	162,000	0.01%	0.01%	880	7
32 TEHNOUNION	2,021,910	8,789	0	823,004	0.00%	0.01%	161	13
33 NIKA	52,040	226	0	8,920	0.00%	0.00%	58	5
<b>Preferred shares</b>	<b>15,305,298</b>	<b>66,614</b>	<b>0</b>	<b>1,658,650</b>	<b>0.04%</b>	<b>0.07%</b>	<b>473</b>	<b>20</b>
1 LEK	13,528,602	58,890	0	935,000	0.03%	0.06%	159	14
2 PROBANKA	1,776,696	7,724	0	723,650	0.00%	0.01%	314	6
3 VIPA BANKA	0	0	0	0	0.00%	0.00%	0	0

## 2. Bonds

Issue	Total (in SIT)	Total (in EUR)	Block trades (in SIT)	Cross trades (in SIT)	Share in total turnover on official market	Share in turnover of bonds	Volume in pieces	Number of bargains
<b>Total bonds</b>	<b>18,489,948,022</b>	<b>80,408,850</b>	<b>15,278,657,531</b>	<b>1,495,387,946</b>	<b>44.25%</b>	<b>100.00%</b>	<b>2,137,841</b>	<b>3,644</b>
1 REPUBLIKA SLOVENIJA 48 <sup>th</sup> issue	3,346,765,807	14,546,342	3,181,413,224	119,036,514	8.01%	18.10%	147,933	136
2 REPUBLIKA SLOVENIJA 38 <sup>th</sup> issue	2,039,910,047	8,867,867	1,698,796,171	160,507,965	4.88%	11.03%	85,324	281
3 REPUBLIKA SLOVENIJA 27 <sup>th</sup> issue	1,970,836,020	8,570,343	1,937,812,044	2,392,076	4.72%	10.66%	182,686	79
4 REPUBLIKA SLOVENIJA 41 <sup>st</sup> issue	1,674,783,275	7,289,346	1,625,813,625	48,376,050	4.01%	9.06%	161,081	7
5 REPUBLIKA SLOVENIJA 43 <sup>rd</sup> issue	1,584,274,840	6,892,386	1,437,406,005	119,027,885	3.79%	8.57%	155,838	86
6 REPUBLIKA SLOVENIJA 35 <sup>th</sup> issue	1,022,098,900	4,445,600	864,112,900	157,986,000	2.45%	5.53%	98,470	7
7 REPUBLIKA SLOVENIJA 39 <sup>th</sup> issue	859,647,547	3,738,313	0	157,598,127	2.06%	4.65%	911,664	1,916
8 REPUBLIKA SLOVENIJA 32 <sup>nd</sup> issue	817,469,170	3,554,402	734,352,802	62,901,828	1.96%	4.42%	34,499	152
9 REPUBLIKA SLOVENIJA 37 <sup>th</sup> issue	666,217,766	2,896,299	661,570,000	4,647,766	1.59%	3.60%	65,446	15
10 REPUBLIKA SLOVENIJA 26 <sup>th</sup> issue	569,685,107	2,479,045	533,938,185	10,159,857	1.36%	3.08%	24,265	116
11 REPUBLIKA SLOVENIJA 14 <sup>th</sup> issue	503,691,302	2,192,635	490,085,180	209,802	1.21%	2.72%	48,170	67
12 ABANKA 6 <sup>th</sup> issue	489,763,238	2,130,393	116,006,681	19,828,906	1.17%	2.65%	21,093	10
13 REPUBLIKA SLOVENIJA 25 <sup>th</sup> issue	456,032,922	1,983,448	345,153,000	110,828,917	1.09%	2.47%	44,280	13
14 REPUBLIKA SLOVENIJA 33 <sup>rd</sup> issue	421,251,180	1,830,888	402,493,767	15,594,766	1.01%	2.28%	3,954	5
15 REPUBLIKA SLOVENIJA 29 <sup>th</sup> issue	209,116,614	909,818	77,745,467	58,080,924	0.50%	1.13%	8,817	336
16 REPUBLIKA SLOVENIJA 36 <sup>th</sup> issue	200,000,000	869,260	200,000,000	0	0.48%	1.08%	20,000	1
17 REPUBLIKA SLOVENIJA 21 <sup>st</sup> issue	173,996,082	756,363	142,376,576	25,404,930	0.42%	0.94%	21,091	11
18 REPUBLIKA SLOVENIJA 18 <sup>th</sup> issue	169,321,567	735,994	166,489,630	2,386,194	0.41%	0.92%	7,259	7
19 REPUBLIKA SLOVENIJA 24 <sup>th</sup> issue	160,622,507	699,079	0	159,898,307	0.38%	0.87%	15,835	86
20 REPUBLIKA SLOVENIJA 10 <sup>th</sup> issue	153,890,075	669,047	114,651,700	37,684,057	0.37%	0.83%	19,483	14
21 REPUBLIKA SLOVENIJA 16 <sup>th</sup> issue	135,700,000	590,793	135,700,000	0	0.32%	0.73%	13,570	1
22 BANKA VIPA 6 <sup>th</sup> issue	117,688,036	512,187	40,471,923	0	0.28%	0.64%	2,921	7
23 REPUBLIKA SLOVENIJA 4 <sup>th</sup> issue	115,380,513	501,916	0	14,332,232	0.28%	0.62%	1,320	73
24 REPUBLIKA SLOVENIJA 40 <sup>th</sup> issue	105,674,000	459,296	103,500,000	104,000	0.25%	0.57%	10,210	3
25 ABANKA 4 <sup>th</sup> issue	73,654,487	320,284	55,564,368	10,945,685	0.18%	0.40%	3,122	10
26 REPUBLIKA SLOVENIJA 28 <sup>th</sup> issue	59,685,474	259,561	47,855,314	11,830,160	0.14%	0.32%	5,866	4
27 BANKA VIPA 4 <sup>th</sup> issue	56,097,527	244,017	54,710,294	1,387,233	0.13%	0.30%	1,478	8
28 REPUBLIKA SLOVENIJA 17 <sup>th</sup> issue	49,837,200	216,554	49,837,200	0	0.12%	0.27%	4,886	1
29 REPUBLIKA SLOVENIJA 20 <sup>th</sup> issue	42,837,897	186,157	30,600,000	5,763,087	0.10%	0.23%	4,202	45
30 ABANKA 3 <sup>rd</sup> issue	39,678,955	172,533	30,201,475	9,477,479	0.09%	0.21%	1,734	3
31 ABANKA 5 <sup>th</sup> issue	33,491,308	145,624	0	28,172,993	0.08%	0.18%	1,449	3
32 STANOVANJSKI SKLAD 2 <sup>nd</sup> issue	31,418,749	136,735	0	31,418,749	0.08%	0.17%	307	9
33 REPUBLIKA SLOVENIJA 42 <sup>nd</sup> issue	27,633,600	120,248	0	27,633,600	0.07%	0.15%	2,763	17
34 REPUBLIKA SLOVENIJA 19 <sup>th</sup> issue	26,144,000	113,605	0	20,840,000	0.06%	0.14%	2,614	11
35 SLOVENSKA RAZVOJNA DRUŽBA	19,937,417	86,738	0	8,161,384	0.05%	0.11%	171	16
36 BANKA VIPA 5 <sup>th</sup> issue	11,857,800	51,564	0	11,857,800	0.03%	0.06%	342	7
37 BTC HIPOTEKARNE	8,680,060	37,777	0	6,012,435	0.02%	0.05%	843	8
38 REPUBLIKA SLOVENIJA 15 <sup>th</sup> issue, I series	8,027,526	34,896	0	949,979	0.02%	0.04%	42	18
39 SL ZADR. KMET. BANKA 3 <sup>rd</sup> issue	6,496,866	28,242	0	6,496,866	0.02%	0.04%	613	5
40 HOTELI BERNARDIN	6,297,655	27,369	0	6,297,655	0.02%	0.03%	57	4
41 STANOVANJSKI SKLAD RS 1 <sup>st</sup> issue	4,139,652	17,991	0	4,139,652	0.01%	0.02%	561	8
42 PROBANKA 2 <sup>nd</sup> issue	3,000,581	13,051	0	2,607,274	0.01%	0.02%	252	3
43 REPUBLIKA SLOVENIJA 22 <sup>nd</sup> issue	2,978,400	12,961	0	2,978,400	0.01%	0.02%	292	5
44 REPUBLIKA SLOVENIJA 13 <sup>th</sup> issue	2,822,237	12,272	0	2,822,237	0.01%	0.02%	24	4
45 BANKA CELJE 3 <sup>rd</sup> issue	2,346,298	10,200	0	0	0.01%	0.01%	100	1
46 BANKA VIPA 7 <sup>th</sup> issue	1,486,729	6,465	0	1,486,729	0.00%	0.01%	32	2
47 REPUBLIKA SLOVENIJA 23 <sup>rd</sup> issue	1,248,691	5,429	0	1,055,441	0.00%	0.01%	52	5
48 SKB OBVEZNICE 4 <sup>th</sup> issue, A series	1,141,890	4,962	0	934,290	0.00%	0.01%	11	4
49 REPUBLIKA SLOVENIJA 34 <sup>th</sup> issue	1,047,500	4,550	0	1,047,500	0.00%	0.01%	100	1
50 PROBANKA 1 <sup>st</sup> issue	992,558	4,317	0	992,558	0.00%	0.01%	644	2
51 NLB 2 <sup>nd</sup> issue, B series	925,332	4,020	0	925,332	0.00%	0.01%	8	1
52 NFD INVESTICIJSKO SVETOVANJE	734,907	3,193	0	734,907	0.00%	0.00%	4	1
53 BANKA ZASAVJE 2 <sup>nd</sup> issue	416,269	1,809	0	357,476	0.00%	0.00%	7	2
54 REPUBLIKA SLOVENIJA 44 <sup>th</sup> issue	370,000	1,608	0	370,000	0.00%	0.00%	37	1
55 NLB 2 <sup>nd</sup> issue, A series	259,255	1,126	0	259,255	0.00%	0.00%	2	1
56 SKB OBVEZNICE 3 <sup>rd</sup> issue	213,731	929	0	213,731	0.00%	0.00%	9	2
57 BANKA VIPA 3 <sup>rd</sup> issue	118,863	516	0	118,863	0.00%	0.00%	4	2
58 SL ZADR.KMET.BANKA	112,093	487	0	112,093	0.00%	0.00%	4	1
59 NOVA KBM 3 <sup>rd</sup> issue, A series	0	0	0	0	0.00%	0.00%	0	0
60 REPUBLIKA SLOVENIJA 15 <sup>th</sup> issue, H series	0	0	0	0	0.00%	0.00%	0	0
61 BANKA VIPA 2 <sup>nd</sup> issue	0	0	0	0	0.00%	0.00%	0	0
62 NOVA KBM 3 <sup>rd</sup> issue, B series	0	0	0	0	0.00%	0.00%	0	0
63 BANKA CELJE 4 <sup>th</sup> issue	0	0	0	0	0.00%	0.00%	0	0
64 BANKA CELJE 5 <sup>th</sup> issue	0	0	0	0	0.00%	0.00%	0	0
65 BANKA CELJE 6 <sup>th</sup> issue, A series	0	0	0	0	0.00%	0.00%	0	0
66 BANKA CELJE 6 <sup>th</sup> issue, B series	0	0	0	0	0.00%	0.00%	0	0
67 NLB 3 <sup>rd</sup> issue	0	0	0	0	0.00%	0.00%	0	0
68 NOVA KBM 1 <sup>st</sup> issue	0	0	0	0	0.00%	0.00%	0	0
69 NOVA KBM 2 <sup>nd</sup> issue	0	0	0	0	0.00%	0.00%	0	0
70 REPUBLIKA SLOVENIJA 31 <sup>st</sup> issue	0	0	0	0	0.00%	0.00%	0	0
71 REPUBLIKA SLOVENIJA 45 <sup>th</sup> issue	0	0	0	0	0.00%	0.00%	0	0
72 REPUBLIKA SLOVENIJA 8 <sup>th</sup> issue	0	0	0	0	0.00%	0.00%	0	0
73 RS08 TAX FREE BOND	0	0	0	0	0.00%	0.00%	0	0
74 SKB OBVEZNICE 4 <sup>th</sup> issue, B series	0	0	0	0	0.00%	0.00%	0	0
<b>Total official market</b>	<b>41,787,952,840</b>	<b>181,701,157</b>	<b>29,412,721,574</b>	<b>3,617,438,329</b>	<b>100.00%</b>	<b>-</b>	<b>4,429,730</b>	<b>11,463</b>

C2) TURNOVER BY SECURITIES ON FREE MARKET IN DECEMBER 2002

1. Shares (1)

Issue	Total (in SIT)	Total (in EUR)	Block trades (in SIT)	Cross trades (in SIT)	Share in total turnover on free market	Share in turnover of shares	Volume in pieces	Number of bargains
<b>Shares</b>	<b>6,410,455,131</b>	<b>27,876,601</b>	<b>1,453,463,048</b>	<b>1,801,783,134</b>	<b>31.65%</b>	<b>100.00%</b>	<b>3,212,285</b>	<b>4,371</b>
<b>Common shares</b>	<b>6,392,931,467</b>	<b>27,800,385</b>	<b>1,453,463,048</b>	<b>1,796,236,009</b>	<b>31.56%</b>	<b>99.73%</b>	<b>3,209,366</b>	<b>4,155</b>
1 HOTELI PALACE	854,384,740	3,720,377	0	852,174,790	4.22%	13.33%	503,839	30
2 JATA EMONA	666,749,203	2,897,508	43,352,304	0	3.29%	10.40%	489,885	21
3 TOSAMA	495,174,652	2,152,434	0	30,670,906	2.44%	7.72%	27,591	81
4 CETIS	362,917,842	1,578,790	356,016,000	587,002	1.79%	5.66%	16,646	23
5 INFOND HOLDING	351,820,538	1,529,429	244,444,200	25,861,378	1.74%	5.49%	480,264	1,055
6 HELIOS	328,932,100	1,430,943	82,343,500	146,137,613	1.62%	5.13%	3,599	79
7 MELAMIN	315,646,944	1,371,562	0	10,681,250	1.56%	4.92%	53,894	19
8 GORIŠKE OPEKARNE	243,967,499	1,060,453	0	7,618,499	1.20%	3.81%	81,611	8
9 KD GROUP, finančna družba	239,212,620	1,040,998	63,906,000	27,674,008	1.18%	3.73%	6,084	53
10 KRUH-PECIVO	209,201,802	910,151	69,300,000	61,326	1.03%	3.26%	100,183	10
11 GRAND HOTEL UNION	182,748,250	794,095	148,800,000	22,061,239	0.90%	2.85%	61,641	86
12 BELINKA HOLDING	145,794,110	633,615	0	141,339,490	0.72%	2.27%	41,848	18
13 PINUS RAČE	142,901,380	620,903	0	0	0.71%	2.23%	6,639	21
14 MESNA INDUSTRIJA PRIMORSKE	141,564,502	615,896	122,171,045	2,756,707	0.70%	2.21%	92,620	43
15 JUTEKS	139,288,775	605,334	85,680,000	9,577,229	0.69%	2.17%	7,170	78
16 SATURNUS EMBALAŽA	126,244,610	548,552	0	921,108	0.62%	1.97%	4,938	22
17 OLJARICA	117,219,985	509,658	0	65,770,368	0.58%	1.83%	14,035	12
18 INLES RIBNICA	94,111,801	409,354	36,451,800	4,095,893	0.46%	1.47%	180,515	24
19 JAVOR PIVKA	89,580,451	390,019	0	4,448,661	0.44%	1.40%	52,117	67
20 PULSAR HOLDING	87,849,601	381,835	0	78,533,255	0.43%	1.37%	103,607	40
21 INTARA	87,021,519	377,992	0	0	0.43%	1.36%	14,529	3
22 JADRAN	67,446,800	293,136	57,006,800	7,175,000	0.33%	1.05%	12,844	8
23 CINKARNA	66,546,893	289,489	34,656,150	7,708,638	0.33%	1.04%	2,455	54
24 COLOR	64,721,084	281,323	0	46,517,020	0.32%	1.01%	26,359	80
25 MODRA LINIJA HOLDING	59,535,925	259,092	30,938,049	18,008,947	0.29%	0.93%	67,682	341
26 LIP BLEED	55,032,728	239,390	0	33,864,740	0.27%	0.86%	64,804	47
27 ETRA 33	51,592,219	224,312	0	4,010,553	0.25%	0.80%	1,794	14
28 AGROKOMBINAT MARIBOR	51,057,103	221,869	0	46,651,122	0.25%	0.80%	49,854	40
29 POM-INVEST	47,402,070	205,939	38,575,000	4,129,767	0.23%	0.74%	171,523	213
30 TEKSTINA	46,688,559	202,987	39,822,200	914,104	0.23%	0.73%	50,845	24
31 LESNINA	44,533,293	193,647	0	2,280,000	0.22%	0.69%	461	40
32 MEDVESEK PUŠNIK	41,826,624	182,022	0	3,332,400	0.21%	0.65%	2,301	26
33 SLOVENIJALES	30,664,161	133,362	0	27,154,670	0.15%	0.48%	3,508	19
34 MEDALJON	29,250,911	127,161	0	2,132,590	0.14%	0.46%	17,640	41
35 DZS	28,260,413	122,940	0	90,002	0.14%	0.44%	6,118	27
36 KD HOLDING	26,584,573	115,615	0	8,299,180	0.13%	0.41%	3,814	340
37 KRONA HOLDING	22,751,175	99,057	0	20,143,747	0.11%	0.35%	53,948	34
38 LIV POSTOJNA	22,488,274	97,772	0	3,519,670	0.11%	0.35%	1,261	43
39 IMP KLIMAT	21,615,414	93,890	0	21,615,414	0.11%	0.34%	13,460	1
40 ALPETOUR POTOVALNA AGENCIJA	21,357,109	92,811	0	20,889,590	0.11%	0.33%	8,542	14
41 DANA	19,634,715	85,364	0	0	0.10%	0.31%	9,537	131
42 AVTOPREVOŽNIŠTVO IN SERVISI	17,987,815	78,213	0	12,378,627	0.09%	0.28%	92,954	18
43 INTERTRADE ITS	14,320,291	62,267	0	9,845,483	0.07%	0.22%	12,471	35
44 TUB SWATY	13,921,500	60,519	0	12,592,000	0.07%	0.22%	1,317	6
45 KOMPAS HOTELI KG	11,355,706	49,332	0	10,255,788	0.06%	0.18%	2,085	15
46 SVILA	11,091,991	48,289	0	10,086,346	0.05%	0.17%	123,379	20
47 LIZ INŽENIRING	10,871,507	47,266	0	9,255,370	0.05%	0.17%	7,364	25
48 AVTO CELJE	9,221,265	40,146	0	410,411	0.05%	0.14%	5,535	16
49 KEMA PUCONCI	6,639,283	28,877	0	4,280,783	0.03%	0.10%	1,553	5
50 GORENJSKI TISK	5,883,400	25,576	0	2,573,400	0.03%	0.09%	1,742	9
51 MITOL	5,316,950	23,125	0	0	0.03%	0.08%	1,431	13
52 GOZDNO GOSPODARSTVO BLEED	5,203,050	22,614	0	2,622,680	0.03%	0.08%	3,225	20
53 PLAMA - PUR	4,200,636	18,275	0	3,490,511	0.02%	0.07%	1,507	20
54 FRUCTAL	3,572,925	15,539	0	690,533	0.02%	0.06%	1,473	20
55 ELMO	3,209,500	13,959	0	700	0.02%	0.05%	4,585	12
56 FINIRA	3,142,411	13,668	0	370,385	0.02%	0.05%	10,395	145
57 MARINA PORTOROŽ	3,053,740	13,291	0	0	0.02%	0.05%	336	4
58 ZASAVSKI RAČUNSKI CENTER	2,995,322	13,028	0	2,056,030	0.01%	0.05%	5,104	13
59 MURALES	2,967,980	12,914	0	0	0.01%	0.05%	1,661	6
60 FOND INVEST	2,459,386	10,694	0	290,962	0.01%	0.04%	1,647	167
61 EGOLES ŠKOFJA LOKA	1,709,387	7,432	0	1,036,400	0.01%	0.03%	1,515	11
62 HIDROTEHNIK	1,660,341	7,216	0	355,760	0.01%	0.03%	1,074	11
63 NIKO ŽELEZNIKI	1,422,102	6,187	0	654,100	0.01%	0.02%	67	4
64 SIVENT	1,219,057	5,302	0	222,164	0.01%	0.02%	3,567	140
65 INTES	1,015,874	4,417	0	270,000	0.01%	0.02%	1,735	14
66 GOZDNO GOSPODARSTVO POSTOJNA	1,004,250	4,362	0	742,760	0.00%	0.02%	830	7
67 SIJAJ HRASTNIK	881,235	3,830	0	805,622	0.00%	0.01%	394	5
68 TOPLICE DOBRNA	719,990	3,133	0	0	0.00%	0.01%	433	5
69 CAPITA	688,400	2,993	0	488,900	0.00%	0.01%	902	4
70 LESNINA EMMI	631,808	2,748	0	227,250	0.00%	0.01%	921	8

## 1. Shares (2)

Issue	Total (in SIT)	Total (in EUR)	Block trades (in SIT)	Cross trades (in SIT)	Share in total turnover on free market	Share in turnover of shares	Volume in pieces	Number of bargains
71 CREINA	567,042	2,467	0	550,240	0.00%	0.01%	135	4
72 GEA COLLEGE	463,000	2,013	0	0	0.00%	0.01%	2,729	3
73 INTEGRAL JESENICE	367,996	1,602	0	0	0.00%	0.01%	306	1
74 KLASJE	296,198	1,287	0	0	0.00%	0.00%	807	4
75 IMP ČRPALKE	240,003	1,043	0	0	0.00%	0.00%	300	16
76 NAMA	235,200	1,024	0	67,200	0.00%	0.00%	168	2
77 ŽELEZARNA RAVNE - MONTER DRAVOGRAD	229,460	998	0	0	0.00%	0.00%	298	1
78 GEA TOVARNA OLJA	175,630	763	0	0	0.00%	0.00%	130	3
79 SAVINJA MOZIRJE	169,861	738	0	0	0.00%	0.00%	153	1
80 VELANA	162,928	708	0	161,528	0.00%	0.00%	490	2
81 GRADIS GP	131,750	574	0	0	0.00%	0.00%	155	1
82 TUS KO-SI	111,690	485	0	0	0.00%	0.00%	219	1
83 SVILANIT	47,300	206	0	46,200	0.00%	0.00%	34	2
84 ZDRAVILIŠČE ROGAŠKA	31,440	137	0	0	0.00%	0.00%	220	4
85 MLAJ	11,900	52	0	0	0.00%	0.00%	15	2
86 UNITAS	0	0	0	0	0.00%	0.00%	0	0
87 RAZVOJNA DRUŽBA	0	0	0	0	0.00%	0.00%	0	0
88 SATURNUS AVTOOPREMA	0	0	0	0	0.00%	0.00%	0	0
89 UPIMO GROUP	0	0	0	0	0.00%	0.00%	0	0
90 MK TISKARNA	0	0	0	0	0.00%	0.00%	0	0
91 INTERTRADE ITA	0	0	0	0	0.00%	0.00%	0	0
92 TOVARNA SLADKORJA ORMOŽ	0	0	0	0	0.00%	0.00%	0	0
93 HIPOTEKARNA BANKA	0	0	0	0	0.00%	0.00%	0	0
94 VALKARTON	0	0	0	0	0.00%	0.00%	0	0
95 KOŠAKI TMI MARIBOR	0	0	0	0	0.00%	0.00%	0	0
96 GRAD PRESTRANEK	0	0	0	0	0.00%	0.00%	0	0
97 DRAVINJSKI DOM	0	0	0	0	0.00%	0.00%	0	0
98 DADAS	0	0	0	0	0.00%	0.00%	0	0
99 RTC KRVAVEC	0	0	0	0	0.00%	0.00%	0	0
100 JELEN	0	0	0	0	0.00%	0.00%	0	0
<b>Preferred shares</b>	<b>17,523,664</b>	<b>76,216</b>	<b>0</b>	<b>5,547,125</b>	<b>0.09%</b>	<b>0.27%</b>	<b>2,919</b>	<b>216</b>
1 KD HOLDING	17,523,664	76,216	0	5,547,125	0.09%	0.27%	2,919	216
2 HIPOTEKARNA BANKA	0	0	0	0	0.00%	0.00%	0	0
3 PRIMOFIN	0	0	0	0	0.00%	0.00%	0	0
4 ZDRAVILIŠČE ROGAŠKA	0	0	0	0			0	0

## 2. Bonds

Issue	Total (in SIT)	Total (in EUR )	Block trades (in SIT)	Cross trades (in SIT)	Share in total turnover on free market	Share in turnover of bonds	Volume in pieces	Number of bargains
<b>Bonds</b>	<b>3,351,798,096</b>	<b>14,573,360</b>	<b>1,834,070,291</b>	<b>326,700,388</b>	<b>16.55%</b>	<b>100.00%</b>	<b>287,813</b>	<b>563</b>
1 SLOV. ODŠKODNINSKA DRUŽBA 2 <sup>nd</sup> issue	3,299,287,072	14,344,860	1,834,070,291	282,334,126	16.29%	98.43%	287,208	551
2 NLB 7 <sup>th</sup> issue	33,660,000	146,544	0	33,660,000	0.17%	1.00%	330	1
3 STANOVANJSKI SKLAD 3 <sup>rd</sup> issue	16,279,150	70,785	0	8,134,388	0.08%	0.49%	160	9
4 PROBANKA 4 <sup>th</sup> issue	2,504,385	10,878	0	2,504,385	0.01%	0.07%	109	1
5 VIPA	67,489	293	0	67,489	0.00%	0.00%	6	1
6 AUTOCOMMERCE 1 <sup>st</sup> issue	0	0	0	0	0.00%	0.00%	0	0
7 BANKA KOPER 3 <sup>rd</sup> issue	0	0	0	0	0.00%	0.00%	0	0
8 BANKA KOPER 4 <sup>th</sup> issue	0	0	0	0	0.00%	0.00%	0	0
9 BORZNA DRUŽBA POTEZA 2 <sup>nd</sup> issue	0	0	0	0	0.00%	0.00%	0	0
10 KD INVESTMENTS 1 <sup>st</sup> issue	0	0	0	0	0.00%	0.00%	0	0
11 NAMA 1 <sup>st</sup> issue	0	0	0	0	0.00%	0.00%	0	0
12 NLB 8 <sup>th</sup> issue	0	0	0	0	0.00%	0.00%	0	0
13 POŠTNA BANKA SLOVENIJE 2 <sup>nd</sup> issue	0	0	0	0	0.00%	0.00%	0	0
14 POŠTNA BANKA SLOVENIJE 3 <sup>rd</sup> issue	0	0	0	0	0.00%	0.00%	0	0
15 PROBANKA 5 <sup>th</sup> issue	0	0	0	0	0.00%	0.00%	0	0
16 SI.MOBIL 1 <sup>st</sup> issue	0	0	0	0	0.00%	0.00%	0	0
17 SIP STROJNA INDUSTRIJA 1 <sup>st</sup> issue, A series	0	0	0	0	0.00%	0.00%	0	0
18 SIP STROJNA INDUSTRIJA 1 <sup>st</sup> issue, B series	0	0	0	0	0.00%	0.00%	0	0
19 UBK KONVERTIBILNE	0	0	0	0	0.00%	0.00%	0	0
<b>Total free market (shares and bonds)</b>	<b>9,762,253,227</b>	<b>42,449,961</b>	<b>3,287,533,339</b>	<b>2,128,483,522</b>	<b>48.19%</b>	<b>-</b>	<b>3,500,098</b>	<b>4,934</b>

### 3. Investment funds

Issue	Total (in SIT)	Total (in EUR)	Block trades (in SIT)	Cross trades (in SIT)	Share in total turnover on free market	Share in turnover of investment funds	Volume in pieces	Number of bargains
<b>Total investment funds</b>	<b>8,332,300,780</b>	<b>36,231,457</b>	<b>3,891,385,243</b>	<b>1,604,157,379</b>	<b>41.13%</b>	<b>100.00%</b>	<b>85,228,020</b>	<b>16,754</b>
1 <b>Closed-end funds</b>	3,030,024,834	13,176,052	1,830,825,929	180,991,214	14.96%	36.36%	16,801,380	4,374
2 <b>Authorised closed-end funds</b>	5,302,275,946	23,055,405	2,060,559,314	1,423,166,165	26.18%	63.64%	68,426,640	12,380

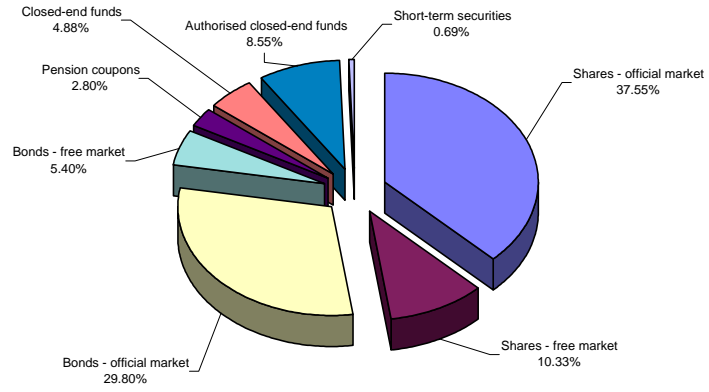
#### 3.1. Closed-end funds

Issue	Total (in SIT)	Total (in EUR)	Block trades (in SIT)	Cross trades (in SIT)	Share in total turnover on free market	Share in turnover of closed-end funds	Volume in pieces	Number of bargains
<b>Total closed-end funds</b>	<b>3,030,024,834</b>	<b>13,176,052</b>	<b>1,830,825,929</b>	<b>180,991,214</b>	<b>14.96%</b>	<b>100.00%</b>	<b>16,801,380</b>	<b>4,374</b>
1 TRIGLAV STEBER 1	1,537,663,120	6,688,547	934,989,600	119,215,451	7.59%	50.75%	9,000,569	1,242
2 ID KD	948,185,377	4,120,681	819,082,775	11,669,737	4.68%	31.29%	6,144,891	787
3 NFD 1	316,057,333	1,374,486	40,753,554	22,062,359	1.56%	10.43%	1,538,612	1,170
4 INFOND ID	228,119,004	992,338	36,000,000	28,043,667	1.13%	7.53%	117,308	1,175

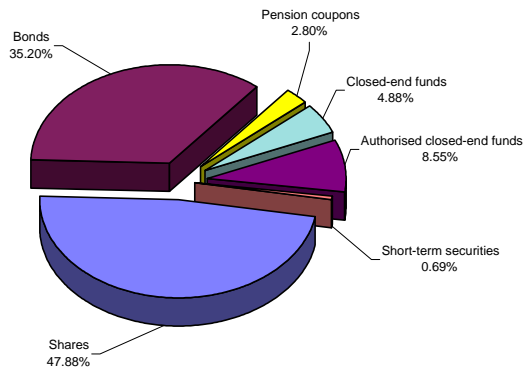
#### 3.2. Authorised closed-end funds

Issue	Total (in SIT)	Total (in EUR)	Block trades (in SIT)	Cross trades (in SIT)	Share in total turnover on free market	Share in turnover of auth. closed-end funds	Volume in pieces	Number of bargains
<b>Total authorised closed-end funds</b>	<b>5,302,275,946</b>	<b>23,055,405</b>	<b>2,060,559,314</b>	<b>1,423,166,165</b>	<b>26.18%</b>	<b>100.00%</b>	<b>68,426,640</b>	<b>12,380</b>
1 ZLATA MONETA 1	1,287,450,286	5,599,916	814,700,000	37,744,094	26.18%	24.28%	6,882,186	802
2 MERCATA 1	847,808,799	3,684,190	0	796,784,972	6.36%	15.99%	12,148,983	308
3 ZVON ENA	547,869,977	2,382,071	296,161,936	43,660,348	4.19%	10.33%	5,259,295	965
4 ZLATA MONETA II	501,172,887	2,178,937	261,885,260	201,267,086	2.70%	9.45%	12,709,047	456
5 KRONA SENIOR	346,631,076	1,507,470	50,000,036	23,289,703	2.47%	6.54%	3,752,849	695
6 MODRA LINIJA	257,784,037	1,121,541	192,302,119	34,154,831	1.71%	4.86%	1,891,538	354
7 VIZIJA DPB	220,916,232	960,018	198,519,732	12,507,077	1.27%	4.17%	3,767,018	173
8 INFOND PID	212,101,070	921,987	168,040,979	14,082,652	1.09%	4.00%	5,296,241	991
9 POMURSKA INV.DRUŽBA 1	194,671,019	846,521	78,949,252	71,508,364	1.09%	3.67%	1,046,631	228
10 MAKSIMA 1	177,524,054	772,127	0	12,929,536	0.96%	3.35%	1,906,637	1,012
11 NFD 2	143,740,923	625,303	0	17,308,242	0.88%	2.71%	3,006,187	1,690
12 PID VIPA INVEST	137,278,266	596,944	0	68,089,001	0.71%	2.59%	1,595,669	115
13 ATENA PID	91,546,478	398,161	0	34,210,893	0.68%	1.73%	1,129,489	733
14 TRIGLAV STEBER II	84,713,086	368,498	0	13,134,468	0.45%	1.60%	1,718,104	874
15 PID KD	72,116,211	313,668	0	9,846,800	0.42%	1.36%	1,785,716	683
16 ZVON DVA	64,086,469	278,623	0	9,543,386	0.36%	1.21%	1,547,455	827
17 ARKADA ENA	29,439,854	128,025	0	2,718,629	0.32%	0.56%	487,354	225
18 NIKA	16,435,323	71,438	0	1,044,813	0.15%	0.31%	389,290	179
19 POOBLAŠČENA POMURSKA INV. DRUŽBA	15,022,997	65,316	0	7,544,337	0.08%	0.28%	492,227	236
20 NIKA 1	10,757,553	46,780	0	369,629	0.07%	0.20%	338,214	155
21 MERCATA	8,692,965	37,807	0	729,196	0.05%	0.16%	204,306	178
22 KS-sklad 2	7,812,980	33,982	0	1,773,758	0.04%	0.15%	203,132	99
23 NIKA 2	6,395,389	27,793	0	4,193,431	0.04%	0.12%	218,009	76
24 SETEV	5,617,588	24,413	0	31,317	0.03%	0.11%	169,711	55
25 PID AKTIVA AVANT I	4,118,700	17,915	0	1,177,439	0.03%	0.08%	101,603	81
26 TRDNJAVA I	3,725,026	16,184	0	2,875,718	0.02%	0.07%	152,617	19
27 TRDNJAVA	3,538,820	15,388	0	402,842	0.02%	0.07%	125,586	62
28 KS - SKLAD 4	1,929,139	8,389	0	231,453	0.02%	0.04%	58,916	86
29 CAPINVEST 2	923,800	4,019	0	12,150	0.01%	0.02%	27,910	18
30 PLOD	276,449	1,204	0	0	0.00%	0.01%	8,790	2
31 TRGATEV	178,493	777	0	0	0.00%	0.00%	5,930	3
<b>Pension coupons</b>	<b>1,734,265,589</b>	<b>7,539,188</b>	<b>0</b>	<b>230,530,000</b>	<b>8.56%</b>	<b>-</b>	<b>33,105,984</b>	<b>26,701</b>
<b>Short-term securities</b>	<b>427,377,363</b>	<b>1,857,257</b>	<b>425,204,963</b>	<b>1,252,400</b>	<b>2.11%</b>	<b>-</b>	<b>46,958</b>	<b>7</b>
<b>Total free market</b>	<b>20,256,196,959</b>	<b>88,077,863</b>	<b>7,604,123,545</b>	<b>3,964,423,301</b>	<b>100.00%</b>	<b>-</b>	<b>121,881,060</b>	<b>48,396</b>
<b>Total turnover in December 2002</b>	<b>62,044,149,799</b>	<b>269,779,020</b>	<b>37,016,845,119</b>	<b>7,581,861,630</b>	<b>-</b>	<b>-</b>	<b>126,310,790</b>	<b>59,859</b>

Structure of turnover by securities in December 2002



Structure of turnover by securities - all markets - December 2002





C3) TURNOVER BY SECURITIES ON OFFICIAL MARKET IN YEAR 2002

1. Shares

Issue	Total (in SIT)	Total (in EUR)	Block trades (in SIT)	Cross trades (in SIT)	Share in total turnover on official market	Share in turnover of shares	Volume in pieces	Number of bargains
<b>Total shares</b>	<b>237,887,493,296</b>	<b>1,050,043,412</b>	<b>77,758,098,587</b>	<b>28,443,864,469</b>	<b>73.73%</b>	<b>100.00%</b>	<b>20,688,476</b>	<b>137,119</b>
<b>Common shares</b>	<b>236,276,364,687</b>	<b>1,042,891,349</b>	<b>76,901,657,423</b>	<b>28,241,271,557</b>	<b>73.23%</b>	<b>99.32%</b>	<b>20,595,519</b>	<b>136,536</b>
1 KRKA	46,722,564,129	205,808,725	10,365,922,028	4,387,599,896	14.48%	19.64%	1,212,781	26,139
2 LEK	42,042,846,481	185,547,391	12,139,060,844	3,101,899,030	13.03%	17.67%	625,230	14,076
3 PETROL	23,143,739,152	102,348,027	6,842,863,928	3,448,218,301	7.17%	9.73%	736,599	14,823
4 GORENJE	17,907,896,773	79,015,158	4,831,050,267	1,486,771,152	5.55%	7.53%	5,233,650	15,599
5 PIVOVARNA LAŠKO	17,528,695,999	77,295,779	10,171,123,520	1,127,205,927	5.43%	7.37%	2,789,469	7,098
6 MERCATOR	15,351,735,336	67,683,792	3,698,765,523	2,563,121,248	4.76%	6.45%	710,433	10,763
7 PIVOVARNA UNION	12,974,322,521	57,565,601	9,846,201,190	129,304,412	4.02%	5.45%	143,871	4,620
8 INTEREUROPA	6,309,226,317	27,856,591	2,458,358,559	959,443,657	1.96%	2.65%	1,306,894	3,488
9 SAVA	5,983,159,224	26,444,098	1,761,519,732	1,885,627,097	1.85%	2.52%	266,482	4,370
10 LUKA KOPER	5,781,738,254	25,548,791	585,889,553	929,813,409	1.79%	2.43%	1,353,893	5,310
11 DELO	4,030,278,110	17,810,595	368,671,900	1,447,841,151	1.25%	1.69%	196,584	923
12 MERKUR	3,945,286,185	17,315,647	1,054,800,400	322,445,511	1.22%	1.66%	178,911	2,936
13 ETOL	3,459,049,868	15,176,553	1,471,518,706	1,490,312,635	1.07%	1.45%	114,140	671
14 KOLINSKA	3,397,136,854	14,961,354	787,286,134	416,944,946	1.05%	1.43%	708,911	3,633
15 ŽITO	3,352,210,402	14,815,001	329,389,618	257,134,035	1.04%	1.41%	128,712	4,343
16 BANKA KOPER	3,083,873,516	13,759,302	2,760,974,877	60,274,923	0.96%	1.30%	30,939	391
17 ISTRABENZ	2,932,226,956	12,975,235	1,120,999,500	368,309,611	0.91%	1.23%	453,645	3,567
18 TERME ČATEŽ	2,767,690,649	12,141,703	1,720,549,438	284,338,375	0.86%	1.16%	116,689	945
19 ŽIVILA KRANJ	2,757,462,534	12,155,654	383,997,334	1,007,303,476	0.85%	1.16%	172,278	2,447
20 DROGA PORTOROŽ	2,676,869,121	11,873,183	900,517,525	840,808,966	0.83%	1.13%	44,787	1,144
21 TERME 3000	2,333,388,277	10,307,279	583,878,555	256,497,759	0.72%	0.98%	1,164,790	2,256
22 DELO PRODAJA	1,865,217,865	8,252,681	1,291,942,958	142,783,817	0.58%	0.78%	291,633	644
23 KOMPAS MTS	1,590,685,179	7,030,648	394,569,220	423,652,687	0.49%	0.67%	1,106,786	1,074
24 SALUS - SERIJA B	922,501,996	4,055,625	291,849,400	99,136,291	0.29%	0.39%	11,756	565
25 COMET	660,772,696	2,925,069	0	155,611,260	0.28%	0.28%	275,624	374
26 EMONA OBALA KOPER	612,144,952	2,706,238	232,892,588	88,598,372	0.19%	0.26%	295,935	876
27 AERODROM	476,290,265	2,119,156	63,703,926	50,129,224	0.15%	0.20%	130,339	691
28 MLINOTEST	428,594,137	1,896,402	246,052,200	84,997,334	0.13%	0.18%	247,102	382
29 RADENSKA	403,657,875	1,794,566	60,675,000	54,136,950	0.13%	0.17%	272,776	1,509
30 GRADB.PODJETJE GROSUPLJE	390,899,117	1,732,433	0	240,683,020	0.12%	0.16%	78,387	138
31 GEODETSKI ZAVOD SLOVENIJE	164,530,582	726,674	43,645,800	44,594,752	0.05%	0.07%	87,416	334
32 TEHNOUNION	149,295,918	665,402	92,987,200	12,178,631	0.05%	0.06%	10,462	156
33 SKB BANKA	50,724,347	224,922	0	12,366,594	0.02%	0.02%	26,109	156
34 KOLONIALE VELETRGOVINA	50,403,438	226,923	0	46,759,940	0.02%	0.02%	29,504	50
35 NIKA	29,249,662	129,151	0	14,427,168	0.01%	0.01%	42,002	45
36 BLAGOV.TRGOVINSKI CENTER BTC	0	0	0	0	0.00%	0.00%	0	0
<b>Preferred shares</b>	<b>1,611,128,609</b>	<b>7,152,063</b>	<b>856,441,164</b>	<b>202,592,912</b>	<b>0.50%</b>	<b>0.68%</b>	<b>92,957</b>	<b>583</b>
1 LEK	667,282,050	2,950,346	32,229,600	134,231,096	0.21%	0.28%	10,590	488
2 VIPA BANKA	533,629,100	2,402,895	478,693,472	53,810,500	0.17%	0.22%	5,967	8
3 PROBANKA	410,217,459	1,798,822	345,518,092	14,551,316	0.13%	0.17%	76,400	87

## 2. Bonds

Issue	Total (in SIT)	Total (in EUR)	Block trades (in SIT)	Cross trades (in SIT)	Share in total turnover on official market	Share in turnover of bonds	Volume in pieces	Number of bargains
<b>Total bonds</b>	<b>84,772,626,630</b>	<b>373,910,086</b>	<b>66,379,520,384</b>	<b>9,514,950,252</b>	<b>26.27%</b>	<b>100.00%</b>	<b>7,241,229</b>	<b>8,894</b>
1 REPUBLIKA SLOVENIJA 36 <sup>th</sup> issue	11,280,029,752	49,443,106	9,461,455,081	775,664,636	3.50%	13.31%	485,988	614
2 REPUBLIKA SLOVENIJA 29 <sup>th</sup> issue	7,784,666,166	34,540,820	6,307,002,087	529,439,916	2.41%	9.18%	345,541	723
3 REPUBLIKA SLOVENIJA 27 <sup>th</sup> issue	6,651,740,041	29,430,055	5,331,493,529	620,946,157	2.06%	7.85%	634,249	344
4 REPUBLIKA SLOVENIJA 41 <sup>th</sup> issue	4,671,081,587	20,509,655	4,003,738,255	588,521,930	1.45%	5.51%	451,429	70
5 REPUBLIKA SLOVENIJA 14 <sup>th</sup> issue	4,358,974,537	19,225,830	2,504,389,639	1,589,543,307	1.35%	5.14%	413,046	147
6 REPUBLIKA SLOVENIJA 32 <sup>th</sup> issue	3,454,651,687	15,173,236	2,720,226,009	337,565,038	1.07%	4.08%	149,822	265
7 REPUBLIKA SLOVENIJA 26 <sup>th</sup> issue	3,437,248,831	15,241,171	2,561,773,827	149,318,777	1.07%	4.05%	150,703	545
8 REPUBLIKA SLOVENIJA 48 <sup>th</sup> issue	3,346,765,807	14,546,342	3,181,413,224	119,036,514	1.04%	3.95%	147,933	136
9 REPUBLIKA SLOVENIJA 37 <sup>th</sup> issue	3,250,473,129	14,343,766	2,788,053,900	246,390,779	1.01%	3.83%	318,389	87
10 REPUBLIKA SLOVENIJA 40 <sup>th</sup> issue	3,051,267,168	13,468,291	2,746,589,332	236,622,176	0.95%	3.60%	296,772	81
11 REPUBLIKA SLOVENIJA 34 <sup>th</sup> issue	3,000,384,500	13,296,915	2,715,026,800	229,933,700	0.93%	3.54%	294,906	37
12 REPUBLIKA SLOVENIJA 4 <sup>th</sup> issue	2,826,547,256	12,570,042	1,468,667,809	145,766,290	0.88%	3.33%	27,400	617
13 REPUBLIKA SLOVENIJA 15 <sup>th</sup> issue, E series	2,213,335,378	9,812,323	2,151,971,741	60,639,408	0.69%	2.61%	12,003	19
14 REPUBLIKA SLOVENIJA 36 <sup>th</sup> issue	2,088,651,735	9,249,250	2,078,086,300	3,179,600	0.65%	2.46%	210,428	20
15 REPUBLIKA SLOVENIJA 28 <sup>th</sup> issue	2,071,399,166	9,175,935	1,705,926,634	340,733,084	0.64%	2.44%	203,506	90
16 REPUBLIKA SLOVENIJA 31 <sup>st</sup> issue	2,060,855,405	9,170,728	1,650,902,500	173,672,630	0.64%	2.43%	197,487	51
17 REPUBLIKA SLOVENIJA 43 <sup>rd</sup> issue	1,866,046,915	8,122,005	1,596,476,935	241,224,530	0.58%	2.20%	183,331	118
18 REPUBLIKA SLOVENIJA 39 <sup>th</sup> issue	1,525,833,817	6,641,332	0	432,305,951	0.47%	1.80%	1,628,202	2,851
19 REPUBLIKA SLOVENIJA 35 <sup>th</sup> issue	1,289,073,010	5,627,344	946,554,400	187,558,610	0.40%	1.52%	124,296	22
20 REPUBLIKA SLOVENIJA 42 <sup>nd</sup> issue	1,175,056,100	5,160,922	1,046,756,660	124,879,740	0.36%	1.39%	117,721	57
21 REPUBLIKA SLOVENIJA 25 <sup>th</sup> issue	1,136,125,063	5,014,300	919,683,000	212,734,838	0.35%	1.34%	111,594	122
22 REPUBLIKA SLOVENIJA 12 <sup>th</sup> issue	1,024,391,006	4,575,671	1,003,028,453	20,397,827	0.32%	1.21%	95,420	33
23 REPUBLIKA SLOVENIJA 10 <sup>th</sup> issue	966,744,370	4,318,358	769,452,465	95,572,795	0.30%	1.14%	114,946	114
24 REPUBLIKA SLOVENIJA 33 <sup>rd</sup> issue	870,412,307	3,813,746	810,370,555	41,441,662	0.27%	1.03%	7,301	26
25 REPUBLIKA SLOVENIJA 24 <sup>th</sup> issue	870,030,136	3,850,468	519,053,819	339,817,327	0.27%	1.03%	85,980	157
26 REPUBLIKA SLOVENIJA 22 <sup>nd</sup> issue	827,791,287	3,687,885	731,690,000	49,212,687	0.26%	0.98%	82,558	49
27 ABANKA 4 <sup>th</sup> issue	652,020,433	2,889,965	375,282,973	175,492,164	0.20%	0.77%	26,676	116
28 REPUBLIKA SLOVENIJA 18 <sup>th</sup> issue	625,547,170	2,759,104	597,387,699	19,006,470	0.19%	0.74%	26,925	40
29 REPUBLIKA SLOVENIJA 17 <sup>th</sup> issue	561,849,995	2,507,200	488,557,200	48,127,350	0.17%	0.66%	56,013	19
30 ABANKA 6 <sup>th</sup> issue	492,573,781	2,142,633	116,006,681	19,828,906	0.15%	0.58%	21,213	11
31 BANKA VIPA 7 <sup>th</sup> issue	471,096,808	2,069,917	419,933,648	11,345,330	0.15%	0.56%	10,271	17
32 REPUBLIKA SLOVENIJA 15 <sup>th</sup> issue, I series	418,752,608	1,846,450	378,617,564	27,748,019	0.13%	0.49%	2,187	50
33 BANKA CELJE 5 <sup>th</sup> issue	415,583,422	1,863,162	405,431,124	10,152,298	0.13%	0.49%	18,360	10
34 SLOVENSKA RAZVOJNA DRUŽBA	378,678,757	1,675,698	37,175,607	154,322,684	0.12%	0.45%	3,310	22
35 STANOVANJSKI SKLAD 2 <sup>nd</sup> issue	359,571,099	1,579,847	226,641,643	119,054,463	0.11%	0.42%	3,502	720
36 BANKA VIPA 6 <sup>th</sup> issue	327,151,027	1,444,917	82,521,163	3,599,662	0.10%	0.39%	7,884	34
37 REPUBLIKA SLOVENIJA 16 <sup>th</sup> issue	311,670,000	1,362,004	311,400,000	270,000	0.10%	0.37%	31,167	6
38 REPUBLIKA SLOVENIJA 15 <sup>th</sup> issue, H series	265,789,103	1,184,022	208,701,240	17,749,881	0.08%	0.31%	1,413	18
39 REPUBLIKA SLOVENIJA 23 <sup>rd</sup> issue	256,133,052	1,148,532	200,163,477	55,306,651	0.08%	0.30%	11,076	20
40 BANKA VIPA 6 <sup>th</sup> issue	233,658,952	1,038,628	172,881,542	44,165,049	0.07%	0.28%	6,463	30
41 REPUBLIKA SLOVENIJA 21 <sup>st</sup> issue	194,858,483	847,275	142,376,576	40,236,274	0.06%	0.23%	23,627	22
42 ABANKA 5 <sup>th</sup> issue	175,840,235	777,290	47,294,832	122,430,948	0.05%	0.21%	7,675	15
43 BTC HIPOTEKARNE	140,260,868	620,735	0	21,823,964	0.04%	0.17%	13,304	138
44 REPUBLIKA SLOVENIJA 20 <sup>th</sup> issue	138,304,158	610,012	61,260,000	54,574,157	0.04%	0.16%	13,589	126
45 NFD INVESTICIJSKO SVETOVANJE	124,656,031	552,459	112,063,412	11,502,716	0.04%	0.15%	703	13
46 ABANKA 3 <sup>rd</sup> issue	113,493,023	500,576	30,201,475	70,995,213	0.04%	0.13%	5,070	35
47 BANKA CELJE 3 <sup>rd</sup> issue	99,836,079	440,302	34,393,541	50,494,252	0.03%	0.12%	4,368	12
48 BANKA VIPA 2 <sup>nd</sup> issue	88,716,819	389,568	41,193,995	19,470,155	0.03%	0.10%	3,862	9
49 NLB 2 <sup>nd</sup> issue, B series	87,949,815	389,463	78,327,573	9,622,242	0.03%	0.10%	780	16
50 SKB OBVEZNICE 4 <sup>th</sup> issue, A series	86,851,720	382,331	0	86,644,120	0.03%	0.10%	844	32
51 BANKA VIPA 4 <sup>th</sup> issue	79,280,636	346,876	54,710,294	23,476,086	0.02%	0.09%	2,065	34
52 REPUBLIKA SLOVENIJA 19 <sup>th</sup> issue	53,286,909	232,520	0	27,730,509	0.02%	0.06%	5,291	50
53 PROBANKA 1 <sup>st</sup> issue	51,154,460	225,512	0	48,354,648	0.02%	0.06%	26,651	19
54 NLB 2 <sup>nd</sup> issue, A series	51,091,555	226,203	37,214,171	11,896,085	0.02%	0.06%	411	16
55 DOLENJSKA BANKA 2 <sup>nd</sup> issue	40,607,740	179,742	0	40,549,740	0.01%	0.05%	705	10
56 PROBANKA 2 <sup>nd</sup> issue	34,836,054	153,213	0	34,442,747	0.01%	0.04%	2,933	12
57 NLB 1 <sup>st</sup> issue	29,655,350	132,919	0	17,894,693	0.01%	0.03%	202	18
58 BANKA CELJE 6 <sup>th</sup> issue, A series	29,638,856	129,516	0	29,638,856	0.01%	0.03%	1,290	1
59 NOVA KBM 3 <sup>rd</sup> issue, A series	28,742,208	126,290	0	28,742,208	0.01%	0.03%	240	3
60 SKB OBVEZNICE 3 <sup>rd</sup> issue	28,337,895	126,047	0	18,664,477	0.01%	0.03%	812	35
61 SL_ZADR_KMET_BANKA 3 <sup>rd</sup> issue	25,833,939	113,484	0	12,972,735	0.01%	0.03%	2,404	19
62 NLB 3 <sup>rd</sup> issue	24,345,461	107,998	0	24,345,461	0.01%	0.03%	108	13
63 NLB 2 <sup>nd</sup> issue	23,971,583	107,053	0	1,374,281	0.01%	0.03%	208	8
64 REPUBLIKA SLOVENIJA 13 <sup>th</sup> issue	23,496,243	104,850	0	10,016,073	0.01%	0.03%	204	22
65 HOTELI BERNARDIN	22,709,649	100,395	0	21,533,040	0.01%	0.03%	210	33
66 BANKA ZASAVJE 2 <sup>nd</sup> issue	20,524,222	91,474	0	19,281,823	0.01%	0.02%	355	17
67 ABANKA 1 <sup>st</sup> issue	16,699,751	74,786	0	15,192,479	0.01%	0.02%	286	19
68 STANOVANJSKI SKLAD RS 1 <sup>st</sup> issue	13,126,670	57,687	0	10,760,308	0.00%	0.02%	1,756	28
69 NOVA KBM 1 <sup>st</sup> issue	12,203,086	54,734	0	346,450	0.00%	0.01%	106	5
70 SKB OBVEZNICE 4 <sup>th</sup> issue, B series	11,464,442	50,110	0	11,464,442	0.00%	0.01%	103	1
71 NOVA KBM 2 <sup>nd</sup> issue	8,656,578	37,910	0	1,153,684	0.00%	0.01%	75	6
72 BANKA VIPA 3 <sup>rd</sup> issue	8,495,017	37,494	0	8,495,017	0.00%	0.01%	264	15
73 KREKOVA BANKA 2 <sup>nd</sup> issue	7,635,931	34,030	0	4,490,298	0.00%	0.01%	133	11
74 SL_ZADR_KMET_BANKA	3,168,596	13,982	0	3,168,596	0.00%	0.00%	103	9
75 FACTOR BANKA 1 <sup>st</sup> issue	2,158,252	9,704	0	2,158,252	0.00%	0.00%	89	7
76 REPUBLIKA SLOVENIJA 8 <sup>th</sup> issue	546,183	2,403	0	184,617	0.00%	0.00%	388	4
77 REPUBLIKA SLOVENIJA 44 <sup>th</sup> issue	370,000	1,608	0	370,000	0.00%	0.00%	37	1
78 LB SB VELENJE 1 <sup>st</sup> issue	90,000	406	0	90,000	0.00%	0.00%	9	1
79 RS08 TAX FREE BOND	79,770	354	0	79,770	0.00%	0.00%	58	1
80 BANKA CELJE 4 <sup>th</sup> issue	0	0	0	0	0.00%	0.00%	0	0
81 BANKA CELJE 6 <sup>th</sup> issue, B series	0	0	0	0	0.00%	0.00%	0	0
82 DOLENJSKA BANKA 1 <sup>st</sup> issue	0	0	0	0	0.00%	0.00%	0	0
83 NOVA KBM 3 <sup>rd</sup> issue, B series	0	0	0	0	0.00%	0.00%	0	0
84 REPUBLIKA SLOVENIJA 45 <sup>th</sup> issue	0	0	0	0	0.00%	0.00%	0	0
<b>Total official market</b>	<b>322,660,119,926</b>	<b>1,423,953,498</b>	<b>144,137,618,971</b>	<b>37,958,814,721</b>	<b>100.00%</b>	<b>-</b>	<b>27,929,705</b>	<b>146,013</b>

## C4) TURNOVER BY SECURITIES ON FREE MARKET IN YEAR 2002

## 1. Shares (1)

Issue	Total (in SIT)	Total (in EUR)	Block trades (in SIT)	Cross trades (in SIT)	Share in total turnover on free market	Share in turnover of shares	Volume in pieces	Number of bargains
<b>Shares</b>	<b>40,950,115,206</b>	<b>180,628,953</b>	<b>17,112,067,299</b>	<b>9,505,578,659</b>	<b>25.86%</b>	<b>100.00%</b>	<b>19,934,471</b>	<b>47,402</b>
<b>Common shares</b>	<b>40,491,574,885</b>	<b>178,601,697</b>	<b>17,112,067,299</b>	<b>9,264,332,190</b>	<b>25.57%</b>	<b>98.88%</b>	<b>19,854,882</b>	<b>44,385</b>
1 INFOND HOLDING	4,415,956,348	19,291,308	3,827,023,796	134,378,007	2.79%	10.78%	5,834,438	4,258
2 HELIOS	3,548,082,247	15,721,226	1,570,807,656	378,399,893	2.24%	8.66%	59,910	1,431
3 JUTEKS	2,923,916,195	12,911,648	1,681,680,000	988,737,926	1.85%	7.14%	250,419	553
4 CINKARNA	2,829,997,766	12,579,581	783,529,471	881,696,148	1.79%	6.91%	153,931	1,379
5 KD HOLDING	2,208,733,438	9,827,026	608,370,657	321,043,266	1.39%	5.39%	218,136	6,415
6 DZS	1,617,653,178	7,215,665	1,006,821,380	229,705,423	1.02%	3.95%	390,451	446
7 KD GROUP, finančna družba	1,332,649,012	5,836,628	995,171,854	168,689,669	0.84%	3.25%	37,327	191
8 SLOVENIJALES	1,235,038,474	5,400,963	1,028,449,600	134,295,519	0.78%	3.02%	151,470	323
9 GORENJSKI TISK	1,203,369,003	5,276,614	885,492,660	174,362,975	0.76%	2.94%	343,014	200
10 TOSAMA	1,035,004,829	4,546,447	0	136,430,593	0.65%	2.53%	71,106	1,143
11 HOTELI PALACE	961,897,243	4,198,076	0	879,841,052	0.61%	2.35%	572,664	398
12 LESNINA	888,295,250	3,944,524	397,750,000	146,371,695	0.56%	2.17%	11,725	378
13 BELINKA HOLDING	852,184,399	3,771,867	301,561,772	393,553,494	0.54%	2.08%	276,698	271
14 JATA EMONA	818,744,158	3,572,718	43,352,304	72,236,603	0.52%	2.00%	720,304	233
15 AKTIVA FIN	723,468,106	3,199,708	584,111,131	16,420,873	0.46%	1.77%	1,064,404	1,191
16 NAMA	655,018,202	2,886,558	101,716,913	514,076,161	0.41%	1.60%	493,663	83
17 JATA	631,213,342	2,799,637	163,295,765	93,906,049	0.40%	1.54%	27,715	467
18 GRAND HOTEL UNION	563,626,851	2,488,134	373,032,365	69,894,640	0.36%	1.38%	207,575	423
19 POM-INVEST	521,644,326	2,305,349	170,999,933	141,946,402	0.33%	1.27%	1,050,899	3,018
20 MESNA INDUSTRIJA PRIMORSKE	504,927,021	2,214,963	122,171,045	218,461,126	0.32%	1.23%	346,528	517
21 MELAMIN	462,591,839	2,023,127	0	57,820,612	0.29%	1.13%	101,153	345
22 CETIS	457,561,145	1,999,951	356,016,000	20,594,564	0.29%	1.12%	22,019	270
23 MEDALJON	423,516,048	1,867,747	0	35,263,448	0.27%	1.03%	295,776	944
24 KMETUSKI KOMBINAT PTUJ	415,966,967	1,854,287	0	120,125,106	0.26%	1.02%	493,355	1,589
25 GORIŠKE OPEKARNE	409,265,384	1,786,556	164,743,185	7,805,699	0.26%	1.00%	138,793	15
26 LIP BLEĐ	347,098,817	1,533,408	34,155,810	170,321,030	0.22%	0.85%	395,127	724
27 ALPETOURL POTOVALNA AGENCIJA	342,947,216	1,514,596	0	219,854,118	0.22%	0.84%	146,683	353
28 PPS - PEKARNE PTUJ	326,400,998	1,435,780	300,325,000	4,591,998	0.21%	0.80%	7,961	10
29 JAVOR PIVKA	321,242,346	1,412,625	0	107,887,736	0.20%	0.78%	310,120	718
30 PINUS RAČE	310,784,657	1,362,784	0	10,050,912	0.20%	0.76%	19,196	182
31 VALKARTON	309,096,841	1,385,513	0	81,444,359	0.20%	0.75%	43,569	437
32 LIV POSTOJNA	302,244,717	1,331,334	0	108,432,624	0.19%	0.74%	21,077	435
33 PULSAR HOLDING	298,455,995	1,314,678	50,285,000	178,959,496	0.19%	0.73%	423,210	286
34 CAPITA	260,554,569	1,136,414	0	248,602,863	0.16%	0.64%	156,118	101
35 INTES	256,936,472	1,150,876	218,086,395	6,292,131	0.16%	0.63%	214,400	244
36 TEKSTINA	251,875,538	1,111,015	83,107,200	44,184,749	0.16%	0.62%	294,002	486
37 GOZDNO GOSPODARSTVO BLEĐ	242,543,840	1,077,410	0	144,372,465	0.15%	0.59%	161,808	385
38 AVTO CELJE	238,568,505	1,061,217	184,543,268	16,767,173	0.15%	0.58%	125,180	132
39 SATURNUS EMBALAŽA	237,252,587	1,041,076	0	48,631,207	0.15%	0.58%	11,703	371
40 INTARA	227,279,119	998,919	57,503,800	0	0.14%	0.56%	43,600	7
41 OLJARICA	215,840,159	950,110	0	154,773,114	0.14%	0.53%	25,601	51
42 KRUIH-PECIVO	212,031,611	922,690	69,300,000	644,441	0.13%	0.52%	103,320	43
43 COLOR	204,821,650	898,034	0	123,761,183	0.13%	0.50%	90,723	530
44 TOPLICE DOBRNA	194,858,224	875,284	135,086,697	36,928,311	0.12%	0.48%	108,383	67
45 MARINA PORTOROŽ	179,612,503	802,799	62,270,000	57,420,984	0.11%	0.44%	13,744	66
46 KS1 - NALOŽBE	161,943,541	713,198	30,224,840	57,139,935	0.10%	0.40%	182,988	821
47 JADRAN	149,832,938	656,567	57,006,800	29,397,545	0.09%	0.37%	28,631	80
48 ŽELEZARNA RAVNE - MONTER DRAVOGRAD	139,882,501	614,592	120,000,348	0	0.09%	0.34%	77,239	27
49 KOMPAS HOTELI KG	135,589,925	607,014	106,715,123	13,195,724	0.09%	0.33%	18,582	59
50 AGROKOMBINAT MARIBOR	131,408,762	576,836	0	82,447,670	0.08%	0.32%	156,698	335
51 KRONA HOLDING	130,740,814	572,088	0	83,455,236	0.08%	0.32%	272,397	280
52 KS4 NALOŽBE	129,507,757	567,014	85,591,200	8,008,938	0.08%	0.32%	91,376	712
53 FRUCTAL	125,972,679	557,919	0	22,813,531	0.08%	0.31%	57,838	429
54 PLAMA - PUR	117,799,710	521,676	0	37,075,738	0.07%	0.29%	35,752	202
55 INLES RIBNICA	116,523,298	508,722	36,451,800	11,456,030	0.07%	0.28%	220,762	281
56 NOVOLIT	113,290,414	505,330	87,572,082	16,882,684	0.07%	0.28%	48,093	67
57 DANA	110,974,805	489,553	0	27,645,242	0.07%	0.27%	59,226	454
58 CM CELJE	104,777,770	464,390	97,846,400	5,121,960	0.07%	0.26%	6,046	34
59 AKTIVA AVANT	103,891,358	463,697	0	23,550,707	0.07%	0.25%	205,820	1,186
60 ELMO	99,989,724	445,519	0	8,478,667	0.06%	0.24%	145,310	308
61 MERCATA HOLDING	89,163,534	395,180	0	38,687,651	0.06%	0.22%	240,445	1,199
62 MITOL	81,928,214	363,739	0	30,015,386	0.05%	0.20%	28,525	109
63 KEMA PUČONCI	78,092,622	346,309	0	20,354,996	0.05%	0.19%	20,020	74
64 IMP ČRPALKE	76,609,937	338,407	0	6,045,075	0.05%	0.19%	63,868	349
65 NIKO ŽELEZNIKI	76,164,365	336,988	0	30,878,150	0.05%	0.19%	3,671	127
66 INTERTRADE ITS	70,609,129	311,479	0	14,702,657	0.04%	0.17%	67,688	292
67 MEDVEŠEK PUŠNIK	69,631,463	304,292	0	22,391,501	0.04%	0.17%	4,206	80
68 FOND INVEST	66,888,766	296,074	0	19,486,085	0.04%	0.16%	183,799	1,576
69 MODRA LINIJA HOLDING	64,872,552	282,344	30,938,049	19,490,049	0.04%	0.16%	75,736	406
70 ETRA 33	63,167,258	274,771	0	4,135,554	0.04%	0.15%	2,257	21

## 1. Shares (2)

Issue	Total (in SIT)	Total (in EUR)	Block trades (in SIT)	Cross trades (in SIT)	Share in total turnover on free market	Share in turnover of shares	Volume in pieces	Number of bargains
71 SVILANIT	62,622,474	275,974	0	59,401,288	0.04%	0.15%	44,262	55
72 UNITAS	57,538,202	256,018	0	45,961,390	0.04%	0.14%	24,079	70
73 AVTOPREVOZNIŠTVO IN SERVISI	56,269,378	246,837	0	32,101,591	0.04%	0.14%	262,705	131
74 HIDROTEHNIK	53,010,509	234,768	0	31,472,352	0.03%	0.13%	49,357	105
75 IMP KLIMAT	52,837,862	231,583	0	50,430,434	0.03%	0.13%	33,454	31
76 GRAD PRESTRANEK	51,621,523	227,479	0	51,621,523	0.03%	0.13%	9,644	7
77 EGOLES ŠKOFJA LOKA	51,582,792	227,275	30,140,000	16,255,450	0.03%	0.13%	48,169	79
78 RTC KRVAVEC IMENSKE	48,553,084	215,864	36,900,000	11,187,964	0.03%	0.12%	19,545	9
79 KOŠAKI TMI MARIBOR	47,006,005	209,358	0	13,729,460	0.03%	0.11%	3,641	31
80 MURALES	43,630,741	192,222	0	11,928,634	0.03%	0.11%	27,874	121
81 INTEGRAL JESENICE	36,813,944	163,277	0	15,534,709	0.02%	0.09%	38,749	101
82 POTROŠNIK	36,294,815	163,464	31,920,000	2,575,340	0.02%	0.09%	20,378	16
83 UPIMO GROUP	33,028,720	146,999	0	33,028,720	0.02%	0.08%	53,749	2
84 SVILA	27,102,940	118,926	0	22,222,269	0.02%	0.07%	450,211	117
85 LESNINA EMMI	25,345,832	111,791	0	3,315,444	0.02%	0.06%	38,904	95
86 CERTIUS HOLDING	25,121,820	112,122	0	6,906,413	0.02%	0.06%	46,023	228
87 LIZ INŽENIRING	24,969,491	109,674	0	16,804,124	0.02%	0.06%	17,894	96
88 TUB SWATY	24,606,367	107,711	0	13,070,000	0.02%	0.06%	2,534	51
89 KLASJE	24,511,011	108,619	0	12,343,519	0.02%	0.06%	52,045	175
90 DOM SMREKA	24,451,907	107,988	0	22,325,724	0.02%	0.06%	31,273	34
91 GEA TOVARNA OLJA	24,095,141	107,110	0	9,671,333	0.02%	0.06%	14,528	85
92 SIVENT	23,533,772	102,598	0	401,530	0.01%	0.06%	84,148	314
93 CEMENTARNA TRBOVLJE	15,239,024	68,273	0	9,209,045	0.01%	0.04%	391	26
94 GOZDNO GOSPODARSTVO POSTOJNA	14,385,865	63,830	0	4,709,027	0.01%	0.04%	13,325	67
95 SATURNUS AVTOOPREMA	10,537,305	46,643	0	3,918,966	0.01%	0.03%	2,338	27
96 ZASAVSKI RAČUNSKI CENTER	8,566,965	37,931	0	7,050,120	0.01%	0.02%	16,519	24
97 FINIRA	8,208,342	35,783	0	859,236	0.01%	0.02%	25,428	327
98 MK TISKARNA	7,184,692	32,118	0	2,896,226	0.00%	0.02%	4,067	42
99 ZDRAVILIŠČE ROGAŠKA	6,694,715	29,685	0	734,773	0.00%	0.02%	36,750	88
100 GEA COLLEGE	6,323,181	28,185	0	81,582	0.00%	0.02%	9,228	8
101 TUS KO-SI	5,685,195	25,436	0	3,072,683	0.00%	0.01%	4,032	35
102 CREINA	5,633,519	24,857	0	5,171,260	0.00%	0.01%	1,497	43
103 AVANT HOLDING	5,259,011	23,478	0	1,567,112	0.00%	0.01%	9,843	60
104 DRAVINJSKI DOM	2,925,104	12,797	0	2,692,226	0.00%	0.01%	2,746	15
105 SIJAJ HRASTNIK	2,703,154	11,864	0	1,783,962	0.00%	0.01%	1,445	16
106 MLAJ	2,529,500	11,354	0	2,237,600	0.00%	0.01%	3,162	12
107 ALPDOM	1,660,615	7,403	0	1,660,615	0.00%	0.00%	1,119	12
108 GRADIS GP	1,238,860	5,431	0	20,451	0.00%	0.00%	1,551	10
109 KD INVESTMENTS	840,000	3,781	0	840,000	0.00%	0.00%	14	1
110 JELEN	466,471	2,062	0	466,471	0.00%	0.00%	1,422	3
111 TOVARNA SLADKORJA ORMOŽ	423,761	1,871	0	0	0.00%	0.00%	244	12
112 SAVINJA MOZIRJE	245,409	1,072	0	75,548	0.00%	0.00%	221	2
113 VELANA	162,928	708	0	161,528	0.00%	0.00%	490	2
114 RUDIS	91,968	410	0	0	0.00%	0.00%	113	3
115 BOHOR	0	0	0	0	0.00%	0.00%	0	0
116 EMONA KRMLA	0	0	0	0	0.00%	0.00%	0	0
117 INTERTRADE ITA	0	0	0	0	0.00%	0.00%	0	0
118 RAZVOJNA DRUŽBA	0	0	0	0	0.00%	0.00%	0	0
119 JATA-REJA	0	0	0	0	0.00%	0.00%	0	0
120 DADAS	0	0	0	0	0.00%	0.00%	0	0
121 PPC GORENJSKI SEJEM	0	0	0	0	0.00%	0.00%	0	0
122 VELETRGOVINA POTROŠNIK	0	0	0	0	0.00%	0.00%	0	0
123 TOTRA PLASTIKA	0	0	0	0	0.00%	0.00%	0	0
124 HIPOTEKARNA BANKA	0	0	0	0	0.00%	0.00%	0	0
125 KOVINOTEHNA	0	0	0	0	0.00%	0.00%	0	0
<b>Preferred shares</b>	<b>458,540,321</b>	<b>2,027,256</b>	<b>0</b>	<b>241,246,469</b>	<b>0.29%</b>	<b>1.12%</b>	<b>79,589</b>	<b>3,017</b>
1 KD HOLDING	456,539,677	2,018,258	0	241,122,691	0.29%	1.11%	75,270	3,000
2 ZDRAVILIŠČE ROGAŠKA	2,000,644	8,998	0	123,778	0.00%	0.00%	4,319	17
3 KOVINOTEHNA	0	0	0	0	0.00%	0.00%	0	0
4 PRIMOFIN	0	0	0	0	0.00%	0.00%	0	0
5 HIPOTEKARNA BANKA	0	0	0	0	0.00%	0.00%	0	0

2. Bonds

Issue	Total (in SIT)	Total (in EUR )	Block trades (in SIT)	Cross trades (in SIT)	Share in total turnover on free market	Share in turnover of bonds	Volume in pieces	Number of bargains
<b>Bonds</b>	<b>25,798,593,584</b>	<b>113,850,757</b>	<b>10,313,463,234</b>	<b>4,273,918,622</b>	<b>16.29%</b>	<b>100.00%</b>	<b>3,400,104</b>	<b>6,638</b>
1 SLOV. ODŠKODNINSKA DRUŽBA 2 <sup>nd</sup> issue	23,400,693,108	103,289,157	8,518,975,682	3,747,643,594	14.77%	90.71%	2,260,444	6,530
2 NAMA 1 <sup>st</sup> issue	1,108,421,760	4,847,828	882,149,404	225,321,743	0.70%	4.30%	1,106,152	13
3 STANOVANJSKI SKLAD 3 <sup>rd</sup> issue	664,613,850	2,955,984	600,455,229	46,870,971	0.42%	2.58%	6,564	39
4 PROBANKA 4 <sup>th</sup> issue	488,731,896	2,160,310	278,222,909	155,953,332	0.31%	1.89%	21,808	28
5 NLB 7 <sup>th</sup> issue	80,070,000	348,738	0	80,070,000	0.05%	0.31%	785	3
6 KD INVESTMENTS 1 <sup>st</sup> issue	47,425,851	210,740	33,660,010	13,765,840	0.03%	0.18%	4,022	12
7 PROBANKA 5 <sup>th</sup> issue	3,672,940	16,002	0	3,672,940	0.00%	0.01%	160	3
8 BANKA KOPER 3 <sup>rd</sup> issue	2,809,038	12,500	0	0	0.00%	0.01%	25	1
9 VIPA	2,155,141	9,498	0	620,202	0.00%	0.01%	144	9
10 AUTOCOMMERCE 1 <sup>st</sup> issue	0	0	0	0	0.00%	0.00%	0	0
11 BANKA KOPER 2 <sup>nd</sup> issue	0	0	0	0	0.00%	0.00%	0	0
12 BANKA KOPER 4 <sup>th</sup> issue	0	0	0	0	0.00%	0.00%	0	0
13 BORZNA DRUŽBA POTEZA 2 <sup>nd</sup> issue	0	0	0	0	0.00%	0.00%	0	0
14 NLB 8 <sup>th</sup> issue	0	0	0	0	0.00%	0.00%	0	0
15 COMMUNITY OF ŠMARJE	0	0	0	0	0.00%	0.00%	0	0
16 POŠTNA BANKA SLOVENIJE 2 <sup>nd</sup> issue	0	0	0	0	0.00%	0.00%	0	0
17 POŠTNA BANKA SLOVENIJE 3 <sup>rd</sup> issue	0	0	0	0	0.00%	0.00%	0	0
18 SI.MOBIL 1 <sup>st</sup> issue	0	0	0	0	0.00%	0.00%	0	0
19 SIP STROJNA INDUSTRIJA 1 <sup>st</sup> issue, A series	0	0	0	0	0.00%	0.00%	0	0
20 SIP STROJNA INDUSTRIJA 1 <sup>st</sup> issue, B series	0	0	0	0	0.00%	0.00%	0	0
21 UBK KONVERTIBILNE	0	0	0	0	0.00%	0.00%	0	0
<b>Total free market (shares and bonds)</b>	<b>66,748,708,790</b>	<b>294,479,710</b>	<b>27,425,530,533</b>	<b>13,779,497,281</b>	<b>42.14%</b>	<b>-</b>	<b>23,334,575</b>	<b>54,040</b>

### 3. Investment funds

Issue	Total (in SIT)	Total (in EUR)	Block trades (in SIT)	Cross trades (in SIT)	Share in total turnover on free market	Share in turnover of investment funds	Volume in pieces	Number of bargains
<b>Total investment funds</b>	<b>85,740,003,502</b>	<b>378,299,882</b>	<b>46,755,797,719</b>	<b>8,589,632,011</b>	<b>54.14%</b>	<b>100.00%</b>	<b>986,601,663</b>	<b>183,958</b>
1 <b>Closed-end funds</b>	21,125,726,271	92,346,262	14,057,137,095	958,966,561	13.34%	24.64%	99,284,631	23,360
2 <b>Authorised closed-end funds</b>	64,614,277,231	285,953,620	32,698,660,624	7,630,665,450	40.80%	75.36%	887,317,032	160,598

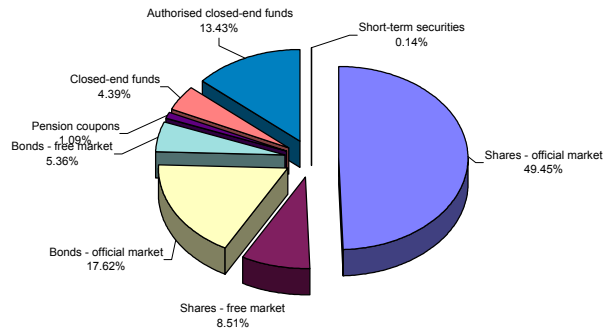
#### 3.1. Closed-end funds

Issue	Total (in SIT)	Total (in EUR)	Block trades (in SIT)	Cross trades (in SIT)	Share in total turnover on free market	Share in turnover of closed-end funds	Volume in pieces	Number of bargains
<b>Total closed-end funds</b>	<b>21,125,726,271</b>	<b>92,346,262</b>	<b>14,057,137,095</b>	<b>958,966,561</b>	<b>13.34%</b>	<b>100.00%</b>	<b>99,284,631</b>	<b>23,360</b>
1 TRIGLAV STEBER 1	9,296,630,640	40,628,145	6,084,636,741	484,403,296	5.87%	44.01%	49,532,782	7,643
2 INFOND ID	4,424,353,219	19,328,617	3,603,176,318	103,240,827	2.79%	20.94%	2,683,333	4,673
3 NFD 1	4,186,956,606	18,324,363	2,131,841,261	268,531,413	2.64%	19.82%	24,953,558	6,871
4 ID KD	3,217,785,806	14,065,137	2,237,482,775	102,791,025	2.03%	15.23%	22,114,958	4,173

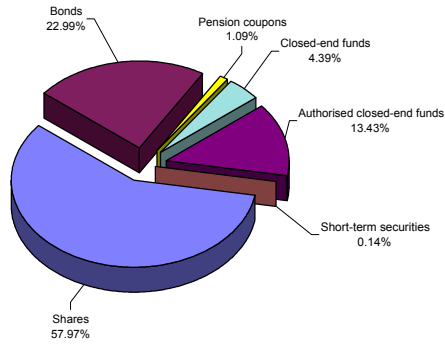
#### 3.2. Authorised closed-end funds

Issue	Total (in SIT)	Total (in EUR)	Block trades (in SIT)	Cross trades (in SIT)	Share in total turnover on free market	Share in turnover of auth. closed-end funds	Volume in pieces	Number of bargains
<b>Total authorised closed-end funds</b>	<b>64,614,277,231</b>	<b>285,953,620</b>	<b>32,698,660,624</b>	<b>7,630,665,450</b>	<b>40.80%</b>	<b>100.00%</b>	<b>887,317,032</b>	<b>160,598</b>
1 TRIGLAV STEBER 1	7,635,982,218	34,028,200	5,295,346,798	442,401,806	40.80%	11.82%	54,539,604	6,566
2 ZLATA MONETA 1	6,753,749,248	29,704,140	2,044,293,805	744,116,819	4.82%	10.45%	46,515,804	8,899
3 INFOND ZLAT	6,732,671,039	29,983,805	3,606,380,761	647,523,414	4.26%	10.42%	93,635,080	11,171
4 MAKSIMA 1	6,661,759,841	29,380,685	4,154,936,075	567,576,704	4.25%	10.31%	86,794,804	11,567
5 ZLATA MONETA II	4,125,190,286	18,298,856	3,548,311,977	237,603,149	4.21%	6.38%	83,581,346	5,322
6 ZVON ENA	3,523,224,261	15,555,635	448,306,567	386,202,570	2.60%	5.45%	33,275,839	11,123
7 ATENA 1. SKLAD	2,717,131,489	12,123,917	1,729,279,067	311,338,844	2.22%	4.21%	53,274,120	4,378
8 POMURSKA INV.DRUŽBA 1	2,461,983,207	10,882,594	1,263,143,513	322,941,057	1.72%	3.81%	15,165,644	3,178
9 NFD 2	2,401,966,497	10,599,733	764,166,053	259,588,950	1.72%	3.72%	53,149,960	18,698
10 ZVON DVA	2,361,546,156	10,429,291	1,336,538,796	315,223,352	1.52%	3.65%	52,486,495	9,623
11 ATENA PID	2,255,750,744	9,880,697	1,687,877,459	170,740,145	1.49%	3.49%	33,162,924	4,160
12 NFD 1	2,202,639,384	9,806,378	694,071,719	208,136,462	1.42%	3.41%	16,485,421	7,049
13 KRONA SENIOR	2,024,411,479	8,872,189	833,354,801	272,479,771	1.39%	3.13%	27,639,064	4,140
14 TRIGLAV STEBER II	2,000,781,589	8,870,539	566,596,673	620,653,125	1.28%	3.10%	43,466,197	11,319
15 ID KD	1,658,567,221	7,415,491	479,154,523	148,684,214	1.26%	2.57%	17,794,097	6,206
16 MODRA LINJA	1,509,823,136	6,675,107	983,850,276	288,492,988	1.05%	2.34%	16,781,101	3,014
17 INFOND PID	1,260,758,718	5,504,473	1,052,756,970	58,290,056	0.95%	1.95%	27,861,141	3,977
18 VIZIJA DPB	1,230,516,490	5,450,363	942,789,697	47,167,743	0.80%	1.90%	24,541,996	1,668
19 MERCATA 1	1,072,676,135	4,685,312	143,591,846	814,425,394	0.78%	1.66%	21,680,326	1,887
20 PID VIPA INVEST	780,103,238	3,437,520	0	104,817,611	0.68%	1.21%	10,127,435	1,170
21 NIKA 1	718,625,168	3,193,994	590,626,096	51,966,565	0.49%	1.11%	11,409,342	1,017
22 PID KD	584,855,444	2,586,876	0	189,618,714	0.45%	0.91%	15,963,347	8,542
23 ARKADA ENA	555,722,658	2,448,689	318,663,558	33,419,726	0.37%	0.86%	9,345,092	2,116
24 POOBLAŠČENA POMURSKA INV. DRUŽBA	284,805,014	1,265,421	93,638,044	56,514,154	0.35%	0.44%	7,640,476	3,111
25 KS-sklad 2	244,714,700	1,082,780	0	150,911,196	0.18%	0.38%	5,835,785	1,359
26 KS-sklad 4	181,020,881	812,832	89,375,000	1,504,751	0.15%	0.28%	6,061,780	448
27 MERCATA	167,412,072	740,153	31,610,550	52,579,566	0.11%	0.26%	3,977,821	1,780
28 NIKA	113,303,517	499,830	0	28,774,156	0.11%	0.18%	2,850,586	1,192
29 PID AKTIVA AVANT I	61,429,092	272,442	0	12,569,206	0.07%	0.10%	1,834,654	1,613
30 TRDNJAVA	59,809,238	265,077	0	12,919,184	0.04%	0.09%	2,149,141	788
31 NIKA 2	51,478,517	227,513	0	24,213,066	0.04%	0.08%	1,564,572	579
32 SETEV	39,623,345	174,812	0	5,363,873	0.03%	0.06%	1,216,025	369
33 TRGATEV	38,347,653	169,378	0	8,945,828	0.03%	0.06%	1,242,424	465
34 PLOD	33,336,585	147,135	0	10,899,046	0.02%	0.05%	1,073,968	277
35 KS - SKLAD 4	33,213,404	146,215	0	6,063,018	0.02%	0.05%	916,941	927
36 TRDNJAVA I	31,364,758	138,989	0	8,280,843	0.02%	0.05%	1,077,576	358
37 CAPINVEST 2	19,278,529	85,604	0	2,114,271	0.02%	0.03%	516,150	208
38 ARKADA TRI	9,152,210	41,137	0	2,115,563	0.01%	0.01%	289,847	146
39 ARKADA DVA	7,315,966	32,866	0	2,168,977	0.01%	0.01%	177,876	84
40 KRONA KRONA	6,799,864	30,467	0	343,793	0.00%	0.01%	184,231	99
41 VIPA INVEST SOČA	975,780	4,406	0	975,780	0.00%	0.00%	25,020	2
42 VIPA INVEST NANOS	460,460	2,079	0	0	0.00%	0.00%	5,980	3
<b>Pension coupons</b>	<b>5,230,144,278</b>	<b>22,993,792</b>	<b>40,700,000</b>	<b>741,765,593</b>	<b>3.30%</b>	<b>-</b>	<b>95,886,664</b>	<b>68,785</b>
<b>Short-term securities</b>	<b>661,860,184</b>	<b>2,884,141</b>	<b>659,687,784</b>	<b>1,252,400</b>	<b>0.42%</b>	<b>-</b>	<b>70,538</b>	<b>9</b>
<b>Total free market</b>	<b>158,380,716,754</b>	<b>698,657,525</b>	<b>74,881,716,036</b>	<b>23,112,147,285</b>	<b>100.00%</b>	<b>-</b>	<b>1,105,893,440</b>	<b>306,792</b>
<b>Total turnover in Year 2002</b>	<b>481,040,836,680</b>	<b>2,122,611,023</b>	<b>219,019,335,007</b>	<b>61,070,962,006</b>	<b>-</b>	<b>-</b>	<b>1,133,823,145</b>	<b>452,805</b>

Structure of turnover by securities in Year 2002



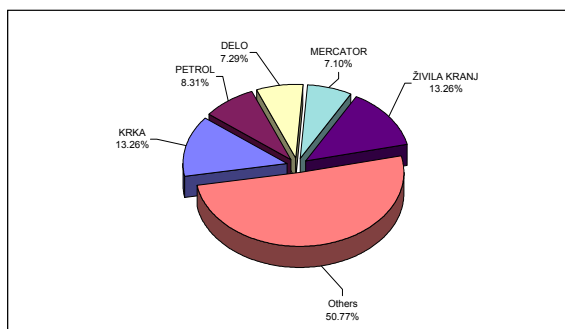
Structure of turnover by securities - all markets - Year 2002



## C5) MOST TRADED SECURITIES IN DECEMBER 2002

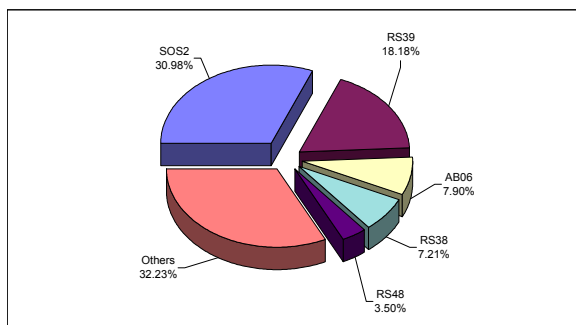
### MOST TRADED SHARES

Issuer	Turnover (in SIT) - order book trades only	Market capitalisation as of 31 December 2002 (in SIT)	Number of bargains - order book trades only
KRKA	1,872,392,529	150,413,672,767	1,837
PETROL	1,174,020,852	85,557,138,572	983
DELO	1,029,407,629	17,187,198,000	159
MERCATOR	1,002,909,904	78,770,762,472	735
ŽIVILA KRANJ	1,872,392,529	5,280,376,096	68
Others	7,169,809,415	895,898,087,990	8,332
<b>Total</b>	<b>14,120,932,858</b>	<b>1,233,107,235,897</b>	<b>12,114</b>



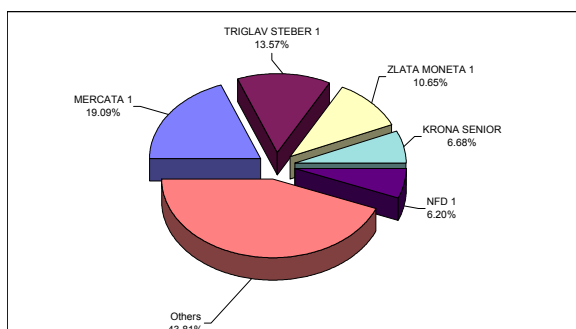
### MOST TRADED BONDS

Issue	Turnover (in SIT) - order book trades only	Market capitalisation as of 31 December 2002 (in SIT)	Number of bargains - order book trades only
SLOVENSKA ODŠKODNINSKA DRUŽBA 2 <sup>nd</sup> issue	1,465,216,781	121,088,302,959	539
REPUBLIKA SLOVENIJA 39 <sup>th</sup> issue	859,647,547	28,245,000,000	1,916
ABANKA 6 <sup>th</sup> issue	373,756,557	3,139,056,518	9
REPUBLIKA SLOVENIJA 38 <sup>th</sup> issue	341,113,876	24,214,592,190	275
REPUBLIKA SLOVENIJA 48 <sup>th</sup> issue	165,352,583	1,367,371,638	122
Others	1,523,930,952	512,684,322,254	1,258
<b>Total</b>	<b>4,729,018,296</b>	<b>690,738,645,559</b>	<b>4,119</b>



### MOST TRADED INVESTMENT FUNDS

Closed-end funds or Authorised closed-end funds	Turnover (in SIT) - order book trades only	Market capitalisation as of 31 December 2002 (in SIT)	Number of bargains - order book trades only
MERCATA 1	847,808,799	1,931,123,016	308
TRIGLAV STEBER 1	602,673,520	33,466,381,818	1,235
ZLATA MONETA 1	472,750,286	12,342,095,438	799
KRONA SENIOR	296,631,040	6,709,728,248	694
NFD 1	275,303,779	31,929,786,852	1,169
Others	1,945,748,113	157,432,049,616	12,525
<b>Total</b>	<b>4,440,915,537</b>	<b>243,811,164,988</b>	<b>16,730</b>

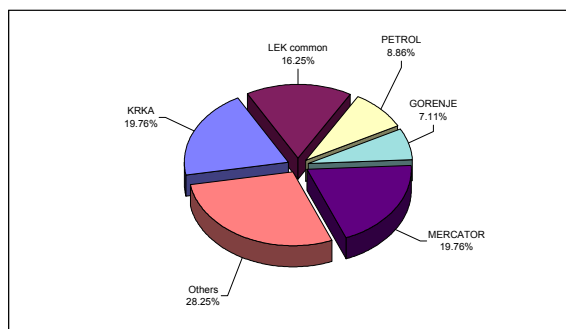




## C6) MOST TRADED SECURITIES IN YEAR 2002

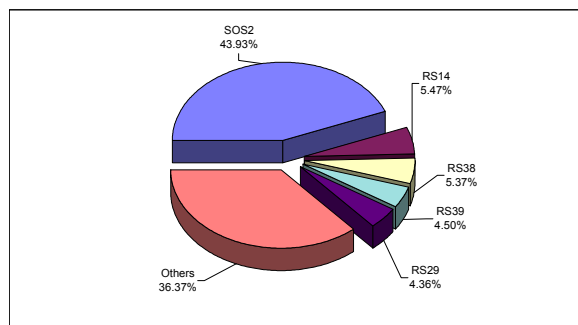
### MOST TRADED SHARES

Issuer	Turnover (in SIT) - order book trades only	Market capitalisation as of 31 December 2002 (in SIT)	Number of bargains - order book trades only
KRKA	36,356,642,101	150,413,672,767	26,032
LEK common	29,903,785,637	152,202,955,000	13,948
PETROL	16,300,875,224	85,557,138,572	14,773
GORENJE	13,076,846,506	53,760,276,000	15,564
MERCATOR	36,356,642,101	78,770,762,472	10,719
Others	51,972,651,047	712,402,431,086	102,821
<b>Total</b>	<b>183,967,442,616</b>	<b>1,233,107,235,897</b>	<b>183,857</b>



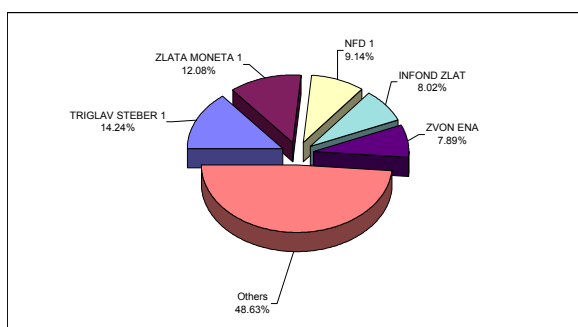
### MOST TRADED BONDS

Issue	Turnover (in SIT) - order book trades only	Market capitalisation as of 31 December 2002 (in SIT)	Number of bargains - order book trades only
SLOVENSKA ODŠKODNINSKA DRUŽBA 2 <sup>nd</sup> issue	14,881,717,426	121,088,302,959	6,445
REPUBLIKA SLOVENIJA 14 <sup>th</sup> issue	1,854,584,898	6,360,736,000	137
REPUBLIKA SLOVENIJA 38 <sup>th</sup> issue	1,818,574,671	24,214,592,190	540
REPUBLIKA SLOVENIJA 39 <sup>th</sup> issue	1,525,833,817	28,245,000,000	2,851
REPUBLIKA SLOVENIJA 29 <sup>th</sup> issue	1,477,664,079	13,155,950,473	663
Others	12,319,861,705	497,674,063,937	4,288
<b>Total</b>	<b>33,878,236,596</b>	<b>690,738,645,559</b>	<b>14,924</b>



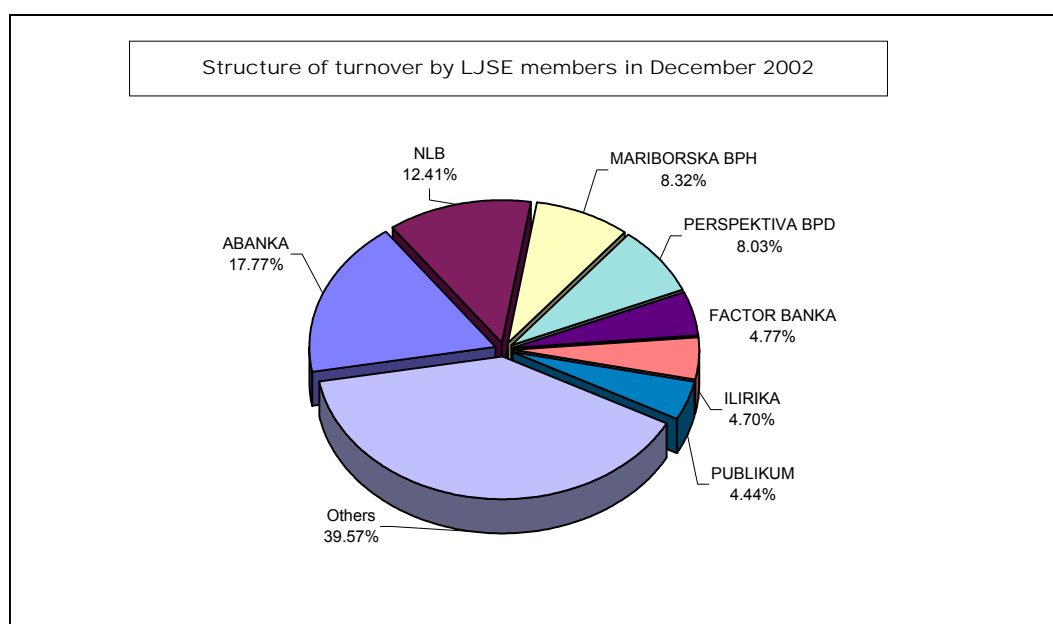
### MOST TRADED INVESTMENT FUNDS

Closed-end funds or Authorised closed-end funds	Turnover (in SIT) - order book trades only	Market capitalisation as of 31 December 2002 (in SIT)	Number of bargains - order book trades only
TRIGLAV STEBER 1	5,552,629,319	33,466,381,818	14,131
ZLATA MONETA 1	4,709,455,443	12,342,095,438	8,886
NFD 1	3,563,683,010	31,929,786,852	13,907
INFOND ZLAT	3,126,290,278	n.a.	11,156
ZVON ENA	3,074,917,694	19,190,853,732	11,120
Others	18,957,230,039	146,882,047,148	124,481
<b>Total</b>	<b>38,984,205,783</b>	<b>243,811,164,988</b>	<b>183,681</b>



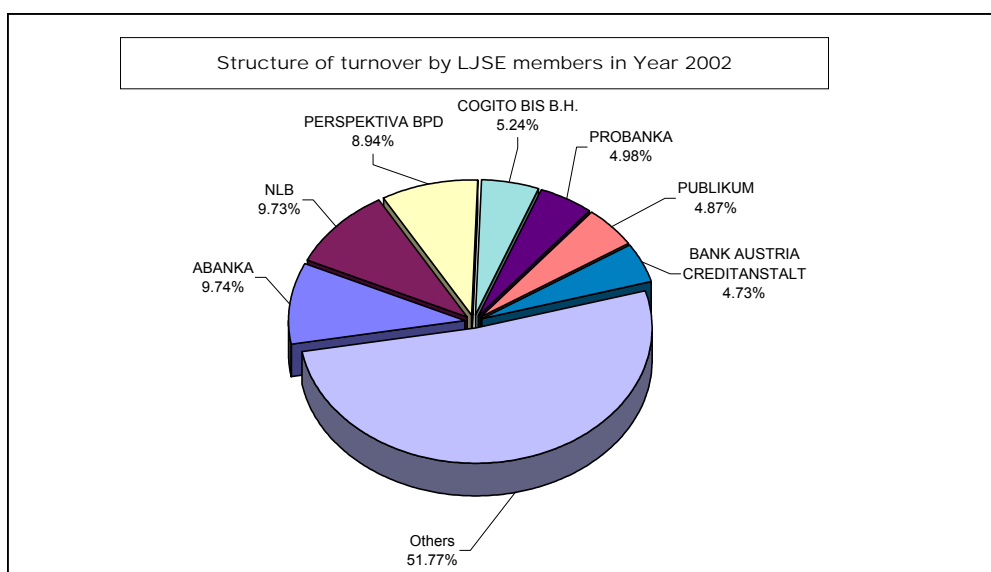
C7) TURNOVER BY LJSE MEMBERS IN DECEMBER 2002

Member	Official market (in SIT)	Free market (in SIT)	Total (in SIT)	Share in turnover
1 ABANKA	16,009,782,674 SIT	6,036,261,445 SIT	22,046,044,119 SIT	17.77%
2 NLB	12,391,498,336 SIT	3,008,137,444 SIT	15,399,635,780 SIT	12.41%
3 MARIBORSKA BPH	8,545,493,087 SIT	1,775,067,111 SIT	10,320,560,198 SIT	8.32%
4 PERSPEKTIVA BPD	8,787,074,132 SIT	1,173,824,161 SIT	9,960,898,293 SIT	8.03%
5 FACTOR BANKA	3,926,332,599 SIT	1,986,707,583 SIT	5,913,040,181 SIT	4.77%
6 ILIRIKA	4,225,879,416 SIT	1,606,427,114 SIT	5,832,306,530 SIT	4.70%
7 PUBLIKUM	5,028,441,735 SIT	481,356,823 SIT	5,509,798,559 SIT	4.44%
8 PROBANKA	2,361,719,290 SIT	2,551,801,184 SIT	4,913,520,474 SIT	3.96%
9 PM&A BPD	2,041,232,162 SIT	2,822,673,711 SIT	4,863,905,872 SIT	3.92%
10 GBD GORENJSKA BORZNO POSREDNIŠKA DRUŽBA	1,247,841,638 SIT	3,210,209,097 SIT	4,458,050,734 SIT	3.59%
11 SKB BANKA	3,793,717,496 SIT	195,694,830 SIT	3,989,412,326 SIT	3.21%
12 BANKA VIPA	2,677,878,349 SIT	553,043,407 SIT	3,230,921,756 SIT	2.60%
13 BANK AUSTRIA CREDITANSTALT	1,521,243,102 SIT	1,549,438,828 SIT	3,070,681,931 SIT	2.47%
14 ZADRUŽNA BANKA	818,930,298 SIT	2,003,918,700 SIT	2,822,848,998 SIT	2.27%
15 CERTIUS BPH	1,927,386,966 SIT	833,474,094 SIT	2,760,861,060 SIT	2.22%
16 POTEZA	1,485,927,284 SIT	1,243,821,173 SIT	2,729,748,456 SIT	2.20%
17 RAIFFEISEN KREKOVA BANKA	709,231,943 SIT	1,998,301,113 SIT	2,707,533,056 SIT	2.18%
18 AC - BORZNO POSREDNIŠKA HIŠA	1,211,624,974 SIT	1,122,281,237 SIT	2,333,906,210 SIT	1.88%
19 ARGONOS BPH	874,556,353 SIT	1,122,615,456 SIT	1,997,171,809 SIT	1.61%
20 MEDVEŠEK PUŠNIK	1,157,962,876 SIT	566,765,881 SIT	1,724,728,757 SIT	1.39%
21 CELJSKA BORZNO-POSREDNIŠKA HIŠA	483,689,141 SIT	1,056,983,865 SIT	1,540,673,006 SIT	1.24%
22 COGITO BIS B.H.	448,754,257 SIT	1,012,395,661 SIT	1,461,149,917 SIT	1.18%
23 MOJA DELNICA BPH	727,298,025 SIT	555,198,837 SIT	1,282,496,862 SIT	1.03%
24 PFC INTERFIN	447,640,794 SIT	734,113,517 SIT	1,181,754,311 SIT	0.95%
25 VERITAS BH	152,463,821 SIT	580,157,915 SIT	732,621,736 SIT	0.59%
26 BANKA KOPER	391,130,547 SIT	256,095,344 SIT	647,225,891 SIT	0.52%
27 B P H	158,682,233 SIT	403,238,334 SIT	561,920,567 SIT	0.45%
28 GORENJSKA BANKA	22,492,147 SIT	72,390,042 SIT	94,882,189 SIT	0.08%
<b>Total</b>	<b>83,575,905,674 SIT</b>	<b>40,512,393,906 SIT</b>	<b>124,088,299,580 SIT</b>	<b>100.00%</b>



### C8) TURNOVER BY LJSE MEMBERS IN YEAR 2002

Member	Official market (in SIT)	Free market (in SIT)	Total (in SIT)	Share in turnover
1 ABANKA	66,533,854,513 SIT	27,164,459,352 SIT	93,698,313,864 SIT	9.74%
2 NLB	63,015,460,341 SIT	30,563,912,780 SIT	93,579,373,120 SIT	9.73%
3 PERSPEKTIVA BPD	71,929,607,102 SIT	14,112,304,882 SIT	86,041,911,983 SIT	8.94%
4 COGITO BIS B.H.	29,460,471,149 SIT	20,971,943,574 SIT	50,432,414,723 SIT	5.24%
5 PROBANKA	24,463,526,757 SIT	23,421,298,336 SIT	47,884,825,093 SIT	4.98%
6 PUBLIKUM	37,868,392,138 SIT	9,021,258,533 SIT	46,889,650,671 SIT	4.87%
7 BANK AUSTRIA CREDITANSTALT	37,759,886,774 SIT	7,733,490,085 SIT	45,493,376,859 SIT	4.73%
8 MARIBORSKA BPH	29,685,583,899 SIT	11,172,843,072 SIT	40,858,426,971 SIT	4.25%
9 PM&A BPD	23,518,785,394 SIT	17,161,398,505 SIT	40,680,183,899 SIT	4.23%
10 ILIRIKA	25,730,485,251 SIT	14,474,899,937 SIT	40,205,385,187 SIT	4.18%
11 FACTOR BANKA	21,341,634,961 SIT	17,088,135,613 SIT	38,429,770,574 SIT	3.99%
12 POTEZA	22,604,723,225 SIT	15,330,087,199 SIT	37,934,810,424 SIT	3.94%
13 MEDVEŠEK PUŠNIK	21,256,533,982 SIT	7,275,271,343 SIT	28,531,805,325 SIT	2.97%
14 SKB BANKA	23,913,386,357 SIT	4,595,888,423 SIT	28,509,274,779 SIT	2.96%
15 BANKA VIPA	23,823,055,754 SIT	3,319,327,391 SIT	27,142,383,145 SIT	2.82%
16 GBD GORENJSKA BORZNO POSREDNIŠKA DRUŽBA	10,557,093,061 SIT	13,028,923,936 SIT	23,586,016,998 SIT	2.45%
17 ZADRUŽNA BANKA	16,319,955,720 SIT	6,035,743,159 SIT	22,355,698,879 SIT	2.32%
18 PFC INTERFIN	15,809,995,036 SIT	5,293,938,849 SIT	21,103,933,885 SIT	2.19%
19 AC - BORZNO POSREDNIŠKA HIŠA	11,145,173,600 SIT	9,819,451,876 SIT	20,964,625,476 SIT	2.18%
20 RAIFFEISEN KREKOVA BANKA	10,146,369,791 SIT	10,698,309,751 SIT	20,844,679,542 SIT	2.17%
21 ARGONOS BPH	12,031,887,361 SIT	7,875,456,413 SIT	19,907,343,774 SIT	2.07%
22 CERTIUS BPH	11,535,819,897 SIT	7,757,442,660 SIT	19,293,262,557 SIT	2.01%
23 BANKA KOPER	9,227,740,461 SIT	5,774,342,481 SIT	15,002,082,941 SIT	1.56%
24 CELJSKA BORZNO-POSREDNIŠKA HIŠA	6,551,333,310 SIT	6,625,874,724 SIT	13,177,208,035 SIT	1.37%
25 B P H	5,954,088,713 SIT	5,366,975,038 SIT	11,321,063,750 SIT	1.18%
26 EBROKERS	1,665,427,191 SIT	7,929,217,968 SIT	9,594,645,158 SIT	1.00%
27 MOJA DELNICA BPH	5,559,824,319 SIT	3,122,677,515 SIT	8,682,501,834 SIT	0.90%
28 GORENJSKA BANKA	3,271,931,135 SIT	1,031,589,728 SIT	4,303,520,863 SIT	0.45%
29 VERITAS BH	1,264,785,988 SIT	1,906,745,752 SIT	3,171,531,740 SIT	0.33%
30 IT MODRA HIŠA	1,201,352,046 SIT	710,285,314 SIT	1,911,637,359 SIT	0.20%
31 BROD NA MURI BPH	172,161,949 SIT	377,992,179 SIT	550,154,128 SIT	0.06%
<b>Total</b>	<b>645,320,327,173 SIT</b>	<b>316,761,486,365 SIT</b>	<b>962,081,813,538 SIT</b>	<b>100.00%</b>



## C9) TURNOVER IN YEARS 2001 AND 2002

### MONTHLY TURNOVER ON OFFICIAL MARKET

Year 2001	Number of trading days	Turnover (in SIT)			Number of bargains	
		per month	average per day	average per bargain	per month	average per day
December	18	32,432,636,267	1,801,813,126	3,064,598	10,583	588
<b>TOTAL</b>	<b>247</b>	<b>233,299,236,084</b>			<b>104,282</b>	
<b>AVERAGE 2001</b>	20.58	19,441,603,007	944,531,320	2,237,196	8,690	422
<b>YEAR 2002</b>						
January	21	23,391,290,219	1,113,870,963	1,581,668	14,789	704
February	19	17,550,952,342	923,734,334	2,439,326	7,195	379
March	21	22,519,454,300	1,072,354,967	1,881,482	11,969	570
April	21	27,541,116,228	1,311,481,725	1,924,068	14,314	682
May	20	25,381,807,237	1,269,090,362	1,984,504	12,790	640
June	19	19,791,779,374	1,041,672,599	2,211,125	8,951	471
July	23	31,589,908,982	1,373,474,304	3,492,141	9,046	393
August	21	29,086,116,707	1,385,053,177	2,377,288	12,235	583
September	21	26,795,304,876	1,275,966,899	1,859,881	14,407	686
October	22	31,821,503,554	1,446,431,980	2,291,625	13,886	631
November	20	25,402,933,277	1,270,146,664	1,697,149	14,968	748
December	19	41,787,952,840	2,199,365,939	3,645,464	11,463	603
<b>TOTAL</b>	<b>247</b>	<b>322,660,119,936</b>			<b>146,013</b>	
<b>AVERAGE 2002</b>	20.58	26,888,343,328	1,306,316,275	2,209,804	12,168	591

### MONTHLY TURNOVER ON FREE MARKET \*

Year 2001	Number of trading days	Turnover (in SIT)			Number of bargains	
		per month	average per day	average per bargain	per month	average per day
December	18	14,151,915,892	786,217,550	888,158	15,934	885
<b>TOTAL</b>	<b>247</b>	<b>115,344,335,116</b>			<b>215,875</b>	
<b>AVERAGE 2001</b>	20.58	9,612,027,926	466,981,114	534,311	17,990	874
<b>YEAR 2002</b>						
January	21	6,646,213,927	316,486,377	369,501	17,987	857
February	19	13,109,093,513	689,952,290	533,584	24,568	1,293
March	21	14,804,700,956	704,985,760	501,446	29,524	1,406
April	21	13,376,800,464	636,990,498	491,650	27,208	1,296
May	20	10,600,088,172	530,004,409	434,163	24,415	1,221
June	19	11,496,974,652	605,103,929	599,113	19,190	1,010
July	23	8,561,384,159	372,234,094	455,417	18,799	817
August	21	9,073,745,435	432,083,116	609,426	14,889	709
September	21	14,737,526,110	701,786,958	789,581	18,665	889
October	22	20,786,909,622	944,859,528	626,451	33,182	1,508
November	20	14,931,082,803	746,554,140	498,218	29,969	1,498
December	19	20,256,196,959	1,066,115,629	418,551	48,396	2,547
<b>TOTAL</b>	<b>247</b>	<b>158,380,716,772</b>			<b>306,792</b>	
<b>AVERAGE 2002</b>	20.58	13,198,393,064	641,217,477	516,248	25,566	1,242

\* Includes the turnover of shares, bonds, inv.funds, short-term securities and pension coupons.

MONTHLY TURNOVER ON ALL MARKETS

Year 2001	Number of trading days	Turnover (in SIT)			Number of bargains	
		per month	average per day	average per bargain	per month	average per day
December	18	46,584,552,159	2,588,030,676	1,756,781	26,517	1,473
<b>TOTAL</b>	<b>247</b>	<b>348,643,571,200</b>			<b>320,157</b>	
<b>AVERAGE 2001</b>	20.58	29,053,630,933	1,411,512,434	1,088,977	27,313	1,296
<b>YEAR 2002</b>						
January	21	30,037,504,146	1,430,357,340	916,448	32,776	1,561
February	19	30,660,045,855	1,613,686,624	965,276	31,763	1,672
March	21	37,324,155,256	1,777,340,726	899,529	41,493	1,976
April	21	40,917,916,692	1,948,472,223	985,451	41,522	1,977
May	20	35,981,895,409	1,799,094,770	967,125	37,205	1,860
June	19	31,288,754,026	1,646,776,528	1,111,857	28,141	1,481
July	23	40,151,293,141	1,745,708,397	1,441,957	27,845	1,211
August	21	38,159,862,142	1,817,136,292	1,406,867	27,124	1,292
September	21	41,532,830,986	1,977,753,856	1,255,831	33,072	1,575
October	22	52,608,413,176	2,391,291,508	1,117,711	47,068	2,139
November	20	40,334,016,080	2,016,700,804	897,568	44,937	2,247
December	19	62,044,149,799	3,265,481,568	1,036,505	59,859	3,150
<b>TOTAL</b>	<b>247</b>	<b>481,040,836,708</b>			<b>452,805</b>	
<b>AVERAGE 2002</b>	20.58	40,086,736,392	1,947,533,752	1,062,358	37,734	1,833

TURNOVER BY SECURITIES ON ALL MARKETS OF LJUBLJANA STOCK EXCHANGE IN YEARS 1998 - 2002

Total turnover and number of bargains

Year	Number of trading days	Turnover (in SIT)			Number of bargains	
		per year	average per day	average per bargain	per year	average per day
2002	247	481,040,836,708	1,947,533,752	1,062,358	452,805	1,833
2001	247	348,643,571,200	1,411,512,434	1,088,977	320,157	1,296
2000	249	269,617,104,598	1,082,799,617	679,818	396,602	1,593
1999	254	265,671,058,734	1,045,949,050	594,292	447,038	1,760
1998	252	173,374,959,032	687,995,869	729,680	237,604	943

Average turnover and number of bargains

Year	Turnover (in SIT)			Number of bargains	
	per month	per day	per bargain	per month	per day
2002	40,086,736,392	1,947,533,752	1,062,358	37,734	1,833
2001	29,053,630,933	1,411,512,434	1,088,977	26,680	1,296
2000	22,468,092,050	1,082,799,617	679,818	33,050	1,593
1999	22,139,254,895	1,045,949,050	594,292	37,253	1,760
1998	14,447,913,253	687,995,869	729,680	19,800	943

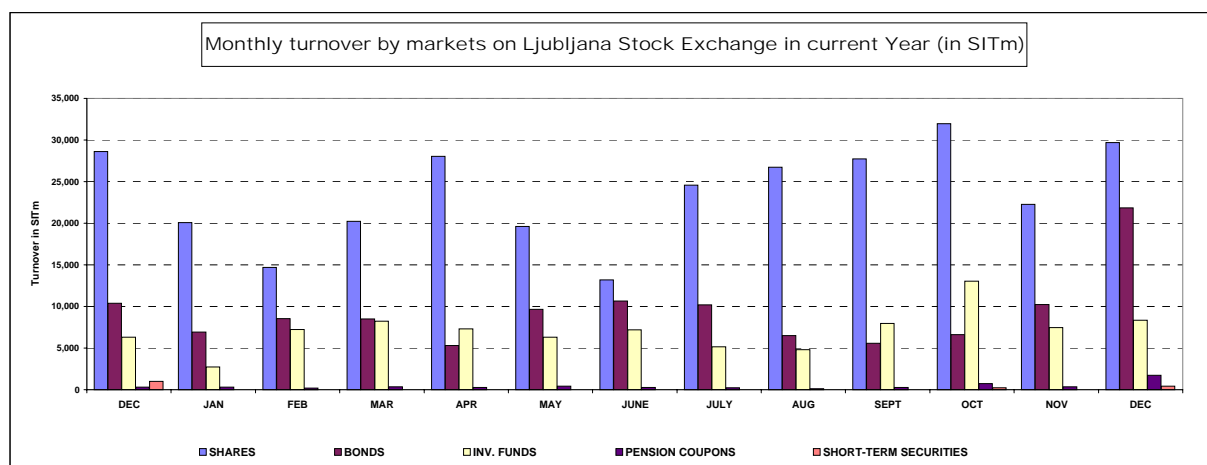
## STRUCTURE OF TURNOVER

MONTHLY TURNOVER BY MARKETS ON LJUBLJANA STOCK EXCHANGE IN CURRENT YEAR (in SIT)

MONTH	OFFICIAL MARKET		FREE MARKET						TOTAL
	SHARES	BONDS	SHARES	BONDS	CLOSED-END FUNDS	AUTHORISED CLOSED-END FUNDS	PENSION COUPONS	SHORT-TERM SECURITIES	
<b>YEAR 2001</b>									
December	23,505,357,701	8,927,278,566	5,123,846,536	1,444,103,093	-	6,294,858,883	291,528,880	997,578,500	46,584,552,159
<b>Total 2001</b>	<b>194,498,268,846</b>	<b>38,800,967,235</b>	<b>42,641,447,807</b>	<b>12,818,739,696</b>	-	<b>55,402,203,505</b>	<b>1,651,884,886</b>	<b>2,830,059,212</b>	<b>348,643,571,187</b>
<b>YEAR 2002</b>									
January	17,961,471,697	5,429,818,522	2,126,834,395	1,503,751,323	-	2,715,438,305	300,189,904	0	30,037,504,146
February	11,323,889,104	6,227,063,238	3,360,542,952	2,306,401,914	-	7,239,288,099	202,860,548	0	30,660,045,855
March	15,957,290,362	6,562,163,938	4,284,968,742	1,954,953,429	-	8,220,585,061	344,193,724	0	37,324,155,256
April	24,326,522,540	3,214,593,688	3,700,246,073	2,091,962,539	-	7,312,735,020	271,856,831	0	40,917,916,691
May	17,218,620,600	8,163,186,637	2,390,529,855	1,499,206,805	-	6,305,661,711	404,689,801	0	35,981,895,409
June	10,921,241,382	8,870,537,992	2,278,918,076	1,765,347,941	-	7,179,898,819	272,809,817	0	31,288,754,027
July	22,626,904,234	8,963,004,748	1,959,080,370	1,237,270,328	-	5,143,662,175	221,371,286	0	40,151,293,141
August	24,631,497,229	4,454,619,478	2,116,942,661	2,035,100,357	2,292,541,631	2,514,027,040	115,133,745	0	38,159,862,141
September	25,008,605,663	1,786,699,213	2,718,403,776	3,787,321,789	4,143,623,856	3,822,754,306	265,422,383	0	41,532,830,986
October	26,926,761,883	4,894,741,671	5,022,780,647	1,739,044,477	7,703,798,067	5,337,682,913	749,120,697	234,482,821	52,608,413,176
November	17,686,683,796	7,716,249,481	4,580,412,535	2,526,434,583	3,955,737,883	3,520,267,848	348,229,954	0	40,334,016,080
December	23,298,004,818	18,489,948,022	6,410,455,131	3,351,798,096	3,030,024,834	5,302,275,946	1,734,265,589	427,377,363	62,044,149,799
<b>Total 2002</b>	<b>237,887,493,308</b>	<b>84,772,626,628</b>	<b>40,950,115,213</b>	<b>25,798,593,581</b>	<b>21,125,726,271</b>	<b>64,614,277,243</b>	<b>5,230,144,279</b>	<b>661,860,184</b>	<b>481,040,836,707</b>

MONTHLY TURNOVER BY SECURITIES ON LJUBLJANA STOCK EXCHANGE IN CURRENT YEAR (in SIT)

MONTH	SHARES	BONDS	INVESTMENT FUNDS	PENSION COUPONS	SHORT-TERM SECURITIES	TOTAL
<b>YEAR 2001</b>						
December	28,629,204,237	10,371,381,659	6,294,858,883	291,528,880	997,578,500	46,584,552,159
<b>Total 2001</b>	<b>237,139,716,649</b>	<b>51,619,706,929</b>	<b>55,402,203,505</b>	<b>1,651,884,886</b>	<b>2,830,059,212</b>	<b>348,643,571,184</b>
<b>YEAR 2002</b>						
January	20,088,306,092	6,933,569,845	2,715,438,305	300,189,904	0	30,037,504,146
February	14,684,432,056	8,533,465,152	7,239,288,099	202,860,548	0	30,660,045,855
March	20,242,259,104	8,517,117,367	8,220,585,061	344,193,724	0	37,324,155,256
April	28,026,768,613	5,306,556,227	7,312,735,020	271,856,831	0	40,917,916,691
May	19,609,150,455	9,662,393,442	6,305,661,711	404,689,801	0	35,981,895,409
June	13,200,159,458	10,635,885,933	7,179,898,819	272,809,817	0	31,288,754,027
July	24,585,984,604	10,200,275,076	5,143,662,175	221,371,286	0	40,151,293,141
August	26,748,439,890	6,489,719,835	4,806,568,671	115,133,745	0	38,159,862,141
September	27,727,009,439	5,574,021,002	7,966,378,162	265,422,383	0	41,532,830,986
October	31,949,542,530	6,633,786,148	13,041,480,980	749,120,697	234,482,821	52,608,413,176
November	22,267,096,331	10,242,684,064	7,476,005,731	348,229,954	0	40,334,016,080
December	29,708,459,949	21,841,746,118	8,332,300,780	1,734,265,589	427,377,363	62,044,149,799
<b>Total 2002</b>	<b>278,837,608,521</b>	<b>110,571,220,209</b>	<b>85,740,003,514</b>	<b>5,230,144,279</b>	<b>661,860,184</b>	<b>481,040,836,707</b>



## D) MARKET CAPITALISATION

### MARKET CAPITALISATION - OFFICIAL MARKET (in SIT)

	31 Dec 2000	31 Dec 2001	30 Nov 2002	31 Dec 2002	Index 31 Dec 2002 / 30 Nov 2002	Index 31 Dec 2002 / 31 Dec 2001	Index 31 Dec 2001 / 31 Dec 2000	Share
<b>SHARES</b>	<b>579,446,081,627</b>	<b>697,253,506,985</b>	<b>1,044,321,555,261</b>	<b>1,010,570,041,658</b>	<b>97</b>	<b>145</b>	<b>120</b>	<b>65.06%</b>
Banks	44,303,719,033	79,442,339,672	33,467,413,675	33,896,698,650	101	43	179	3.35%
Companies	535,142,362,594	617,811,167,313	1,010,854,141,586	976,673,343,008	97	158	115	96.65%
<b>BONDS</b>	<b>228,563,080,455</b>	<b>288,037,807,017</b>	<b>525,097,221,395</b>	<b>542,643,632,999</b>	<b>103</b>	<b>188</b>	<b>126</b>	<b>34.94%</b>
State	178,553,607,502	228,546,965,439	469,548,154,656	487,019,103,209	104	213	128	89.75%
Banks	41,519,859,874	51,348,800,666	47,621,363,847	47,711,720,325	100	93	124	8.79%
Companies	8,489,613,080	8,142,040,911	7,927,702,892	7,912,809,466	100	97	96	1.46%
<b>TOTAL</b>	<b>808,009,162,082</b>	<b>985,291,314,002</b>	<b>1,569,418,776,655</b>	<b>1,553,213,674,657</b>	<b>99</b>	<b>158</b>	<b>122</b>	<b>100.00%</b>

### MARKET CAPITALISATION - FREE MARKET (in SIT)

	31 Dec 2000	31 Dec 2001	30 Nov 2002	31 Dec 2002	Index 31 Dec 2002 / 30 Nov 2002	Index 31 Dec 2002 / 31 Dec 2001	Index 31 Dec 2001 / 31 Dec 2000	Share
<b>SHARES</b>	<b>125,646,427,438</b>	<b>152,735,137,497</b>	<b>222,396,586,811</b>	<b>222,537,194,239</b>	<b>100</b>	<b>146</b>	<b>122</b>	<b>42.24%</b>
Banks	1,517,700,000	1,517,700,000	1,517,700,000	1,517,700,000	100	100	100	0.68%
Companies	124,128,727,438	151,217,437,497	220,878,886,811	221,019,494,239	100	146	122	99.32%
<b>BONDS</b>	<b>26,451,580,268</b>	<b>72,881,061,519</b>	<b>145,644,368,006</b>	<b>148,095,012,559</b>	<b>102</b>	<b>203</b>	<b>276</b>	<b>28.11%</b>
State	16,931,718,340	62,524,585,291	123,939,632,664	123,062,417,619	99	197	369	83.10%
Communities	278,830,764	22,786,828	-	-	-	-	8	-
Banks	3,938,873,757.47	4,856,624,595	15,743,760,019	19,058,543,599	121	392	123	12.87%
Companies	5,302,157,407	5,477,064,804	5,960,975,323	5,974,051,341	100	109	103	4.03%
<b>PENSION COUPONS</b>	<b>6,703,101,561</b>	<b>6,693,138,166</b>	<b>4,854,497,689</b>	<b>6,549,976,331</b>	<b>135</b>	<b>98</b>	<b>100</b>	<b>1.24%</b>
<b>CLOSED-END FUNDS</b>	<b>-</b>	<b>-</b>	<b>102,459,722,347</b>	<b>94,139,829,652</b>	<b>92</b>	<b>-</b>	<b>-</b>	<b>17.87%</b>
<b>AUTH. CLOSED-END FUNDS</b>	<b>171,621,207,464</b>	<b>162,367,936,564</b>	<b>159,190,274,679</b>	<b>149,671,335,336</b>	<b>94</b>	<b>92</b>	<b>95</b>	<b>28.41%</b>
<b>TOTAL *</b>	<b>330,422,316,731</b>	<b>394,677,273,745</b>	<b>532,085,727,185</b>	<b>526,853,518,465</b>	<b>99</b>	<b>133</b>	<b>119</b>	<b>100.00%</b>

<b>TOTAL SHARES</b>	<b>705,092,509,065</b>	<b>849,988,644,482</b>	<b>1,266,718,142,072</b>	<b>1,233,107,235,897</b>	<b>97</b>	<b>145</b>	<b>121</b>	<b>56.72%</b>
---------------------	------------------------	------------------------	--------------------------	--------------------------	-----------	------------	------------	---------------

<b>TOTAL BONDS</b>	<b>255,014,660,724</b>	<b>360,918,868,536</b>	<b>670,741,589,400</b>	<b>690,738,645,559</b>	<b>103</b>	<b>191</b>	<b>142</b>	<b>31.77%</b>
--------------------	------------------------	------------------------	------------------------	------------------------	------------	------------	------------	---------------

<b>PENSION COUPONS</b>	<b>6,703,101,561</b>	<b>6,693,138,166</b>	<b>4,854,497,689</b>	<b>6,549,976,331</b>	<b>135</b>	<b>98</b>	<b>100</b>	<b>0.30%</b>
------------------------	----------------------	----------------------	----------------------	----------------------	------------	-----------	------------	--------------

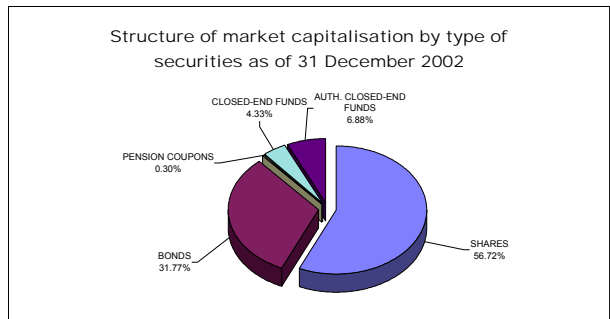
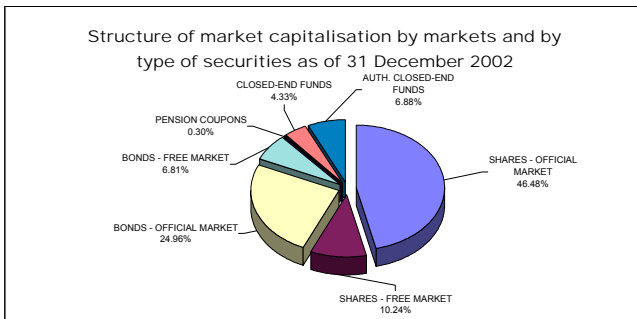
<b>INVESTMENT FUNDS</b>	<b>171,621,207,464</b>	<b>162,367,936,564</b>	<b>261,649,997,027</b>	<b>243,811,164,988</b>	<b>93</b>	<b>150</b>	<b>95</b>	<b>11.21%</b>
-------------------------	------------------------	------------------------	------------------------	------------------------	-----------	------------	-----------	---------------

<b>TOTAL CAPITALISATION ON LJSE *</b>	<b>1,138,431,478,813</b>	<b>1,379,968,587,748</b>	<b>2,203,964,226,187</b>	<b>2,174,207,022,774</b>	<b>99</b>	<b>158</b>	<b>121</b>	<b>100.00%</b>
---------------------------------------	--------------------------	--------------------------	--------------------------	--------------------------	-----------	------------	------------	----------------

\* Investment funds are included in market capitalisation

#### EXCHANGE RATES

1USD=227.7701 SIT as of 29 Dec 2000	1USD=250.9458 SIT as of 31 Dec 2001	1USD=231.2675 SIT as of 30 Nov 2002	1USD=222.0491 SIT as of 30 Dec 2002
1EUR=211.4390 SIT as of 29 Dec 2000	1EUR=221.4095 SIT as of 31 Dec 2001	1EUR=229.6486 SIT as of 30 Nov 2002	1EUR=230.2205 SIT as of 30 Dec 2002



D1) MARKET CAPITALISATION OF SHARES - OFFICIAL MARKET AS OF 31 DECEMBER 2002

Issue	Number of shares traded	Number of issued shares	Share of traded shares	Price as of 30 Dec 2002	Market capitalisation as of 31 Dec 2002 (in SIT)	Market capitalisation as of 31 Dec 2002 (in EUR)	Market capitalisation as of 31 Dec 2002 (in USD)
<b>Common shares</b>	-	-	-	-	<b>994,565,157,908</b>	<b>4,320,054,721</b>	<b>4,479,032,601</b>
1 LEK	1,790,623	1,792,782	99.88%	85,000 SIT	152,202,955,000.00	661,118,167	685,447,295
2 KRKA	3,542,612	3,542,612	100.00%	42,458 SIT	150,413,672,766.92	653,346,130	677,389,248
3 PETROL	2,086,301	2,086,301	100.00%	41,009 SIT	85,557,138,572.01	371,631,278	385,307,297
4 MERCATOR	3,208,504	3,208,504	100.00%	24,551 SIT	78,770,762,472.48	342,153,555	354,744,795
5 PIVOVARNA LAŠKO	8,747,652	8,747,652	100.00%	6,228 SIT	54,483,963,193.32	236,659,912	245,368,989
6 GORENJE	12,200,000	12,200,000	100.00%	4,407 SIT	53,760,276,000.00	233,516,459	242,109,858
7 SAVA	1,720,987	1,720,987	100.00%	28,463 SIT	48,983,919,475.03	212,769,582	220,599,496
8 INTEREUROPA	7,902,413	7,902,413	100.00%	5,246 SIT	41,456,216,646.26	180,071,786	186,698,422
9 ISTRABENZ	5,180,000	5,180,000	100.00%	7,750 SIT	40,145,207,200.00	174,377,204	180,794,280
10 PIVOVARNA UNION	451,114	451,114	100.00%	87,372 SIT	39,414,732,408.00	171,204,269	177,504,581
11 LUKA KOPER	7,140,000	7,140,000	100.00%	4,594 SIT	32,801,945,400.00	142,480,558	147,723,839
12 BANKA KOPER	531,359	531,359	100.00%	56,100 SIT	29,809,239,900.00	129,481,258	134,246,164
13 DROGA PORTOROŽ	282,768	282,768	100.00%	89,093 SIT	25,192,609,836.48	109,428,178	113,455,131
14 MERKUR	912,585	912,585	100.00%	25,152 SIT	22,953,055,018.65	99,700,309	103,369,277
15 TERME ČATEŽ	674,971	674,971	100.00%	27,890 SIT	18,824,941,190.00	81,769,179	84,778,282
16 DELO	667,464	667,464	100.00%	25,750 SIT	17,187,198,000.00	74,655,376	77,402,692
17 KOLINSKA	3,166,992	3,169,525	99.92%	5,081 SIT	16,091,359,672.32	69,895,425	72,467,574
18 ŽITO	348,765	348,765	100.00%	37,653 SIT	13,131,898,576.05	57,040,527	59,139,616
19 SALUS	134,980	134,980	100.00%	93,183 SIT	12,577,799,496.20	54,633,708	56,644,226
20 ETOL	274,576	274,576	100.00%	37,999 SIT	10,433,613,424.00	45,320,088	46,987,866
21 AERODROM	1,936,229	1,936,229	100.00%	4,031 SIT	7,805,152,084.19	33,902,941	35,150,568
22 RADENSKA	5,061,856	5,061,856	100.00%	1,429 SIT	7,234,202,120.96	31,422,928	32,579,290
23 TERME 3000	2,861,843	2,861,843	100.00%	2,275 SIT	6,509,605,324.66	28,275,524	29,316,063
24 COMET	1,700,688	1,700,688	100.00%	3,140 SIT	5,340,160,320.00	23,195,851	24,049,457
25 ŽIVILA KRANJ	319,997	319,997	100.00%	16,501 SIT	5,280,376,096.01	22,936,168	23,780,218
26 KOMPAS MTS	3,526,714	3,526,714	100.00%	1,400 SIT	4,937,399,600.00	21,446,394	22,235,621
27 MLINOTEST	2,389,177	2,389,177	100.00%	1,800 SIT	4,300,279,682.30	18,678,961	19,366,346
28 EMONA OBALA KOPER	1,741,456	1,741,456	100.00%	1,699 SIT	2,959,064,620.64	12,853,176	13,326,173
29 DELO PRODAJA	593,549	593,549	100.00%	4,947 SIT	2,936,209,741.63	12,753,902	13,223,245
30 GRADB.PODJETJE GROSUPLJE	199,411	199,411	100.00%	5,375 SIT	1,071,834,125.00	4,655,685	4,827,014
31 TEHNOUNION	84,005	84,005	100.00%	12,033 SIT	1,010,802,763.25	4,390,585	4,552,159
32 GEODETSKI ZAVOD SLOVENIJE	379,820	379,820	100.00%	2,148 SIT	815,807,781.60	3,543,593	3,673,997
33 NIKA	186,695	186,695	100.00%	920 SIT	171,759,400.00	746,065	773,520
<b>Preferred shares</b>	-	-	-	-	<b>16,004,883,750</b>	<b>69,519,803</b>	<b>72,078,129</b>
1 LEK	140,205	140,394	99.87%	85,000 SIT	11,917,425,000.00	51,765,264	53,670,224
2 PROBANKA	400,000	400,000	100.00%	6,000 SIT	2,399,960,000.00	10,424,615	10,808,240
3 BANKA VIPA	17,500	17,500	100.00%	96,429 SIT	1,687,498,750.00	7,329,924	7,599,665
<b>TOTAL SHARES</b>	-	-	-	-	<b>1,010,570,041,658</b>	<b>4,389,574,524</b>	<b>4,551,110,730</b>

EXCHANGE RATES	1 USD=	222.0491 SIT as of 31 Dec 2002
	1 EUR=	230.2205 SIT as of 31 Dec 2002



## MARKET CAPITALISATION OF SHARES - FREE MARKET AS OF 31 DECEMBER 2002

Issue	Number of shares traded	Number of issued shares	Share of traded shares	Price as of 30 Dec 2002	Market capitalisation as of 31 Dec 2002 (in SIT)	Market capitalisation as of 31 Dec 2002 (in EUR)	Market capitalisation as of 31 Dec 2002 (in USD)
<b>Common shares</b>	-	-	-	-	<b>220,590,874,774</b>	<b>958,172,164</b>	<b>993,432,870</b>
1 HELIOS	219,861	219,861	100.00%	104,167 SIT	22,902,188,233	99,479,361	103,140,198
2 CINKARNA	812,477	814,626	99.74%	27,142 SIT	22,052,120,738	95,786,955	99,311,912
3 JUTEKS	641,432	641,432	100.00%	22,335 SIT	14,326,422,206	62,229,133	64,519,164
4 INFOND HOLDING	16,833,414	16,833,414	100.00%	666 SIT	11,206,508,702	48,677,284	50,468,607
5 BELINKA HOLDING	2,702,532	2,702,532	100.00%	3,487 SIT	9,422,485,919	40,928,092	42,434,245
6 KD GROUP	186,436	186,436	100.00%	46,601 SIT	8,688,104,036	37,738,186	39,126,950
7 LESNINA	76,495	76,495	100.00%	109,886 SIT	8,405,696,677	36,511,504	37,855,126
8 DZS	1,429,368	1,686,384	84.76%	4,500 SIT	6,432,156,000	27,939,111	28,967,269
9 KD HOLDING	924,969	924,969	100.00%	6,700 SIT	6,197,292,300	26,918,942	27,909,558
10 FRUCTAL	2,504,151	2,505,613	99.94%	2,416 SIT	6,050,028,816	26,279,279	27,246,356
11 VALKARTON	852,097	852,156	99.99%	6,900 SIT	5,879,469,300	25,538,426	26,478,240
12 CETIS	200,000	220,642	90.64%	25,340 SIT	5,068,086,000	22,014,052	22,824,168
13 TOSAMA	295,670	295,670	100.00%	15,122 SIT	4,471,180,874	19,421,298	20,136,001
14 GRAND HOTEL UNION	1,814,613	1,814,613	100.00%	2,450 SIT	4,445,801,850	19,311,060	20,021,706
15 NAMA	2,861,310	2,861,310	100.00%	1,400 SIT	4,005,834,000	17,399,988	18,040,307
16 GORENJSKI TISK	960,176	1,070,328	89.71%	4,100 SIT	3,936,721,600	17,099,787	17,729,059
17 HOTELI PALACE	2,346,102	2,346,102	100.00%	1,500 SIT	3,519,153,000	15,286,011	15,848,535
18 TUB SWATY	288,940	288,940	100.00%	12,087 SIT	3,492,464,010	15,170,083	15,728,341
19 MITOL	770,509	770,509	100.00%	3,850 SIT	2,966,459,650	12,885,298	13,359,476
20 MEDALJON	1,734,000	1,734,000	100.00%	1,700 SIT	2,947,071,720	12,801,083	13,272,162
21 PINUS RAČE	133,383	133,383	100.00%	21,597 SIT	2,880,657,979	12,512,604	12,973,068
22 MARINA PORTOROŽ	313,932	313,932	100.00%	9,061 SIT	2,844,396,583	12,355,097	12,809,764
23 LIV POSTOJNA	161,600	161,600	100.00%	17,121 SIT	2,766,805,312	12,018,067	12,460,331
24 PLAMA - PUR	686,798	686,798	100.00%	3,998 SIT	2,746,045,047	11,927,891	12,366,837
25 SLOVENIJALES	273,604	273,604	100.00%	9,300 SIT	2,544,517,200	11,052,522	11,459,255
26 SATURNUS AVTOOPREMA	483,061	647,122	74.65%	4,800 SIT	2,318,692,800	10,071,617	10,442,253
27 JATA EMONA	3,197,534	3,197,534	100.00%	708 SIT	2,264,493,579	9,836,194	10,198,166
28 COLOR	950,391	950,391	100.00%	2,372 SIT	2,254,270,429	9,791,788	10,152,126
29 SATURNUS EMBALAŽA	84,064	85,929	97.83%	26,000 SIT	2,185,664,000	9,493,785	9,843,156
30 MESNA INDUSTRIJA PRIMORSKE	1,478,742	1,478,742	100.00%	1,355 SIT	2,003,843,284	8,704,018	9,024,325
31 LIP BLEED	2,155,899	2,155,899	100.00%	854 SIT	1,840,059,797	7,992,598	8,286,725
32 MELAMIN	466,489	466,489	100.00%	3,770 SIT	1,758,570,232	7,638,634	7,919,736
33 MODRA LINIJA HOLDING	1,882,991	1,882,991	100.00%	817 SIT	1,538,422,477	6,682,387	6,928,299
34 INTERTRADE ITA	69,531	69,531	100.00%	20,000 SIT	1,390,620,000	6,040,383	6,262,669
35 INTERTRADE ITS	1,260,000	1,260,000	100.00%	1,001 SIT	1,261,549,800	5,479,746	5,681,400
36 ETRA	45,423	45,423	100.00%	27,000 SIT	1,226,421,000	5,327,158	5,523,197
37 HIPOTEKARNA BANKA	300,000	300,000	100.00%	3,999 SIT	1,199,700,000	5,211,091	5,402,859
38 JAVOR PIVKA	1,194,700	1,194,700	100.00%	1,000 SIT	1,194,700,000	5,189,373	5,380,342
39 POM-INVEST	2,241,983	2,241,983	100.00%	509 SIT	1,140,653,691	4,954,614	5,136,944
40 TOPLICE DOBRNA	682,010	692,542	98.48%	1,660 SIT	1,132,136,600	4,917,619	5,098,587
41 JADRAN	226,334	226,334	100.00%	5,000 SIT	1,131,670,000	4,915,592	5,096,485
42 KOMPAS HOTELI KG	162,700	162,700	100.00%	6,624 SIT	1,077,671,109	4,681,039	4,853,301
43 TEKSTINA	1,127,293	1,503,057	75.00%	941 SIT	1,060,839,078	4,607,926	4,777,498
44 KEMA PUCONCI	217,346	217,346	100.00%	4,600 SIT	999,791,600	4,342,757	4,502,570
45 VELANA	1,409,645	1,409,645	100.00%	700 SIT	986,751,500	4,286,115	4,443,844
46 TOVARNA SLADKORJA ORMOŽ	497,163	497,163	100.00%	1,860 SIT	924,772,896	4,016,901	4,164,723
47 GEA TOVARNA OLJA	660,348	846,600	78.00%	1,351 SIT	892,130,148	3,875,112	4,017,716
48 GOZDNO GOSPODARSTVO BLEED	489,520	611,900	80.00%	1,678 SIT	821,439,036	3,568,053	3,699,358
49 GOZDNO GOSPODARSTVO POSTOJNA	686,273	686,273	100.00%	1,157 SIT	793,811,979	3,448,051	3,574,939
50 NIKO ŽELEZNIKI	35,875	35,875	100.00%	21,500 SIT	771,316,088	3,350,336	3,473,629
51 DANA	356,128	404,231	88.10%	2,060 SIT	733,659,293	3,186,768	3,304,041
52 KRUH-PECIVO	654,040	654,040	100.00%	1,095 SIT	716,258,825	3,111,186	3,225,678
53 ALPETOUR POTOVALNA AGENCIJA	263,042	263,042	100.00%	2,502 SIT	658,128,454	2,858,687	2,963,887
54 OLJARICA	70,404	70,404	100.00%	8,989 SIT	632,861,556	2,748,937	2,850,097
55 HIDROTEHNIK	384,472	384,472	100.00%	1,600 SIT	615,155,200	2,672,026	2,770,357
56 AVTO CELJE	418,077	418,077	100.00%	1,450 SIT	606,253,458	2,633,360	2,730,268
57 INTARA	101,000	101,000	100.00%	5,990 SIT	604,939,500	2,627,653	2,724,350
58 FINIRA	2,179,206	2,179,206	100.00%	272 SIT	593,637,506	2,578,561	2,673,452
59 MURALES	322,045	322,045	100.00%	1,800 SIT	579,681,000	2,517,938	2,610,598
60 IMP KLIMAT	353,900	353,900	100.00%	1,606 SIT	568,328,010	2,468,625	2,559,470
61 KOŠAKI TMI MARIBOR	43,236	43,236	100.00%	12,500 SIT	540,451,729	2,347,540	2,433,929

Issue	Number of shares traded	Number of issued shares	Share of traded shares	Price as of 30 Dec 2002	Market capitalisation as of 31 Dec 2002 (in SIT)	Market capitalisation as of 31 Dec 2002 (in EUR)	Market capitalisation as of 31 Dec 2002 (in USD)
62 KRONA HOLDING	1,287,121	1,287,121	100.00%	418 SIT	537,746,283	2,335,788	2,421,745
63 RTC KRVAVEC	205,734	205,734	100.00%	2,500 SIT	514,314,427	2,234,008	2,316,219
64 ELMO	708,000	708,000	100.00%	700 SIT	495,600,000	2,152,719	2,231,939
65 GORIŠKE OPEKARNE	392,725	523,634	75.00%	1,250 SIT	490,906,250	2,132,331	2,210,800
66 AGROKOMBINAT MARIBOR	403,808	499,291	80.88%	1,180 SIT	476,493,440	2,069,726	2,145,892
67 LESNINA EMMI	684,037	714,827	95.69%	662 SIT	452,832,494	1,966,951	2,039,335
68 SVILANIT	408,487	410,407	99.53%	1,100 SIT	449,335,700	1,951,762	2,023,587
69 PULSAR HOLDING	939,319	939,319	100.00%	450 SIT	422,881,414	1,836,854	1,904,450
70 CAPITA	582,021	582,021	100.00%	700 SIT	407,414,700	1,769,672	1,834,796
71 UNITAS	145,115	173,377	83.70%	2,500 SIT	362,787,500	1,575,826	1,633,817
72 EGOLES ŠKOFJA LOKA	258,300	258,300	100.00%	1,299 SIT	335,531,700	1,457,436	1,511,070
73 FOND INVEST	258,586	258,586	100.00%	1,254 SIT	324,238,400	1,408,382	1,460,210
74 LIZ INŽENIRING	188,677	235,846	80.00%	1,650 SIT	311,317,050	1,352,256	1,402,019
75 KLASJE	835,600	835,600	100.00%	367 SIT	306,698,624	1,332,195	1,381,220
76 GRAD PRESTRANEK	43,235	43,235	100.00%	6,875 SIT	297,231,978	1,291,075	1,338,587
77 INTEGRAL JESENICE	243,784	256,556	95.02%	1,203 SIT	293,174,638	1,273,451	1,320,314
78 IMP ČRPALKE	333,034	333,034	100.00%	800 SIT	266,427,200	1,157,270	1,199,857
79 GRADIS GP	304,750	304,750	100.00%	850 SIT	259,037,500	1,125,171	1,166,578
80 INTES	549,982	549,982	100.00%	450 SIT	247,546,898	1,075,260	1,114,830
81 SIVENT	719,712	719,712	100.00%	330 SIT	237,663,297	1,032,329	1,070,319
82 INLES RIBNICA	609,005	555,525	109.63%	354 SIT	215,606,040	936,520	970,984
83 ŽELEZARNA RAVNE - MONTER DRAVOGRAD	275,835	444,100	62.11%	770 SIT	212,392,950	922,563	956,513
84 CREINA	48,594	48,594	100.00%	4,200 SIT	204,114,238	886,603	919,230
85 GEA COLLEGE	147,885	147,885	100.00%	1,200 SIT	177,462,000	770,835	799,202
86 MEDVEŠEK PUŠNIK	80,000	80,000	100.00%	2,185 SIT	174,832,000	759,411	787,357
87 ZDRAVILIŠČE ROGAŠKA	898,110	961,898	93.37%	188 SIT	168,844,680	733,404	760,393
88 UPIMO GROUP	215,000	215,000	100.00%	655 SIT	140,825,000	611,696	634,207
89 SAVINJA MOZIRJE	105,780	105,780	100.00%	1,110 SIT	117,436,956	510,106	528,878
90 TUS KO-SI	229,456	229,456	100.00%	510 SIT	117,022,560	508,306	527,012
91 MK TISKARNA	103,954	103,954	100.00%	1,019 SIT	105,939,521	460,165	477,100
92 SVILA	1,263,478	1,263,478	100.00%	45 SIT	56,313,214	244,606	253,607
93 MLAJ	67,062	93,000	72.11%	800 SIT	53,649,600	233,036	241,611
94 AVTOPREVOZNIŠTVO IN SERVISI	308,696	308,696	100.00%	165 SIT	50,934,840	221,244	229,385
95 SIJAJ HRASTNIK	26,880	26,880	100.00%	1,020 SIT	27,422,976	119,116	123,500
96 RAZVOJNA DRUŽBA	21,948	21,948	100.00%	1,205 SIT	26,447,340	114,878	119,106
97 ZASAVSKI RAČUNSKI CENTER	43,466	70,700	61.48%	300 SIT	13,044,147	56,659	58,744
98 JELEN	50,849	67,798	75.00%	255 SIT	12,966,495	56,322	58,395
99 DADAS	31,320	31,320	100.00%	301 SIT	9,427,320	40,949	42,456
<b>Preferred shares</b>	-	-	-	-	<b>1,946,319,465</b>	<b>8,454,154</b>	<b>8,765,266</b>
1 KD HOLDING	266,413	266,413	100.00%	6,003 SIT	1,599,197,315	6,946,372	7,201,999
2 HIPOTEKARNA BANKA	79,500	79,500	100.00%	4,000 SIT	318,000,000	1,381,284	1,432,116
3 ZDRAVILIŠČE ROGAŠKA	27,850	30,000	92.83%	999 SIT	27,822,150	120,850	125,297
4 PRIMOFIN	10,000	10,000	100.00%	130 SIT	1,300,000	5,647	5,855
<b>TOTAL SHARES</b>					<b>222,537,194,239</b>	<b>966,626,318</b>	<b>1,002,198,137</b>

EXCHANGE RATES	1 USD=	222.0491 SIT as of 31 Dec 2002
	1 EUR=	230.2205 SIT as of 31 Dec 2002

D2) MARKET CAPITALISATION OF BONDS - OFFICIAL MARKET AS OF 31 DECEMBER 2002

Issue	Number of issued bonds	Price as of 30 Dec 2002	Principal amt. as of 30 Dec 2002	Currency of denomination	Market capitalisation as of 31 Dec 2002 (in SIT)	Market capitalisation as of 31 Dec 2002 (in EUR)	Market capitalisation as of 31 Dec 2002 (in USD)
1 REPUBLIKA SLOVENIJA 33 <sup>rd</sup> issue	248,716	134.01	511.29	EUR	39,233,063,683	170,415,161	176,686,434
2 REPUBLIKA SLOVENIJA 10 <sup>th</sup> issue	5,218,961	100.00	7,441.67	SIT	38,837,785,505	168,698,207	174,906,296
3 REPUBLIKA SLOVENIJA 39 <sup>th</sup> issue	30,000,000	94.15	1,000.00	SIT	28,245,000,000	122,686,729	127,201,596
4 REPUBLIKA SLOVENIJA 38 <sup>th</sup> issue	1,000,000	105.18	100.00	EUR	24,214,592,190	105,180,000	109,050,621
5 REPUBLIKA SLOVENIJA 4 <sup>th</sup> issue	267,656	101.00	380.00	EUR	23,649,716,909	102,726,373	106,506,700
6 REPUBLIKA SLOVENIJA 27 <sup>th</sup> issue	1,700,000	110.00	10,000.00	SIT	18,700,000,000	81,226,476	84,215,608
7 REPUBLIKA SLOVENIJA 37 <sup>th</sup> issue	1,700,000	104.21	10,000.00	SIT	17,715,700,000	76,951,010	79,782,805
8 REPUBLIKA SLOVENIJA 34 <sup>th</sup> issue	1,691,000	104.75	10,000.00	SIT	17,713,225,000	76,940,259	79,771,659
9 REPUBLIKA SLOVENIJA 21 <sup>st</sup> issue	2,000,000	83.06	9,900.00	SIT	16,445,880,000	71,435,341	74,064,160
10 REPUBLIKA SLOVENIJA 43 <sup>rd</sup> issue	1,560,000	102.00	10,000.00	SIT	15,912,000,000	69,116,347	71,659,827
11 REPUBLIKA SLOVENIJA 40 <sup>th</sup> issue	1,500,000	104.00	10,000.00	SIT	15,600,000,000	67,761,125	70,254,732
12 REPUBLIKA SLOVENIJA 35 <sup>th</sup> issue	1,400,000	105.20	10,000.00	SIT	14,728,000,000	63,973,452	66,327,673
13 REPUBLIKA SLOVENIJA 29 <sup>th</sup> issue	550,000	103.90	100.00	EUR	13,155,950,473	57,145,000	59,247,934
14 REPUBLIKA SLOVENIJA 41 <sup>st</sup> issue	1,200,000	106.00	10,000.00	SIT	12,720,000,000	55,251,379	57,284,628
15 REPUBLIKA SLOVENIJA 13 <sup>th</sup> issue	106,701	100.01	511.29	EUR	12,560,970,870	54,560,610	56,568,439
16 REPUBLIKA SLOVENIJA 45 <sup>th</sup> issue	1,211,249	100.00	10,000.00	SIT	12,112,490,000	52,612,561	54,548,701
17 REPUBLIKA SLOVENIJA 42 <sup>nd</sup> issue	1,200,000	100.50	10,000.00	SIT	12,060,000,000	52,384,562	54,312,312
18 REPUBLIKA SLOVENIJA 36 <sup>th</sup> issue	1,200,000	100.00	10,000.00	SIT	12,000,000,000	52,123,942	54,042,101
19 REPUBLIKA SLOVENIJA 26 <sup>th</sup> issue	500,000	103.99	100.00	EUR	11,970,314,898	51,995,000	53,908,414
20 REPUBLIKA SLOVENIJA 18 <sup>th</sup> issue	500,000	102.00	100.00	EUR	11,741,245,500	51,000,000	52,876,798
21 REPUBLIKA SLOVENIJA 24 <sup>th</sup> issue	1,100,000	102.00	10,000.00	SIT	11,220,000,000	48,735,886	50,529,365
22 REPUBLIKA SLOVENIJA 28 <sup>th</sup> issue	1,050,000	102.01	10,000.00	SIT	10,711,050,000	46,525,179	48,237,304
23 REPUBLIKA SLOVENIJA 23 <sup>rd</sup> issue	400,000	104.00	100.00	EUR	9,577,172,800	41,600,000	43,130,879
24 REPUBLIKA SLOVENIJA 17 <sup>th</sup> issue	900,000	102.01	10,000.00	SIT	9,180,900,000	39,878,725	41,346,261
25 REPUBLIKA SLOVENIJA 15 <sup>th</sup> issue, I series	89,813	100.00	100,000.00	SIT	8,981,300,000	39,011,730	40,447,361
26 REPUBLIKA SLOVENIJA 25 <sup>th</sup> issue	800,000	102.51	10,000.00	SIT	8,200,800,000	35,621,502	36,932,372
27 REPUBLIKA SLOVENIJA 22 <sup>nd</sup> issue	800,000	102.00	10,000.00	SIT	8,160,000,000	35,444,281	36,748,629
28 REPUBLIKA SLOVENIJA 14 <sup>th</sup> issue	630,400	100.90	10,000.00	SIT	6,360,736,000	27,628,886	28,645,628
29 REPUBLIKA SLOVENIJA 20 <sup>th</sup> issue	600,000	101.00	10,000.00	SIT	6,060,000,000	26,322,591	27,291,261
30 REPUBLIKA SLOVENIJA 16 <sup>th</sup> issue	600,000	100.00	10,000.00	SIT	6,000,000,000	26,061,971	27,021,051
31 REPUBLIKA SLOVENIJA 19 <sup>th</sup> issue	600,000	100.00	10,000.00	SIT	6,000,000,000	26,061,971	27,021,051
32 SLOVENSKA RAZVOJNA DRUŽBA	50,000	99.16	511.29	EUR	5,836,034,008	25,349,758	26,282,629
33 REPUBLIKA SLOVENIJA 32 <sup>nd</sup> issue	238,655	104.50	100.00	EUR	5,741,572,073	24,939,448	25,857,218
34 REPUBLIKA SLOVENIJA 15 <sup>th</sup> issue, H series	47,902	104.20	100,000.00	SIT	4,991,388,400	21,680,903	22,478,760
35 NLB 2 <sup>nd</sup> issue, A series	40,000	103.00	100,000.00	SIT	4,120,000,000	17,895,887	18,554,455
36 SKB OBVEZNICE 4 <sup>th</sup> issue, A series	38,182	103.81	100,000.00	SIT	3,963,673,420	17,216,857	17,850,437
37 BTC HIPOTEKARNE	340,000	111.55	40.17	EUR	3,507,472,835	15,235,276	15,795,934
38 REPUBLIKA SLOVENIJA 31 <sup>st</sup> issue	294,768	107.01	10,000.00	SIT	3,154,312,368	13,701,266	14,205,472
39 ABANKA 6 <sup>th</sup> issue	135,000	101.00	100.00	EUR	3,139,056,518	13,635,000	14,136,768
40 REPUBLIKA SLOVENIJA 44 <sup>th</sup> issue	296,493	100.00	10,000.00	SIT	2,964,930,000	12,878,653	13,352,587
41 NLB 3 <sup>rd</sup> issue	12,000	100.00	1,000.00	EUR	2,762,646,000	12,000,000	12,441,600
42 BANKA CELJE 3 <sup>rd</sup> issue	100,000	102.00	100.00	EUR	2,348,249,100	10,200,000	10,575,360
43 BANKA CELJE 5 <sup>th</sup> issue	100,000	101.80	100.00	EUR	2,343,644,690	10,180,000	10,554,624
44 ABANKA 4 <sup>th</sup> issue	100,000	101.40	100.00	EUR	2,334,435,870	10,140,000	10,513,152
45 ABANKA 5 <sup>th</sup> issue	100,000	100.50	100.00	EUR	2,313,716,025	10,050,000	10,419,840
46 BANKA CELJE 6 <sup>th</sup> issue, A series	100,000	100.40	100.00	EUR	2,311,413,820	10,040,000	10,409,472
47 NFD INVESTICIJSKO SVETOVANJE	16,000	101.50	135,740.00	SIT	2,204,417,600	9,575,245	9,927,613
48 HOTELI BERNARDIN	20,000	103.00	464.08	EUR	2,200,919,031	9,560,048	9,911,857
49 NOVA KBM 3 <sup>rd</sup> issue, A series	20,000	107.20	100,000.00	SIT	2,144,000,000	9,312,811	9,655,522
50 NOVA KBM 2 <sup>nd</sup> issue	18,000	100.50	500.00	EUR	2,082,344,423	9,045,000	9,377,856
51 NOVA KBM 3 <sup>rd</sup> issue, B series	18,000	100.00	500.00	EUR	2,071,984,500	9,000,000	9,331,200
52 SL_ZADR_KMET_BANKA 3 <sup>rd</sup> issue	200,000	103.00	10,000.00	SIT	2,060,000,000	8,947,943	9,277,227
53 STANOVANJSKI SKLAD 2 <sup>nd</sup> issue	20,000	106.00	92,557.17	SIT	1,962,212,004	8,523,185	8,836,838
54 BANKA CELJE 4 <sup>th</sup> issue	100,000	100.80	80.02	EUR	1,856,962,237	8,066,016	8,362,845
55 NOVA KBM 1 <sup>st</sup> issue	15,000	101.00	511.29	EUR	1,783,298,008	7,746,044	8,031,098
56 ABANKA 3 <sup>rd</sup> issue	70,000	99.50	100.00	EUR	1,603,485,783	6,965,000	7,221,312
57 REPUBLIKA SLOVENIJA 48 <sup>th</sup> issue	60,000	98.99	100.00	EUR	1,367,371,638	5,939,400	6,157,970
58 SKB OBVEZNICE 4 <sup>th</sup> issue, B series	11,818	97.30	500.00	EUR	1,323,642,865	5,749,457	5,961,037
59 NLB 2 <sup>nd</sup> issue, B series	10,000	100.51	500.00	EUR	1,156,973,123	5,025,500	5,210,438
60 BANKA ZASAVJE 2 <sup>nd</sup> issue	18,000	101.30	255.65	EUR	1,073,177,949	4,661,522	4,833,066
61 BANKA CELJE 6 <sup>th</sup> issue, B series	10,000	100.00	100,000.00	SIT	1,000,000,000	4,343,662	4,503,508
62 SKB OBVEZNICE 3 <sup>rd</sup> issue	35,000	100.90	102.26	EUR	831,398,031	3,611,312	3,744,208
63 PROBANKA 2 <sup>nd</sup> issue	60,000	101.30	51.13	EUR	715,451,966	3,107,681	3,222,044
64 REPUBLIKA SLOVENIJA 8 <sup>th</sup> issue	965,330	98.10	3.25	EUR	708,552,711	3,077,713	3,190,973
65 STANOVANJSKI SKLAD RS 1 <sup>st</sup> issue	70,965	98.30	32.68	EUR	524,836,180	2,279,711	2,363,604
66 BANKA VIPA 7 <sup>th</sup> issue	10,000	101.01	200.00	EUR	465,091,454	2,020,200	2,094,543
67 BANKA VIPA 6 <sup>th</sup> issue	10,000	100.30	175.00	EUR	404,094,533	1,755,250	1,819,843
68 BANKA VIPA 5 <sup>th</sup> issue	10,000	100.60	150.00	EUR	347,402,735	1,509,000	1,564,531
69 BANKA VIPA 4 <sup>th</sup> issue	8,000	102.00	159.80	EUR	300,200,165	1,303,968	1,351,954
70 BANKA VIPA 3 <sup>rd</sup> issue	10,000	101.00	127.84	EUR	297,257,026	1,291,184	1,338,700
71 SL_ZADR_KMET_BANKA	10,000	103.71	117.40	EUR	280,306,213	1,217,555	1,262,361
72 BANKA VIPA 2 <sup>nd</sup> issue	8,000	105.00	79.90	EUR	154,514,791	671,160	695,859
73 PROBANKA 1 <sup>st</sup> issue	80,000	101.45	1,519.21	SIT	123,299,084	535,570	555,278
<b>TOTAL</b>					<b>542,643,632,999</b>	<b>2,357,060,440</b>	<b>2,443,800,191</b>

EXCHANGE RATES	1 USD=	222.05 SIT as of 31 Dec 2002
	1 EUR=	230.22 SIT as of 31 Dec 2002

MARKET CAPITALISATION OF BONDS - FREE MARKET AS OF 31 DECEMBER 2002

Issue	Number of issued bonds	Price as of 30 Dec 2002	Principal amt. as of 30 Dec 2002	Currency of denomination	Market capitalisation as of 31 Dec 2002 (in SIT)	Market capitalisation as of 31 Dec 2002 (in EUR)	Market capitalisation as of 31 Dec 2002 (in USD)
1 SLOV. ODŠKODNINSKA DRUŽBA 2 <sup>nd</sup> issue	10,500,000	97.97	51.13	EUR	121,088,302,959	525,966,641	545,322,197
2 NLB 7 <sup>th</sup> issue	62,500	102.00	100,000.00	SIT	6,375,000,000	27,690,844	28,709,866
3 NLB 8 <sup>th</sup> issue	14,276	100.00	1,000.00	EUR	3,286,627,858	14,276,000	14,801,356
4 AUTOCOMMERCE 1 <sup>st</sup> issue	22,300	106.20	424.40	EUR	2,313,922,174	10,050,895	10,420,768
5 BANKA KOPER 4 <sup>th</sup> issue	20,000	100.00	100,000.00	SIT	2,000,000,000	8,687,324	9,007,017
6 STANOVANJSKI SKLAD 3 <sup>rd</sup> issue	20,000	102.80	96,017.25	SIT	1,974,114,660	8,574,887	8,890,442
7 PROBANKA 5 <sup>th</sup> issue	78,500	100.01	100.00	EUR	1,807,411,648	7,850,785	8,139,694
8 POŠTNA BANKA SLOVENIJE 3 <sup>rd</sup> issue	17,955	100.00	100,000.00	SIT	1,795,500,000	7,799,045	8,086,049
9 POŠTNA BANKA SLOVENIJE 2 <sup>nd</sup> issue	15,000	100.00	100,000.00	SIT	1,500,000,000	6,515,493	6,755,263
10 PROBANKA 4 <sup>th</sup> issue	50,000	99.80	100.00	EUR	1,148,800,295	4,990,000	5,173,632
11 KD INVESTMENTS 1 <sup>st</sup> issue	80,000	102.50	51.13	EUR	965,236,282	4,192,660	4,346,950
12 NAMA 1 <sup>st</sup> issue	953,795	101.10	1,000.00	SIT	964,286,745	4,188,536	4,342,674
13 BANKA KOPER 3 <sup>rd</sup> issue	10,000	100.00	375.00	EUR	863,326,875	3,750,000	3,888,000
14 SIP STROJNA INDUSTRIJA 1 <sup>st</sup> issue, A series	32,500	100.00	102.26	EUR	765,126,321	3,323,450	3,445,753
15 SIP STROJNA INDUSTRIJA 1 <sup>st</sup> issue, B series	17,250	100.00	102.26	EUR	406,105,509	1,763,985	1,828,900
16 SI.MOBIL 1 <sup>st</sup> issue	5,000	100.00	299.19	EUR	344,398,357	1,495,950	1,551,001
17 UBK KONVERTIBILNE	80	98.00	13,122.23	EUR	236,846,898	1,028,783	1,066,642
18 BORZNA DRUŽBA POTEZA 2 <sup>nd</sup> issue	15,000	100.10	62.19	EUR	214,975,955	933,783	968,146
19 VIPA	4,000	102.00	47.94	EUR	45,030,025	195,595	202,793
<b>TOTAL</b>					<b>148,095,012,559</b>	<b>643,274,654</b>	<b>666,947,142</b>

EXCHANGE RATES		
1 USD=	222.0491	SIT as of 31 Dec 2002
1 EUR=	230.2205	SIT as of 31 Dec 2002

D3) MARKET CAPITALISATION OF INVESTMENT FUNDS AS OF 31 DECEMBER 2002

MARKET CAPITALISATION OF CLOSED-END FUNDS

	Closed-end funds	Number of shares traded	Price as of 30 Dec 2002	Market capitalisation as of 31 Dec 2002 (in SIT)	Market capitalisation as of 31 Dec 2002 (in EUR)	Market capitalisation as of 31 Dec 2002 (in USD)
1	TRIGLAV STEBER 1	147,487,470	226.91 SIT	33,466,381,818	145,366,646	150,716,134
2	NFD 1	160,580,300	198.84 SIT	31,929,786,852	138,692,197	143,796,065
3	INFOND ID	8,132,314	1,904.06 SIT	15,484,413,795	67,259,057	69,734,188
4	ID KD	92,046,145	144.05 SIT	13,259,247,187	57,593,686	59,713,132
	<b>TOTAL</b>			<b>94,139,829,652</b>	<b>408,911,585</b>	<b>423,959,519</b>

MARKET CAPITALISATION OF AUTHORISED CLOSED-END FUNDS

	Authorised closed-end Funds	Number of shares traded	Price as of 30 Dec 2002	Market capitalisation as of 31 Dec 2002 (in SIT)	Market capitalisation as of 31 Dec 2002 (in EUR)	Market capitalisation as of 31 Dec 2002 (in USD)
1	MAKSIMA 1	216,646,243	89.74 SIT	19,441,833,847	84,448,752	87,556,463
2	ZVON ENA	137,974,360	139.09 SIT	19,190,853,732	83,358,579	86,426,172
3	NFD 2	291,379,659	43.70 SIT	12,733,291,098	55,309,111	57,344,484
4	ZLATA MONETA 1	68,297,800	180.71 SIT	12,342,095,438	53,609,889	55,582,731
5	ATENA PID	135,915,888	80.10 SIT	10,886,862,629	47,288,850	49,029,078
6	TRIGLAV STEBER II	195,412,551	46.54 SIT	9,094,500,124	39,503,433	40,957,158
7	PID VIPA INVEST	104,268,115	86.22 SIT	8,989,996,875	39,049,506	40,486,527
8	POMURSKA INV.DRUŽBA 1	35,923,940	222.67 SIT	7,999,183,720	34,745,749	36,024,392
9	KRONA SENIOR	73,170,428	91.70 SIT	6,709,728,248	29,144,791	30,217,318
10	ZVON DVA	141,224,712	46.40 SIT	6,552,826,637	28,463,263	29,510,710
11	MODRA LINIJA	34,156,833	156.63 SIT	5,349,984,753	23,238,525	24,093,702
12	ARKADA ENA	66,406,092	59.61 SIT	3,958,467,144	17,194,243	17,826,990
13	PID KD	95,913,558	39.85 SIT	3,822,155,286	16,602,150	17,213,109
14	INFOND PID	87,641,964	39.98 SIT	3,503,925,721	15,219,868	15,779,959
15	ZLATA MONETA II	82,333,757	39.27 SIT	3,233,246,637	14,044,130	14,560,954
16	VIZIJA DPB	44,074,632	65.00 SIT	2,864,851,080	12,443,944	12,901,881
17	MERCATA 1	26,821,153	72.00 SIT	1,931,123,016	8,388,145	8,696,829
18	KS-sklad 2	44,293,242	35.85 SIT	1,587,912,726	6,897,356	7,151,178
19	NIKA	32,574,698	48.29 SIT	1,573,032,166	6,832,720	7,084,164
20	SETEV	43,469,190	33.00 SIT	1,434,483,270	6,230,910	6,460,208
21	MERCATA	28,923,982	43.84 SIT	1,268,027,371	5,507,882	5,710,572
22	PID AKTIVA AVANT I	29,520,040	40.20 SIT	1,186,705,608	5,154,648	5,344,339
23	NIKA 1	30,911,102	32.33 SIT	999,355,928	4,340,864	4,500,608
24	KS - SKLAD 4	26,381,090	32.00 SIT	844,194,880	3,666,897	3,801,839
25	TRDNJAVA	25,932,762	28.10 SIT	728,710,612	3,165,272	3,281,754
26	POOBLAŠČENA POMURSKA INV. DRUŽBA	22,967,400	29.57 SIT	679,146,018	2,949,981	3,058,540
27	NIKA 2	12,555,868	29.10 SIT	365,375,759	1,587,069	1,645,473
28	TRDNJAVA I	8,917,902	24.76 SIT	220,807,254	959,112	994,407
29	CAPINVEST 2	5,876,900	30.40 SIT	178,657,760	776,029	804,587
	<b>TOTAL</b>			<b>149,671,335,336</b>	<b>650,121,667</b>	<b>674,046,125</b>

D4) MARKET CAPITALISATION OF PENSION COUPONS AS OF 31 DECEMBER 2002

Number of coupons traded	Price as of 30 Dec 2002	Market capitalisation (in SIT)	Market capitalisation (in EUR)	Market capitalisation (in USD)
101,283,073	64.67 SIT	6,549,976,331	28,450,882	29,497,874

EXCHANGE RATES	1 USD=	222.0491	SIT as of 31 Dec 2002
	1 EUR=	230.2205	SIT as of 31 Dec 2002

## E) OTHER

### E1) INDICATORS AS OF 31 DECEMBER 2002 (shares - official market)

SECTOR	Price as of 30 Dec 2002	Total net profit (loss) in 000 SIT in year 2001	Earning per share as of 31 Dec 2001	P / E <sup>(1)</sup>	Dividend for year 2001	Dividend yield	Book value as of 31 Dec 2001	Market book ratio	Turnover ratio <sup>(2)</sup>
<b>BANKS</b>									
Banka Koper	51,001	2,422,842	4,665.94 SIT	10.93	2,000 SIT	3.92%	44,262.39 SIT	1.15	0.09
Banka Vipa	96,429	360,065	1,597.94 SIT	<sup>(4)</sup>	1,600 SIT	1.66%	96,445 SIT	<sup>(4)</sup>	0.34
Probanka Maribor	6,000	428,319	241.97 SIT	<sup>(4)</sup>	277 SIT	4.62%	5,677 SIT	<sup>(4)</sup>	0.19
<b>CHEMICALS</b>									
Etol Celje	37,999	556,033	2,235.12 SIT	17.00	1,000 SIT	2.63%	39,150.00 SIT	0.97	0.40
Sava Kranj	28,538	1,158,965	684.67 SIT	41.68	530 SIT	1.86%	29,850.18 SIT	0.96	0.15
<b>CONSTRUCTION</b>									
Gradbeno podjetje Grosuplje	5,375	51,431	276.72 SIT	19.42	0	0.00%	23,373.00 SIT	0.23	0.37
<b>FOOD AND BEVERAGES</b>									
Droga Portorož	87,000	1,160,752	4,118.16 SIT	21.13	1,755 SIT	2.02%	51,208.99 SIT	1.70	0.15
Kolinska Ljubljana	5,074	1,018,202	322.32 SIT	15.74	110 SIT	2.17%	4,863.38 SIT	1.04	0.24
Mlinotest Ajdovščina	1,800	273,871	114.93 SIT	15.66	42 SIT	2.33%	2,044.75 SIT	0.88	0.11
Pivovarna Laško	6,208	1,434,506	224.18 SIT	27.69	- SIT	0.00%	4,710.00 SIT	1.32	0.40
Pivovarna Union	89,640	1,220,540	2,751.96 SIT	32.57	600 SIT	0.67%	43,263.00 SIT	2.07	0.34
Radenska Radenci	1,397	779,110	155.43 SIT	8.98	0	0.00%	3,637.93 SIT	0.38	0.06
Žito Ljubljana	36,263	(1,957,513)	(5,653.30 SIT)	<sup>(4)</sup>	545 SIT	1.50%	39,676.00 SIT	0.91	0.35
<b>HEALTH RESORTS</b>									
Terme Čatež	27,700	268,493	633.88 SIT	43.70	350	1.26%	30,291.66 SIT	0.91	0.23
Terme 3000	2,296	325,208	113.64 SIT	20.20	0	0.00%	2,883.00 SIT	0.80	0.42
<b>HOUSEHOLD APPLIANCES</b>									
Gorenje	4,442	3,241,974	265.74 SIT	16.71	80	1.80%	3,926.37 SIT	1.13	0.43
<b>NON-METALS</b>									
Comet Zreče	3,000	384,156	229.02 SIT	13.10	0	0.00%	2,875.77 SIT	1.04	0.15
<b>OIL AND GAS</b>									
Istrabenz Koper	7,606	3,915,094	756.28 SIT	10.06	130	1.71%	4,913.00 SIT	1.55	0.09
Petrol Ljubljana	41,263	4,237,066	2,061.87 SIT	20.01	600	1.45%	30,699.00 SIT	1.34	0.34
<b>OTHER FINANCIAL INTERMEDIATION</b>									
Nika Brežice	920	31,690	95.07 SIT	9.68	0	0.00%	2,726.62 SIT	0.34	0.21
<b>PHARMACEUTICALS</b>									
Krka Novo mesto	42,671	8,519,905	2,522.23 SIT	16.92	950	2.23%	21,983.00 SIT	1.94	0.36
Lek Ljubljana	85,000	8,168,669	4,399.51 SIT	19.32	1200	1.41%	33,493.00 SIT	2.54	0.37
<b>PUBLISHING</b>									
Delo Ljubljana	25,704	957,353	1,434.31 SIT	17.92	0	0.00%	7,275.60 SIT	3.53	0.32
<b>TRANSPORT</b>									
Aerodrom Ljubljana <sup>(5)</sup>	3,982	943,107	248.41 SIT	16.03	176 SIT	4.42%	4,149.76 SIT	0.96	0.07
Intereuropa Koper	5,344	3,942,594	546.77 SIT	9.77	200 SIT	3.74%	3,803.10 SIT	1.41	0.18
Luka Koper <sup>(5)</sup>	4,543	3,638,519	259.89 SIT	17.48	190 SIT	4.18%	3,762.00 SIT	1.21	0.20
<b>TRADE</b>									
Delo prodaja	5,100	347,221	593.57 SIT	8.59	250 SIT	4.90%	5,029.58 SIT	1.01	0.61
Emona obala Koper <sup>(3)</sup>	1,683	105,026	66.79 SIT	25.19	0	0.00%	6,512.63 SIT	0.26	0.17
Kompas MTS	1,400	1,384,442	392.56 SIT	3.57	300 SIT	21.43%	4,121.48 SIT	0.34	0.32
Mercator Ljubljana	24,731	5,251,044	1,636.60 SIT	15.11	400 SIT	1.62%	23,558.00 SIT	1.05	0.23
Salus Ljubljana	92,000	1,053,313	7,968.23 SIT	11.55	3,000 SIT	3.26%	45,739.00 SIT	2.01	0.10
Merkur Kranj	25,038	1,614,882	1,800.03 SIT	13.91	600 SIT	2.40%	29,501.59 SIT	0.85	0.22
Tehnounion Ljubljana	12,200	(252,941)	(3,056.32 SIT)	<sup>(4)</sup>	0	0.00%	50,040.81 SIT	0.24	0.18
Živila Kranj	16,501	475,534	1,650.13 SIT	10.00	0	0.00%	34,453.00 SIT	0.48	0.57

Calculated on the basis of nonconsolidated financial statement for 2001. Statements are consolidated for the following issues: Droga, Emona obala Koper, Gorenje, Istrabenz, Krka, Lek, Mercator, Merkur, Petrol, Radenska, Sava, Tehnounion, Živila and Žito. An average number of shares traded in year 2001 has been used for the calculations.

<sup>(1)</sup> P / E = PRICE / EARNING PER SHARE

<sup>(2)</sup> Yearly turnover / average capitalisation as of 31 December 2002, 30 June 2002 and 31 December 2001.

<sup>(3)</sup> Shares of daughter company are excluded.

<sup>(4)</sup> Not applicable.

<sup>(5)</sup> Calculation of P/E for Aerodrom and Luka Koper includes common and preferred shares.

## E2) OWNERSHIP AND NET INFLOW OF FOREIGN INVESTMENTS

CHANGES IN FOREIGN OWNERSHIP						
ISSUER	Balance as of 31 Dec 2002 (in %)	Balance as of 30 Nov 2002 (in %)	Balance as of 31 Dec 2001 (in %)	% points change 30 Nov 2002 / 31 Dec 2002	% points change 31 Dec 2001 / 31 Dec 2002	Market cap. as of 31 Dec 2002 (in SITm)
EMONA OBALA KOPER	0.66	0.08	0.08	0.58	0.58	2,959
MERCATOR	2.45	2.35	2.00	0.10	0.46	78,771
DELO PRODAJA	0.46	0.37	0.10	0.08	0.36	2,936
KOMPAS MTS	0.18	0.12	0.11	0.06	0.07	4,937
GORENJE	1.47	1.46	0.78	0.01	0.69	53,760
PIVOVARNA LAŠKO	0.59	0.58	2.82	0.00	-2.23	54,484
PIVOVARNA UNION	42.14	42.14	26.62	0.00	15.52	39,415
LEK	99.11	99.12	21.67	0.00	77.44	152,203
PETROL	0.50	0.53	0.90	-0.03	-0.40	85,557
MLINOTEST	0.05	0.12	0.34	-0.07	-0.29	4,300
PROBANKA	0.38	0.45	1.13	-0.07	-0.75	2,400
KRKA	3.50	3.88	8.84	-0.38	-5.34	150,414

### NET INFLOW OF FOREIGN PORTFOLIO INVESTMENTS BY MONTH IN YEARS 2001 AND 2002 IN SITm

	Exchange market	Off-exchange market	Total	Turnover of foreign investors on the exchange	Foreign ownership (capitalisation of shares)	Share in turnover of foreign investors
<b>Year 2001</b>						
December	753.68	16,007.86	16,761.54	1,722.12	10.51%	6.02%
<b>Year 2002</b>						
January	1,110.86	7,649.36	8,760.22	1,698.13	10.80%	8.45%
February	565.55	1,438.89	2,004.45	1,092.01	9.79%	7.44%
March	876.21	29,050.58	29,926.79	1,604.21	12.04%	7.93%
April	1,276.16	14,605.11	15,881.27	1,631.77	12.18%	5.82%
May	567.23	1,341.93	1,909.15	1,993.35	12.51%	10.17%
June	-529.35	3,216.28	2,686.94	1,381.23	10.38%	10.46%
July	-1,458.40	-1,282.70	-2,741.10	1,964.10	10.03%	7.99%
August	-4,022.01	689.67	-3,332.34	5,222.23	10.03%	19.52%
September	-5,898.84	114,770.72	108,871.88	10,368.58	9.51%	37.40%
October	-2,571.87	891.34	-1,680.54	8,938.93	8.96%	27.98%
November	-1,136.80	165,953.81	164,817.00	2,003.11	18.17%	9.00%
<b>December</b>	<b>-673.89</b>	<b>-1,239.69</b>	<b>-1,913.57</b>	<b>1,505.21</b>	<b>19.68%</b>	<b>5.07%</b>
<b>Total in Year 2002</b>	<b>-11,895.17</b>	<b>337,085.31</b>	<b>325,190.16</b>	<b>39,402.86</b>	<b>19.68%</b>	<b>14.13%</b>
Total in Year 2001	4,499.69	63,500.44	68,000.03	10,555.78	10.51%	4.45%
Total in Year 2000	208.11	8,540.41	8,748.52	4,295.57	7.77%	2.96%
Total in Year 1999	-2,269.19	674.01	-1,595.09	3,163.40	7.98%	1.88%
Total in Year 1998	2,761.20	-2,104.00	657.30	14,333.90	8.86%	10.72%
Total in Year 1997	8,440.86	9,965.96	18,406.81	24,090.40	n.a.	27.51%
Total in Year 1996	7,439.48	3,381.38	10,820.86	9,718.80	n.a.	14.49%

## E3) RECORD VALUES

### RECORD DAILY TURNOVER IN YEAR 2002

16 July 2002

	Value (in SIT)	Number of bargains	Volume in pieces
Order book trades	367,385,636	1,000	935,109
Cross trades	175,456,653	204	183,073
Block trades	10,931,020,872	13	210,232
<b>Total</b>	<b>11,473,863,161</b>	<b>1,217</b>	<b>1,328,414</b>

### MAX AND MIN VALUE OF TURNOVER AND INDICES

	In Year 2002		In Years 1989-2001	
Monthly turnover (in SITm)	62,044	December	53,123	December 2000
Daily turnover (in SITm)	11,474	16 Jul 2002	10,058	12 July 2001
Number of bargains per day	6,411	27 Dec 2002	5,900	8 July 1999
Value of block trade (in SITm)	3,664	16 Jul 2002	8,128	23 Nov 2001
Max value of SBI 20 index	3,547.64	8 Nov 2002	2,159.35	19 Dec 2001
Min value of SBI 20 index	2,140.80	3 Jan 2002	891.93	10 Sep 1996
Max value of SBI 20NT index	3,350.05	28 Nov 2002	2,096.75	27 Dec 2001
Min value of SBI 20NT index	2,082.58	3 Jan 2002	1,437.30	1 July 1998
Max value of IPT index	2,699.16	4 Dec 2002	1,806.98	30 Dec 1999
Min value of IPT index	1,753.43	8 Jan 2002	1,318.83	1 July 1998
Max value of PIX index	3,013.05	27 Nov 2002	1,633.77	19 Oct 1999
Min value of PIX index	1,551.00	3 Jan 2002	965.15	29 Apr 1999
Max value of FOOD AND BEVERAGES index	2,986.46	28 Nov 2002	2,175.17	28 Dec 2001
Min value of FOOD AND BEVERAGES index	2,049.04	28 Feb 2002	1,551.34	3 Apr 2000
Max value of CHEMICALS index	3,420.54	28 Nov 2002	2,176.97	6 Aug 1998
Min value of CHEMICALS index	1,896.00	3 Jan 2002	1,476.44	1 July 1998
Max value of OIL AND GAS index	4,664.47	27 Nov 2002	2,633.44	17 Dec 2001
Min value of OIL AND GAS index	2,554.39	3 Jan 2002	1,591.73	27 June 2000
Max value of TRANSPORT index	2,863.02	27 Nov 2002	2,070.25	7 Dec 2001
Min value of TRANSPORT index	2,032.64	3 Jan 2002	1,132.46	1 July 1998
Max value of TRADE index	2,553.74	28 Nov 2002	2,195.82	31 Jan 2000
Min value of TRADE index	1,790.84	3 Jan 2002	1,172.80	1 July 1998
Max value of BIO index	111.06	27 Dec 2002	113.52	14 Dec 1995
Min value of BIO index	107.17	12 Mar 2002	100.46	5 July 1995



## E4) NEW LISTED SECURITIES AND CHANGES IN YEAR 2002

### NEW LISTED LONG - TERM SECURITIES ON LJUBLJANA STOCK EXCHANGE IN YEAR 2002

#### OFFICIAL MARKET

##### BONDS

Issuer	Trading code	Nomin. value of issue	Issue	Listing date	First trading day
Republika Slovenija	RS28	10,500,000,000 SIT	28 <sup>th</sup> issue	18 Jan 2002	25 Jan 2002
Republika Slovenija	RS29	10,278,000 EUR	29 <sup>th</sup> issue	18 Jan 2002	25 Jan 2002
Republika Slovenija	RS31	2,974,680,000 SIT	31 <sup>st</sup> issue	18 Jan 2002	25 Jan 2002
Republika Slovenija	RS32	23,865,500 EUR	32 <sup>nd</sup> issue	18 Jan 2002	25 Jan 2002
Republika Slovenija	RS34	16,910,000,000 SIT	34 <sup>th</sup> issue	20 Feb 2002	26 Feb 2002
Republika Slovenija	RS35	14,000,000,000 SIT	35 <sup>th</sup> issue	20 Mar 2002	26 Mar 2002
Republika Slovenija	RS36	3,790,000,000 SIT	36 <sup>th</sup> issue	20 Mar 2002	26 Mar 2002
Republika Slovenija	RS33	127,166,003.64 EUR	33 <sup>rd</sup> issue	2 Apr 2002	9 Apr 2002
Republika Slovenija	RS37	17,000,000,000 SIT	37 <sup>th</sup> issue	24 Apr 2002	30 Apr 2002
Republika Slovenija	RS38	18,018,600 EUR	38 <sup>th</sup> issue	24 Apr 2002	30 Apr 2002
Republika Slovenija	RS40	15,000,000,000 SIT	40 <sup>th</sup> issue	4 June 2002	7 June 2002
Republika Slovenija	RS41	12,000,000,000 SIT	41 <sup>st</sup> issue	20 June 2002	26 June 2002
Republika Slovenija	RS42	12,000,000,000 SIT	42 <sup>nd</sup> issue	17 Jul 2002	24 Jul 2002
Banka Celje	BCE6A	10,000,000 EUR	6 <sup>th</sup> issue, A series	20 Sept 2002	30 Sept 2002
Banka Celje	BCE6B	1,000,000,000 SIT	6 <sup>th</sup> issue, B series	20 Sept 2002	30 Sept 2002
Republika Slovenija	RS43	9,363,180,000 SIT	43 <sup>rd</sup> issue	17 Oct 2002	22 Oct 2002
Republika Slovenija	RS21	20,000,000,000 SIT	21 <sup>st</sup> issue	4 Nov 2002	18 Nov 2002
Republika Slovenija	RS39	30,000,000,000 SIT	39 <sup>th</sup> issue	4 Nov 2002	18 Nov 2002
Abanka	AB06	13,500,000 EUR	6 <sup>th</sup> issue	14 Nov 2002	25 Nov 2002
Republika Slovenija	RS44	2,964,930,000 SIT	44 <sup>th</sup> issue	26 Nov 2002	29 Nov 2002
Republika Slovenija	RS45	12,112,490,000 SIT	45 <sup>th</sup> issue	28 Nov 2002	3 Dec 2002
Republika Slovenija	RS48	60,000,000 EUR	48 <sup>th</sup> issue	5 Dec 2002	10 Dec 2002

#### FREE MARKET

##### SHARES

Issuer	Trading code	Type of share	Listing date	First trading day
Jata Emona	JAMR	common	10 Jan 2002	15 Jan 2002
Lesnina	MILG	common	16 Jan 2002	25 Jan 2002
KS 4 naložbe	K4NR	common	23 Apr 2002	25 Apr 2002
IIMP KLIMAT	KLIG	common	23 Apr 2002	26 Apr 2002
Krona holding	KRHR	common	6 May 2002	9 May 2002
Aktiva fin	ATFR	common	28 May 2002	31 May 2002
Ptujske pekarnice in slaščičarne	PPSG	common	7 Aug 2002	12 Aug 2002
Infond holding	IFFR	common	18 Sept 2002	23 Sept 2002
Sivent Ljubljana	SINR	common	3 Oct 2002	10 Oct 2002
Finira Ljubljana	FIRR	common	3 Oct 2002	10 Oct 2002
ETRA 33 Ljubljana	ETRG	common	4 Nov 2002	7 Nov 2002
Modra linija holding	MLHR	common	15 Nov 2002	20 Nov 2002
Velana tovarna zaves	VLJG	common	18 Dec 2002	23 Dec 2002

##### BONDS

Issuer	Trading code	Nominal value of issue	Issue	Listing date	First trading day
Probanka	PRB5	7,850,000 EUR	5 <sup>th</sup> issue	22 Apr 2002	26 Apr 2002
Nama	NAL1	953,975,000 SIT	1 <sup>st</sup> issue	2 Aug 2002	8 Aug 2002
Nova Ljubljanska banka	NLB7	6,250,000,000 SIT	7 <sup>th</sup> issue	18 Nov 2002	22 Nov 2002
Nova Ljubljanska banka	NLB8	14,276,000 EUR	8 <sup>th</sup> issue	18 Nov 2002	22 Nov 2002
Poštna banka Slovenije	PBS2	1,500,000,000 SIT	2 <sup>nd</sup> issue	23 Dec 2002	27 Dec 2002
Poštna banka Slovenije	PBS3	1,795,500,000 SIT	3 <sup>rd</sup> issue	23 Dec 2002	27 Dec 2002

##### Close-end funds

Issuer	Trading code	Type of share	Listing date	First trading day
Infond ID	IFIR	common	18 Sept 2002	23 Sept 2002

##### Authorised investment funds

Issuer	Trading code	Type of share	Listing date	First trading day
PID Vipa Invest	V10N	common	22 Jan 2002	29 Jan 2002
KS - SKLAD 4	K4SR	common	23 Apr 2002	25 Apr 2002
ATENA PID	ATPR	common	11 Jun 2002	17 Jun 2002
INFOND PID	IFPR	common	18 Sept 2002	23 Sept 2002

DELISTED LONG - TERM SECURITIES IN YEAR 2002

OFICIAL MARKET

SHARES

Issuer	Trading code	Type of share	Delisting date
SKB banka	SKBB	common	27 June 2002
BTC	BTC	common	27 Sept 2002
Koloniale	KLMG	common	18 Nov 2002

FREE MARKET

SHARES

Issuer	Trading code	Type of share	Delisting date
Emona Krmila	EMKG	common	11 Jan 2002
Jata Reja	JRDG	common	11 Jan 2002
Totra Plastika	TOPG	common	14 Jan 2002
PPC Gorenjski sejem	GSKG	common	18 Mar 2002
Veletrgovina Potrošnik	POMG	common	18 Mar 2002
Bohor	BFUG	common	19 Apr 2002
Alpdom	ALDG	common	5 Jul 2002
AVANT HOLDING	AVHR	common	13 Aug 2002
CERTIUS HOLDING	CERR	common	13 Aug 2002
AKTIVA FIN	ATFR	common	13 Aug 2002
AKTIVA AVANT FINANČNA DRUŽBA	AAFR	common	13 Aug 2002
Kovinotehna Celje	KCEG	common	2 Sept 2002
Kovinotehna Celje	KCEU	preferred	2 Sept 2002
Novolit Nova vas	NNVG	common	2 Sept 2002
Potrošnik Celje	PCCG	common	9 Sept 2002
KD Investments	KDZ	common	18 Sept 2002
CM Celje	CEMG	common	27 Sept 2002
Rudis Trbovlje	RUTG	common	17 Oct 2002
Dom smreka Maribor	DSMG	common	16 Oct 2002
Mercata holding	MEHR	common	04 Oct 2002
Cementarna Trbovlje	CTRG	common	03 Oct 2002
KS1-NALOŽBE	KSNG	common	5 Nov 2002
KS4-NALOŽBE	K4NG	common	5 Nov 2002
PPS - Pekarne Ptuj	PPSG	common	7 Nov 2002
Jata	JMLG	common	14 Nov 2002
Kmetijski kombinat Ptuj	KMPG	common	14 Nov 2002
Dravinjski dom	DSKG	common	31 Dec 2002

AUTHORISED INVESTMENT FUNDS

Issuer	Trading code	Type of share	Delisting date
Vipa Invest Nanos	VN0N	common	15 Jan 2002
Vipa Invest Soča	VS0N	common	15 Jan 2002
Arkada dva	AR2N	common	8 Mar 2002
Arkada tri	AR3N	common	8 Mar 2002
KS - SKLAD 4	KS4N	common	23 Apr 2002
Krona krona	KR0N	common	6 May 2002
Atena 1. Sklad	AT1N	common	29 May 2002
Infond zlat	IZ0N	common	23 Sept 2002
Plod	PD0N	common	16 Dec 2002
Trgatev	GT0N	common	16 Dec 2002

PENSION COUPONS

Issuer	Trading code	Delisting date
Kapitalska družba	PBON	1 Jan 2003

EXTENDED LISTING OF LONG - TERM SECURITIES IN YEAR 2002

OFFICIAL MARKET

SHARES

Issuer	Trading code	Type of share	Number of shares before extension	Number of shares after extension	Extension date
Salus	SALR	common	124,970	134,980	27 June 2002
Interuropa	IEKG	common	7,210,700	7,902,413	19 Jul 2002
Lek	LEKB	preferred	139,142	139,312	24 Sept 2002
Terme Čatež	TCRG	common	449,981	674,971	12 Sept 2002
Lek	LEKB	preferred	139,312	139,446	22 Oct 2002
Lek	LEKB	preferred	139,446	139,957	25 Oct 2002
Pivovarna Laško	PILR	common	6,534,256	8,747,652	18 Oct 2002
Lek	LEKB	preferred	139,957	140,177	29 Oct 2002
Lek	LEKB	preferred	140,177	140,193	12 Nov 2002
Lek	LEKB	preferred	140,193	140,205	5 Dec 2002

BONDS

Issuer	Trading code	Issue	Number of bonds before extension	Number of bonds after extension	Extension date
Republika Slovenija	RS27	27 <sup>th</sup> issue	409,150	1,700,000	16 Jan 2002
Republika Slovenija	RS29	29 <sup>th</sup> issue	102,780	328,037	18 Feb 2002
Republika Slovenija	RS29	29 <sup>th</sup> issue	328,037	550,000	4 June 2002
Republika Slovenija	RS36	36 <sup>th</sup> issue	379,000	1,200,000	19 June 2002
Republika Slovenija	RS38	38 <sup>th</sup> issue	180,186	502,495	15 Jul 2002
Republika Slovenija	RS38	38 <sup>th</sup> issue	502,495	1,000,000	18 Oct 2002
Republika Slovenija	RS43	43 <sup>th</sup> issue	936,318	1,560,000	4 Dec 2002

FREE MARKET

BONDS

Issuer	Trading code	Issue	Number of bonds before extension	Number of bonds after extension	Extension date
Slovenska odškodninska družba	SOS2E	2 <sup>nd</sup> issue	7,000,000	10,500,000	2 Oct 2002

SHARES

Issuer	Trading code	Type of share	Number of shares before extension	Number of shares after extension	Extension date
Hidrotehnik	VHLG	common	330,034	384,472	27 Aug 2002
KD GROUP	SKDR	common	99,972	186,436	23.09.2002
Color Medvode	COMG	common	803,701	950,391	16 Oct 2002
Zdravilišče Rogaška	RGS	common	893,757	898,110	8 Nov 2002
Zdravilišče Rogaška	RGP	preferred	27,845	27,850	8 Nov 2002

AUTHORISED INVESTMENT FUNDS

Issuer	Trading code	Type of share	Number of shares before extension	Number of shares after extension	Extension date
Arkada ena	AR1N	common	30,210,725	66,406,092	8 Mar 2002
Setev	ST1N	common	15,405,373	43,469,190	16 Dec 2002

REDUCED LISTING OF LONG - TERM SECURITIES IN YEAR 2002

FREE MARKET

SHARES

Issuer	Trading code	Type of share	Number of shares before reduction	Nominal value of share before reduction	Number of shares after reduction	Nominal value of share after reduction	Reduction date
KS 1 NALOŽBE	KSNG	common	4,178,783	100 SIT	592,970	1,000 SIT	21 Aug 2002
KS 4 NALOŽBE	K4NG	common	1,525,271	1,000 SIT	209,673	1,000 SIT	16 Aug 2002
Mercata 1 holding	MHLG	common	2,693,249	1,000 SIT	258,586	1,000 SIT	1 Oct 2002
Slovenijales Ljubljana	SLLG	common	304,004	10,000 SIT	273,604	10,000 SIT	29 Oct 2002
Pinus TKI Rače	PIRG	common	148,203	10,000 SIT	133,383	10,000 SIT	28 Nov 2002

AUTHORISED INVESTMENT FUNDS

Issuer	Trading code	Type of share	Number of shares before reduction	Nominal value of share before reduction	Number of shares after reduction	Nominal value of share after reduction	Reduction date
Modra linija	ML0G	common	52,986,743	100 SIT	34,156,833	100 SIT	14 Nov 2002

EXPIRED BONDS IN YEAR 2002

Issuer	Trading code	Issue	Market	Last trading day
LB SB Velenje	BV01	1 <sup>st</sup> issue	official market	25 Jan 2002
Factor banka	FB01E	1 <sup>st</sup> issue	official market	31 Mar 2002
Republika Slovenija 12. Izdaja	RS12	12 <sup>th</sup> issue	official market	22 May 2002
Banka Koper	BKP2	2 <sup>nd</sup> issue	free market	24 May 2002
Nova ljubljanska banka	NLB1	1 <sup>st</sup> issue	official market	27 May 2002
Nova ljubljanska banka	NLB2E	2 <sup>nd</sup> issue	official market	27 May 2002
Občina Šmarje pri Jelšah	OSMOE	1 <sup>st</sup> issue	free market	27 Aug 2002
Abanka	AB01E	1 <sup>st</sup> issue	free market	25 Sept 2002
Dolenjska banka	DB01	1 <sup>st</sup> issue	official market	1 Nov 2002
Dolenjska banka	DB02E	2 <sup>nd</sup> issue	official market	1 Nov 2002
Krekova banka	KRB2E	2 <sup>nd</sup> issue	official market	15 Oct 2002
Republika Slovenija	RSE	15 <sup>th</sup> issue, E series	official market	15 Oct 2002

MEMBERSHIP IN YEAR 2002

Member	Date	Admission/Exclusion	Total number of members
Brod na Muri BPH	19 Feb 2002	exclusion	30
eBrokers	31 May 2002	exclusion	29
IT Modra hiša	30 Nov 2002	exclusion	28
Banka Vipava	31 Dec 2002	exclusion	27

## F) LIST OF SECURITIES - DECEMBER 2002

### F1) OFFICIAL MARKET (1)

#### CORPORATE BONDS

	Issuer	Trading code	First trading day	Nominal value of issue traded	Coupon interest rate	Maturity	Sector
1	ABANKA	AB03	14 June 1999	7 EURm	5 % p.a.	1998-2005	banking
2	ABANKA	AB04	27 Dec 2000	10 EURm	6.25 % p.a.	2000-2007	banking
3	ABANKA	AB06	25 Nov 2002	13.5 EURm	5.9 % p.a.	2002-2009	banking
4	ABANKA	AB05	26 Sept 2001	10 EURm	6 % p.a.	2001-2006	banking
5	BANKA CELJE	BCE3	6 Mar 2000	10 EURm	6 % p.a.	1999-2005	banking
6	BANKA CELJE	BCE4	9 Feb 2001	10 EURm	6 % p.a.	2000-2006	banking
7	BANKA CELJE	BCE5	19 Dec 2001	10 EURm	6 % p.a.	2001-2007	banking
8	BANKA CELJE	BCE6A	30 Sept 2002	10 EURm	5.6 % p.a.	2002-2008	banking
9	BANKA CELJE	BCE6B	30 Sept 2002	10,000 SITm	4.9 % p.a.	2000-2005	banking
10	BANKA VIFA	VP02E	25 Oct 1995	2,045,167.52 EUR	10 % p.a.	1995-2005	banking
11	BANKA VIFA	VIP3E	13 Nov 1996	2,556,459.41 EUR	7.5 % p.a.	1996-2006	banking
12	BANKA VIFA	VIP4E	3 Dec 1997	2,045,167.52 EUR	7 % p.a.	1997-2007	banking
13	BANKA VIFA	VIP5	24 Dec 1998	2 EURm	6 % p.a.	1998-2008	banking
14	BANKA VIFA	VIP6	6 Mar 2000	2 EURm	5.5 % p.a.	1999-2009	banking
15	BANKA VIFA	VIP7	19 July 2001	2 EURm	6.2 % p.a.	2001-2010	banking
16	BLAGOVNO TRGOVINSKI CENTER	BTC1E	24 Feb 1997	17,383,924.96 EUR	10.5 % p.a.	1996-2008	retail, wholesale and real estate trade
17	HOTELI BERNARDIN	HTB1E	28 June 1999	10,225,837.62 EUR	8.5 % p.a.	1999-2009	hotel and restaurant activities
18	LB BANKA ZASAVJE	BZ02E	14 Jan 1997	4,601,626.93 EUR	7.5 % p.a.	1996-2004	banking
19	NFD	NI01	21 Dec 1999	2,171.84 SITm	5.5 % p.a. + TOM	1999-2006	investment consulting
20	NOVA KBM	KBM1E	5 Oct 1998	7,669,378.22 EUR	6 % p.a.	1998-2003	banking
21	NOVA KBM	KBM2	14 Nov 2000	9 EURm	5.9 % p.a.	2000-2006	banking
22	NOVA KBM	KBM3	14 Nov 2001	2,000 SITm	5.8 % p.a.+TOM	2001-2006	banking
23	NOVA KBM	KBM4	14 Nov 2001	9 EURm	6 % p.a.	2001-2006	banking
24	NOVA LJUBLJANSKA BANKA	NLB5	27 Sept 2001	12 mio EUR	5.8 % p.a.	2000-2005	banking
25	NOVA LJUBLJANSKA BANKA	NLB3	18 July 2000	4,000 SITm	5.25 % p.a. + TOM	2000-2005	banking
26	NOVA LJUBLJANSKA BANKA	NLB4	18 July 2000	5 EURm	5.65 % p.a.	2000-2005	banking
27	PROBANKA	PRB1	15 July 1996	800 SITm	6 % p.a. + TOM	1995-2003	banking
28	PROBANKA	PRB2E	3 Nov 1997	3,067,751.29	8 % p.a.	1995-2003	banking
29	SKB BANKA	SKB3E	14 Mar 1997	17,895,215.84 EUR	7.5 % p.a.	1996-2003	banking
30	SKB BANKA	SKB4A	30 Dec 1999	3,818.2 SITm	5.25 % p.a. + TOM	1999-2005	banking
31	SKB BANKA	SKB4B	30 Dec 1999	5,909 EURm	5.25 % p.a.	1999-2006	banking
32	SLOVENSKA ZADRUŽNA KMETIJSKA BANKA	ZBK1E	10 July 1995	2,556,459.41 EUR	10 % p.a.	1994-2004	banking
33	SLOVENSKA ZADRUŽNA KMETIJSKA BANKA	SZB3	15 Mar 2000	2,000 SITm	5.3 % p.a. + TOM	1999-2005	banking
34	STANOVANJSKI SKLAD RS	SSR1E	4 July 1996	4,083,023.58 EUR	6 % p.a.	1995-2010	national mortgage agency
35	STANOVANJSKI SKLAD RS	SSR2	30 June 1998	2,000 SITm	7.2 % p.a. + TOM	1998-2008	national mortgage agency

#### MUNICIPAL and GOVERNMENT BONDS

	Issuer	Trading code	First trading day	Nominal value of issue traded	Coupon interest rate	Maturity	Sector
1	REPUBLIC OF SLOVENIA	RS04E	6 Aug 1998	136,803,812.19 EUR	8 % p.a.	1996-2022	government bond
2	REPUBLIC OF SLOVENIA	RS08E	24 Nov 1993	49,356,539.17 EUR	5 % p.a.	1993-2003	government bond
3	REPUBLIC OF SLOVENIA	RS10	14 June 1999	52,189.61 SITm	4.5 % p.a. + TOM	1997-2007	government bond
4	REPUBLIC OF SLOVENIA	RS13E	14 June 1999	54,555,355.02 EUR	5.55 % p.a.	1998-2008	government bond
5	REPUBLIC OF SLOVENIA	RS14	29 Feb 2000	6,304 SITm	4 % p.a. + TOM	1999-2003	government bond
6	REPUBLIC OF SLOVENIA	RSH	29 Feb 2000	4,790.2 SITm	5.55 % p.a. + TOM	1995-2005	government bond
7	REPUBLIC OF SLOVENIA	RSI	23 Jan 1997	8,981.3 SITm	5.7 % p.a. + TOM	1995-2006	government bond
8	REPUBLIC OF SLOVENIA	RS16	15 Mar 2000	6,000 SITm	4.2 % p.a. + TOM	2000-2003	government bond
9	REPUBLIC OF SLOVENIA	RS17	15 Mar 2000	9,000 SITm	4.7 % p.a. + TOM	2000-2005	government bond
10	REPUBLIC OF SLOVENIA	RS18	15 May 2000	50 EURm	6 % p.a.	2000-2010	government bond
11	REPUBLIC OF SLOVENIA	RS19	18 Aug 2000	6,000 SITm	4.2 % p.a. + TOM	2000-2003	government bond
12	REPUBLIC OF SLOVENIA	RS20	12 Dec 2000	6,000 SITm	4.2 % p.a. + TOM	2000-2003	government bond
13	REPUBLIC OF SLOVENIA	RS21	18 Nov 2002	20,000 SITm	1 % p.a. + TOM	2001-2015	government bond
14	REPUBLIC OF SLOVENIA	RS22	22 Feb 2001	8,000 SITm	4.7 % p.a. + TOM	2001-2006	government bond
15	REPUBLIC OF SLOVENIA	RS23	20 Feb 2001	40 EURm	6 % p.a.	2001-2011	government bond
16	REPUBLIC OF SLOVENIA	RS24	22 Mar 2001	1,100 SITm	4.2 % p.a. + TOM	2001-2004	government bond
17	REPUBLIC OF SLOVENIA	RS25	3 May 2001	8,000 SITm	4.7 % p.a. + TOM	2001-2006	government bond
18	REPUBLIC OF SLOVENIA	RS26	14 June 2001	50 EURm	5.375 % p.a.	2001-2011	government bond
19	REPUBLIC OF SLOVENIA	RS27	20 Dec 2001	17,000 SITm	4.7 % p.a. + TOM	2001-2006	government bond
20	REPUBLIC OF SLOVENIA	RS28	25 Jan 2002	10,500 SITm	4.2 % p.a. + TOM	2002-2005	government bond
21	REPUBLIC OF SLOVENIA	RS29	25 Jan 2002	55 EURm	5.375 % p.a.	2002-2012	government bond
22	REPUBLIC OF SLOVENIA	RS31	25 Jan 2002	2,974.68 SITm	4.7 % p.a. + TOM	2002-2007	government bond
23	REPUBLIC OF SLOVENIA	RS32	25 Jan 2002	23,8655 EURm	5.375 % p.a.	2002-2012	government bond
24	REPUBLIC OF SLOVENIA	RS33	9 Apr 2002	127,166 EURm	8 % p.a.	2002-2022	government bond
25	REPUBLIC OF SLOVENIA	RS34	26 Feb 2002	16,910 SITm	4.2 % p.a. + TOM	2002-2007	government bond
26	REPUBLIC OF SLOVENIA	RS35	26 Mar 2002	14,000 SITm	9 % p.a.	2002-2007	government bond
27	REPUBLIC OF SLOVENIA	RS36	26 Mar 2002	12,000 SITm	7.5 % p.a.	2002-2005	government bond
28	REPUBLIC OF SLOVENIA	RS37	30 Apr 2002	17,000 SITm	4 % p.a. + TOM	2002-2007	government bond
29	REPUBLIC OF SLOVENIA	RS38	30 Apr 2002	100 EURm	5.63 % p.a.	2002-2017	government bond
30	REPUBLIC OF SLOVENIA	RS39	18 Nov 2002	30,000 SITm	1 % p.a. + TOM	2002-2008	government bond
31	REPUBLIC OF SLOVENIA	RS40	7 June 2002	15,000 SITm	3.9 % p.a. + TOM	2002-2007	government bond
32	REPUBLIC OF SLOVENIA	RS41	26 June 2002	12,000 SIT m	3.9 % p.a. + TOM	2002-2007	government bond
33	REPUBLIC OF SLOVENIA	RS42	24 Jul 2002	12,000 SIT m	9 % p.a.	2002-2005	government bond
34	REPUBLIC OF SLOVENIA	RS43	22 Oct 2002	15,600 SITm	3 % p.a. + TOM	2002-2006	government bond
35	REPUBLIC OF SLOVENIA	RS44	29 Nov 2002	2,964.93 SITm	6.65 % p.a.	2002-2012	government bond
36	REPUBLIC OF SLOVENIA	RS45	3 Dec 2002	12,112.49 SITm	8.2 % p.a.	2002-2005	government bond
37	REPUBLIC OF SLOVENIA	RS48	10 Dec 2002	60 EURm	4.75 % p.a.	2002-2012	government bond
38	SLOVENSKA RAZVOJNA DRUŽBA	SKR1E	3 July 1995	25,564,594.06 EUR	5 % p.a.	1993-2003	development fund of Republic Slovenia

**TOM** (abbreviation for: "temeljna obrestna mera" - base interest rate) - indexation factor, calculated as twelve month average of monthly consumer price index

## F1) OFFICIAL MARKET (2)

### COMMON SHARES

	Issuer	Trading code	First trading day	Nominal value of issue listed	Number of shares traded	Isin code	Sector
1	AERODROM LJUBLJANA	AELG	8 Oct 1997	1,936.229 SITm	1,936,229	SI0031103276	airport services
2	BANKA KOPER	BKP	14 Mar 2000	5,313.59 SITm	531,359	SI 002110547 1	banking
3	COMET ZREČE	CHZG	2 Nov 1998	1,700.688 SITm	1,700,688	SI0031104407	grinding wheels and other non-metals production
4	DELO LJUBLJANA	DELR	13 Jan 1999	667.464 SITm	667,464	SI 003110445 6	publishing
5	DELO PRODAJA	DRPG	12 Feb 2001	593.549 SITm	593,549	SI0031107079	trade
6	DROGA PORTOROŽ	DRPG	12 June 1996	2,827.68 SITm	282,768	SI0031100256	food processing industry
7	EMONA OBALA KOPER	EOKG	7 Jan 1998	1,741.456 SITm	1,741,456	SI0031102682	commerce
8	ETOL CELJE	ETOG	21 Feb 1997	2,745.76 SITm	274,576	SI0031101338	essential oils and fragrances production
9	GEODETSKI ZAVOD SLOVENIJE	GZRG	8 Jan 2001	379.820 SITm	379,820	SI0031110339	surveying and cartography
10	GORENJE VELENJE	GRVG	10 Nov 2000 official market (2 June 1998 free market)	12,200 SITm	12,200,000	SI0031104076	household appliances
11	GRADBENO PODJETJE GROSUPLJE	GPG	23 Dec 1994	19,941.1 SITm	199,411	SI0031100728	construction industry
12	INTEREUROPA KOPER	IEKG	12 Jan 1998	7,902.413 SITm	7,902,413	SI0031100090	retail trade
13	ISTRABENZ KOPER	ITBG	16 June 1997	5,180 SITm	5,180,000	SI0031102070	holding companies management
14	KOMPAS MTS	MTSG	8 Dec 2000	3,526.714 SITm	3,526,714	SI0031103706	catering service, border-crossing and tourist services
15	KOLINSKA LJUBLJANA	KOLR	8 Jan 1996	3,166.992 SITm	3,166,992	SI0031100058	food processing industry
16	KRKA TOVARNA ZDRAVIL NOVO MESTO	KRKG	4 Nov 1997	14,170.448 SITm	3,542,612	SI0031102120	pharmaceutical & chemical industry
17	LEK LJUBLJANA	LEKA	11 Sep 1996	10,743.738 SITm	1,790,623	SI0031100645	pharmaceuticals
18	LUKA KOPER	LKPG	20 Nov 1996	7,140 SITm	7,140,000	SI0031101346	transport
19	MERCATOR LJUBLJANA	MELR	22 Dec 1997	32,085.04 SITm	3,208,504	SI0031100082	commerce industry, agriculture
20	MERKUR KRANJ	MER	30 Nov 1998	91,258.5 SITm	912,585	SI0031104639	wholesale and retail trade
21	MLINOTEST AJDOVŠČINA	MAJG	3 Apr 2000	2,389.177 SITm	2,389,177	SI 003110820 0	food processing industry
22	NIKA BREŽICE	NIKA	23 June 1992	479.688 SITm	479,688	SI0031100793	financial consultancy and services
23	PETROL LJUBLJANA	PETG	5 May 1997	12,517.806 SITm	2,086,301	SI 003110215 3	crude-oil and gas trade
24	PIVOVARNA LAŠKO	PILR	1 Feb 2000	8,747.652 SITm	8,747,652	SI 003110741 8	brewery
25	PIVOVARNA UNION	PULG	6 Mar 2000	4,511.14 SITm	451,114	SI 003110907 5	brewery and soft drinks
26	RADENSKA RADENCI	RARG	3 Apr 1997	5,061.856 SITm	5,061,856	SI 003110230 2	health resort
27	SALUS LJUBLJANA	SALS	16 Jan 1992	134.98 SITm	134,980	SI 003110568 5	full-line pharmaceutical
28	SAVA KRANJ	SAVA	6 Jan 2000	17,209.87 SITm	1,720,987	SI 003110845 7	wholesale chemicals
29	TEHNOUNION LJUBLJANA	TEHG	26 Nov 1998	840.05 SITm	84,005	SI 003110002 5	sales agent and marketing of motor vehicles
30	TERME ČATEŽ	TCRG	26 Aug 1993	4,049.826 SITm	674,971	SI 003110063 7	health resort
31	ZDRAVILIŠČE MORAVSKE TOPLICE	ZMTG	25 Sep 1997	2,861.843 SITm	2,861,843	SI 003110325 0	health resort
32	ŽIVILA KRANJ	ZKNG	15 May 2000	3,199.97 SITm	319,997	SI 003110678 2	trade and catering industry
33	ŽITO LJUBLJANA	ZTOG	20 Mar 2000	3,487.65 SITm	348,765	SI 003110844 0	flour, bread, pasta and sweets production

### PREFERRED SHARES

	Issuer	Trading code	First trading day	Nominal value of issue listed	Number of shares traded	Isin code	Sector
1	LEK LJUBLJANA	LEKB	6 May 1999	841.23 SITm	140,205	SI 003120027 0	pharmaceuticals
2	PROBANKA MARIBOR	PRBP	30 Mar 1993	400 SITm	400,000	SI 002120040 5	banking
3	VIPA BANKA	VPPP	28 June 1994	350 SITm	17,500	SI 002120031 4	banking

TRADED SECURITIES - DECEMBER 2002

F2) FREE MARKET (1)

CORPORATE BONDS

	Issuer	Trading code	First trading day	Nominal value of issue traded	Interest rate	Maturity	Sector
1	AUTOCOMMERCE LJUBLJANA	ACL1E	15 Dec 1997	11,401,808.95 EUR	8 % p.a.	1997-2006	foreign and domestic trade, service and production
2	BANKA KOPER	BKP3	5 Jan 2000	5 EURm	5 % p.a.	1999-2004	banking
3	BANKA KOPER	BKP4	21 Dec 2000	2,000 SITm	6 % p.a. + TOM	2000-2005	banking
4	BANKA VIPA	VP01E	5 Jan 1995	1,022,583.76 EUR	10 % p.a.	1994-2004	banking
5	KD INVESTMENTS	KD01E	24 July 1996	4,090,335.05 EUR	10 % p.a.	1996-2006	investment
6	NAMA	NAL1	8 Aug 2002	953,795,000 SIT	7 % p.a. + EUR	2002-2008	trade
7	NOVA LJUBLJANSKA BANKA	NLB7	22 Nov 2002	6,250 SITm	10 % p.a.	2002-2005	banking
8	NOVA LJUBLJANSKA BANKA	NLB8	22 Nov 2002	14,276 EURm	5.5 % p.a.	2002-2007	banking
9	POŠTNA BANKA SLOVENIJE	PBS2	27 Dec 2002	1,500 SITm	6% + TOM	2000-2007	banking
10	POŠTNA BANKA SLOVENIJE	PBS3	27 Dec 2002	1,795.5 SITm	5.3% + TOM	2000-2005	banking
11	POTEZA	BDP2	13 Dec 1999	1.5 EURm	7.5 % p.a.	1999-2004	brokerage house
12	PROBANKA	PRB4	15 Mar 2000	5 EURm	5.5 % p.a.	1999-2007	banking
13	PROBANKA	PRB5	26 Apr 2002	7.85 EURm	6.25 % p.a.	2001-2006	banking
14	SI.MOBIL	SM01E	24 Sep 1999	2,556,459.41 EUR	6 % p.a.	1999-2006	telecommunication
15	SIP STROJNA OPREMA	SIP1AE	19 June 2000	3,323,397.23 EUR	6 % p.a.	1999-2009	production of tractors and other agricultural,
16	SIP STROJNA OPREMA	SIP1BE	19 June 2000	1,763,956.99 EUR	6 % p.a.	1999-2009	forestry and cultivation machinery
17	UBK BANKA	UBKKE	5 Jan 1995	3,067,751.29 EUR	8.5 % floating rate	1994-2004	banking

\* floating interest rate calculated as an average annual interest rate of long-term government bonds denominated in EUR

MUNICIPAL and GOVERNMENT BONDS

	Issuer	Trading code	First trading day	Nominal value of issue traded	Coupon interest rate	Maturity	Sector
1	SLOVENSKA ODŠKODNINSKA DRUŽBA	SOS2E	7 Apr 1997	536,865,000 EUR	6 % p.a.	1996-2004	meeting commitments deriving from denationalisation process
2	STANOVANJSKI SKLAD RS	SSR3	8 May 2001	2,000 SITm	6.1% p.a. + TOM	2001-2011	national mortgage agency

TOM (abbreviation for: "temeljna obrestna mera" - base interest rate) - indexation factor calculated as twelve month average of monthly consumer price index

## F2) FREE MARKET (2)

### COMMON SHARES

	Issuer	Trading code	First trading day	Nominal value of issue traded	Number of shares traded	Isin code	Sector
1	AGROKOMBINAT MARIBOR	AKMG	24 Sep 1999	403.808 SITm	403.808	SI 003110433 2	retail, fooder production for livestock, meat and miik products, granary services
2	ALPETOUR POTOVALNA AGENCIJA ŠKOFJA LOKA	APAG	2 Aug 2000	526.084 SITm	263,042	SI 003110989 3	passengers transportat
3	AVTO CELJE	AVCG	4 Feb 1997	418.077 SITm	418,077	SI 003110211 2	car sale and repair services
4	AVTOPREVOZNIŠTVO IN SERVISI VELENJE	ASVG	1 Sep 1997	308.696 SITm	308,696	SI 003110315 1	transport company
5	BELINKA HOLDING LJUBLJANA	BELG	19 Oct 2000	2.702.532 SITm	2.702.532	SI 003110216 1	holding companies management
6	CAPITA LJUBLJANA	CAP1	5 Sep 1997	582.021 SITm	582,021	SI 002110003 5	holding companies management
7	CETIS CELJE	CETG	10 Mar 1997	2.400 SITm	200,000	SI 003110084 3	paper industry and graphics
8	CINKARNA CELJE	CICG	6 Mar 1998	4.874.862 SITm	812.477	SI 003110380 5	metallurgic and chemical industry
9	COLOR MEDVODE	COMG	15 Jan 1998	1.900.782 SITm	950,391	SI 003110360 7	resin, colours and varnish industry
10	CREINA KRANJ	CRKG	21 Feb 2000	194.376 SITm	48,594	SI 003110915 8	production and wholesale of agricultural and industrial machines and gadgats
11	DADAS MARIBOR	DAD	16 Sep 1997	125.28 SITm	31,320	SI 003110076 9	financial consultancy and services
12	DANA MIRNA	DMRG	7 June 1999	356.128 SITm	356,128	SI 003110520 6	secondary industry of fruit processing and production of alcohol and non-alcohol drinks
13	DZS LJUBLJANA	DZS	12 May 1999	1.429.368 SITm	1.429.368	SI 003110527 1	publishing and trading
14	EGOLES ŠKOFJA LOKA	GKRG	17 Sep 1999	258.3 SITm	258,300	SI 003110714 5	forest management and sale of wood products
15	ELMO LJUBLJANA	IELG	22 Feb 2001	708 SITm	708,000	SI 003111026 3	electrical installations
16	ETRA 33 LJUBLJANA	ETRG	7 Nov 2002	454.23 SITm	45,423	SI 003110712 9	production of electromotors, generators and transformers
17	FINIRA LJUBLJANA	FIRR	10 Oct 2002	2.179.206 SITm	2.179,206	SI 002111138 8	holding companies management
18	FRUCTAL AJDOVŠČINA	FRAG	6 Jan 1998	2.504.151 SITm	2.504,151	SI 003110359 9	food-processing industry
19	GEA COLLEGE LJUBLJANA	GEAR	5 Jan 1995	147.885 SITm	147,885	SI 003110080 1	consulting
20	GEA TOVARNA OLJA SLOV.BISTRICA	GSBG	30 June 1996	660.348 SITm	660,348	SI 003110129 6	oil - producing industry
21	GRAD PRESTRANEK	GDPR	1 Feb 2000	345.88 SITm	43,235	SI 003110898 6	revitalisation and renewal of the Prestranek estate; catering and tourist activities; horse breeding
22	GRADIS GP LJUBLJANA	GLJG	12 July 1999	609.5 SITm	304,750	SI 003110393 8	construction
23	GRAND HOTEL UNION LJUBLJANA	GHUG	5 Jan 2000	1.814.613 SITm	1.814,613	SI 003110865 5	hotel industry
24	GORENJSKI TISK KRANJ	GTKG	19 Sep 1996	960.176 SITm	960,176	SI 003110119 7	graphics services
25	GORIŠKE OPEKARNE RENČE	GORG	8 Mar 1999	392.725 SITm	392,725	SI 003110499 3	production of different clay brick products
26	GOZDNO GOSPODARSTVO BLEJ	GGBG	27 Dec 1999	611.9 SITm	611,900	SI 003110737 6	forest management
27	GOZDNO GOSPODARSTVO POSTOJNA	GZPG	30 June 1999	489.52 SITm	489,520	SI 003110571 9	forest management and sale of wood products
28	HELIOS DOMŽALE	HDOG	19 Sep 1996	2.198.61 SITm	219,861	SI 003110114 8	intermediary on fuel, mine sector
29	HIDROTEHNIK LJUBLJANA	VHLG	5 July 1999	384.472 SITm	384,472	SI 003110551 1	building industry and protection against flood damage
30	HIPOTEKARNA BANKA BREŽICE	HBR	14 Dec 1998	600 SITm	300,000	SI 002110074 6	banking
31	HOTELI PALAČE PORTOROŽ	PALG	7 Oct 1997	2.346.102 SITm	2.346,102	SI 003110330 0	hotel industry
32	IMP ČRPAKKE	ICRG	9 Sep 1998	333.034 SITm	333,034	SI 003110434 0	production of pumps
33	INFOND HOLDING	IFFR	23 Sept 2002	16.833.414 SITm	16.833,414	SI 002111076 0	holding companies management
34	INLES RIBNICA	IHPG	8 Oct 1999	1.111.050 SITm	555,525	SI 003110745 9	production of furniture
35	INTARA LJUBLJANA	INTR	5 Jan 1995	101 SITm	101,000	SI 003110114 8	brokerage house
36	INTEGRAL JESENICE	INJG	14 Sep 1999	243.784 SITm	243,784	SI 003110708 7	merchandise and passenger transport, motor vehicle service and repairs
37	INTERTRADE ITA LJUBLJANA	INRG	20 Oct 1997	695.31 SITm	69,531	SI 003110333 4	mechanical engineering representative
38	INTERTRADE ITS LJUBLJANA	ITSG	24 Apr 1998	1.260 SITm	1.260,000	SI 003110394 6	information and computer service
39	INTES MARIBOR	IMTG	9 Mar 2000	549.982 SITm	549,982	SI 003110920 8	cereal processing and production of farinaceous food
40	IMP KLIMAT	KLLG	26 Apr 2002	353.9 SITm	353,900	SI 003111114 7	production of air conditioning equipment
41	JADRAN SEŽANA	JASG	23 Sep 1996	226.334 SITm	226,334	SI 003110154 4	commerce industry
42	JATA EMONA	JAMR	15 Jan 2002	3.197.534 SITm	3.197,534	SI 003111109 7	production and retailing of poultry meat
43	JAVOR PIVKA	JPIG	13 Nov 2000	1.194.7 SITm	1.194,700	SI 003110910 9	production of plywood, bound and layer wood, fibre and other slabs
44	JELEN SLOVENŠKE KONJICE	JESG	29 Nov 1999	50.849 SITm	50,849	SI 003110430 8	restaurant & hotel capacities
45	JUTEKS ŽALEC	JTKG	2 Nov 1999	641.432 SITm	641,432	SI 003110786 3	carpet production on various linings
46	KEMA PUČONCI	KEPG	17 Dec 1998	217.346 SITm	217,346	SI 003110420 9	production of special buildingmaterials
47	KLASJE CELJE	KLKG	2 July 1999	734.716 SITm	734,716	SI 003110548 7	bread, pastries and sweets production
48	KD HOLDING	KDHR	5 Feb 2001	7.399.752 SITm	924,969	SI 003111046 1	holding companies management
49	KOMPAS HOTELI KRANJSKA GORA	KHKG	31 May 1996	1.627 SITm	162,700	SI 003110052 0	tourism, hotel industry
50	KRONA HOLDING	KRHR	9 May 2002	1.287.121 SITm	1.287,121	SI 002111124 8	holding companies management
51	KOŠAKI TMI MARIBOR	TKMG	11 Oct 1999	432.36 SITm	43,236	SI 003110424 1	secondary meat industry and production of meat products
52	KRUH PECIVO MARIBOR	KPEG	2 July 1997	555.534 SITm	555,534	SI 003110295 5	bread and pastries production
53	LESNINA EMMI SLOV.BISTRICA	LSBG	8 May 1996	684.037 SITm	684,037	SI 003110035 5	aluminium and wood production
54	LESNINA	MILG	12 Jan 2002	2.906.81SITm	76,495	SI 003111116 2	wholesale and retail of furniture

## F2) FREE MARKET (3)

### COMMON SHARES

	Issuer	Trading code	First trading day	Nominal value of issue traded	Number of shares traded	Isin code	Sector
55	LIP BLEĐ	LLBG	12 Jan 2000	2,155,899 SITm	2,155,899	SI 003110871 3	wood manufacturing
56	LIV POSTOJNA	LIVG	16 Nov 1999	1,616 SITm	161,600	SI 003110796 2	production of vacuum cleaners, plastic tubes and fittings, bicycles, hydraulic elevators and concrete mixers
57	LIZ INŽENIRING LJUBLJANA	LIZG	11 Mar 1999	188,677 SITm	188,677	SI 003110371 4	consulting and engineering in object construction
58	MARINA PORTOROŽ	MAPG	19 Sep 1996	627,864 SITm	313,932	SI 003110058 7	nautical and hotel industry
59	OLJARICA KRANJ	MOKG	27 Jan 1999	704,04 SITm	70,404	SI 003110201 3	production of cooking oil
60	MEDALJON MARIBOR	MEDR	12 Oct 1999	1,734 SITm	1,734,000	SI 003110691 5	management of holding companies, business operations of own real estate and renting own real estate
61	MEDVEŠEK PUŠNIK LJUBLJANA	MPL	12 Dec 1997	160 SITm	80,000	SI 002110324 5	financial consulting
62	MELAMIN KOČEVJE	MKOG	23 Sep 1996	466,489 SITm	466,489	SI 003110201 1	chemical industry
63	MERCATA 1 HOLDING	MHLR	30 Jan 2001	2,693,249 SITm	2,693,249	SI 003111007 3	holding companies management
64	MESNA INDUSTRIJA PRIMORSKE	MIPG	19 June 2000	1,478,742 SITm	1,478,742	SI 003110969 5	meat processing industry; wholesale and retail trade with provisions
65	MITOL SEŽANA	MISG	15 May 1997	770,509 SITm	770,509	SI 003110271 6	production and sale of adhesive substances and resinous compound
66	MLADINSKA KNJIGA TISKARNA LJUBLJANA	MKTG	11 Oct 1999	1,039,54 SITm	103,954	SI 003110094 2	printing, publishing, retail and wholesale
67	MODRA LINIJA HOLDING	MLHR	20 Nov 2002	1,882,991 SIT m	1,882,991	SI 002111058 8	holding companies management
68	MURALES LJUTOMER	MULG	2 Mar 2001	322,045 SITm	322,045	SI 003110778 0	production of wood furniture
69	MLAJ ZADOBROVA	MTZG	20 June 2001	67,062 SITm	67,062	SI 003111047 9	wood manufacturing
70	NAMA LJUBLJANA	NALG	20 Dec 1999	2,861,31 SITm	2,861,310	SI 003110269 0	retail trade and renting of business premises
71	NIKO ŽELEZNIKI	NKPG	17 Sep 1999	358,75 SITm	35,875	SI 003110717 8	office material, industrial paper-clips, electromagnets and other metal mechanisms
72	PINUS TKI RAČE	PIRG	13 June 1996	1,333,83 SITm	133,383	SI 003110037 1	chemical industry
73	PLAMA PUR	POPG	6 Dec 1999	686,798 SITm	686,798	SI 003110822 6	production and refashioning of poliuretanic (plastic) foams
74	POM-INVEST	POIR	19 Oct 2001	2,241,983 SITm	2,241,983	SI 002111098 4	holding companies management
75	PULSAR HOLDING	PLHR	13 Aug 2001	939,319 SITm	939,319	SI 002111090 1	holding companies management
76	RAZVOJNA DRUŽBA LJUBLJANA	RDRO	5 Jan 1995	219,48 SITm	21,948	SI 003110075 1	consulting
77	RTC KRVAVEC	RKRG	17 Oct 1997	411,468 SITm	205,734	SI 003110328 4	transport of passengers, goods and various loads
78	SATURNUS AVTOOPREMA LJUBLJANA	SAAG	14 Apr 1997	966,122 SITm	483,061	SI 003110254 2	motorvehicles light equipment industry
79	SATURNUS EMBALAŽA LJUBLJANA	SELG	3 Nov 1997	840,64 SITm	84,064	SI 003110338 3	production of package
80	SAVINJA MOZIRJE	MSMG	21 Sep 1999	105,78 SITm	105,780	SI 003110685 7	retail of food and non-food provisions
81	SIJAJ HRASTNIK	SIHG	7 Oct 1999	268,8 SITm	26,880	SI 003110742 6	production of decorative lights and metal products
82	KD GROUP	SKDR	21 Dec 2000	372,872 SITm	186,436	SI 003111016 4	holding companies management
83	SIVENT LJUBLJANA	SINR	10 Oct 2002	719,712 SITm	719,712	SI 002111139 6	holding companies management
84	SLOVENIJALES LJUBLJANA	SLLG	8 May 1996	2,736,04 SITm	273,604	SI 003110040 5	commerce, engineering, representation
85	SVILA MARIBOR	SVMG	17 Jan 1997	1,263,478 SITm	1,263,478	SI 003110209 6	textile industry
86	SVILANIT KAMNIK	SKAC	14 Apr 1997	816,974 SITm	408,487	SI 003110245 0	textile industry
87	TEKSTINA AJDOVŠČINA	TEAC	12 Feb 1997	1,127,293 SITm	1,127,293	SI 031102211 1	textile industry
88	TOPLICE DOBRNA	ZDDG	5 July 1999	682,01 SITm	682,010	SI 03110539 6	medical services, tourist and hotel trade
89	TOSAMA DOMŽALE	TODG	13 Sep 1996	2,956,7 SITm	295,670	SI 003110136 1	sanitary material production
90	TOVARNA SLADKORJA ORMOŽ	TSOR	12 Apr 1996	4,971,63 SITm	497,163	SI 003110020 7	sugar production
91	TUS KO-SI SLOVENJ GRADEC	TUKG	9 Mar 2000	229,456 SITm	229,456	SI 003110924 0	production of non-woven materials
92	TUB SWATY MARIBOR	TUBG	30 Dec 1997	1,155,76 SITm	288,940	SI 003110344 1	production and trade of knife grinders
93	UNITAS LJUBLJANA	USLG	26 Nov 1998	145,115 SITm	145,115	SI 003110467 0	production of sanitary, water and gas fittings
94	UPIMO GROUP LJUBLJANA	UPGR	9 July 19997	215 SITm	215,000	SI 002110266 8	counseling services on trading and marketing and financial engineering
95	VALKARTON LOGATEC	VLOG	26 Jun 1997	852,097 SITm	852,097	SI 003110231 0	cardboard production
96	VELANA LJUBLJANA	VLJG	23 Dec 2002	1,409,645,000 SIT	1,409,645	SI 003110069 4	non-clothing textile manufacturer
97	ZASAVSKI RAČUNSKI CENTER TRBOVLJE	ZRCG	27 Dec 1999	43,466 SITm	43,466	SI 003110856 4	consultancy engineering, electronic data processing, sale of software products
98	ZDRAVILIŠČE ROGAŠKA	RGS	11 Feb 1999	898,11 SITm	898,110	SI 003110489 4	health resort
99	ŽR - MONTER DRAVOGRAD	ZMDG	17 Sep 1999	275,835 SITm	275,835	SI 003110696 4	management of investment portfolios of subsidiaries

### PREFERRED SHARES

	Issuer	Trading code	First trading day	Nominal value of issue traded	Number of shares traded	Isin code	Sector
1	HIPOTEKARNA BANKA BREŽICE	HBP	14 Dec 1998	159 SITm	79,500	SI 002120007 4	banking
2	KD HOLDING	KDHP	18 July 2001	2,131,304 SITm	266,413	SI 003120050 2	holding companies management
3	PRIMOFIN MARIBOR	PFNP	22 Sep 1997	500 SITm	10,000	SI 003120010 6	financial consultancy
4	ZDRAVILIŠČE ROGAŠKA	RGP	11 Feb 1999	55,7 SITm	27,850	SI 003120028 8	health resort



## F2) FREE MARKET (4)

### CLOSED-END FUNDS

	Issuer	Trading code	First trading day	Nominal value of issue traded	Number of shares traded	Isin code	Sector
1	ID KMEČKA DRUŽBA	KDIN	9 Feb 2001	9,204.61 SITm	92,046,145	SI 002111023 2	investment fund
2	INFOND ID	IFIR	23 Sept 2002	8,132.314 SITm	8,132,314	SI 002111078 6	investment fund
3	NACIONALNA FINANČNA DRUŽBA 1	NF1N	26 Oct 1998	15,833.01 SITm	160,580,300	SI 002110600 8	investment fund
4	TRIGLAV STEBER I	TG1N	2 Nov 1998	14,545.89 SITm	147,487,470	SI 002110610 7	investment fund

### AUTHORISED CLOSED-END FUNDS

	Issuer	Trading code	First trading day	Nominal value of issue traded	Number of shares traded	Isin code	Sector
1	ATENA PID	ATPR	17 June 2002	13,591,588.800 SIT	135,915,888	SI 002111093 5	authorised investment fund
2	PID AKTIVA AVANT I LJUBLJANA	AAPR	22 Aug 2001	2,952 SITm	29,520,040	SI 002111063 8	authorised investment fund
3	ARKADA ENA LJUBLJANA	AR1N	14 Dec 1998	6,640.61 SITm	66,406,092	SI 002110579 4	authorised investment fund
4	CAPINVEST 2 LJUBLJANA	CAPN	24 Dec 1998	587.69 SITm	5,876,900	SI 002110622 2	authorised investment fund
5	INFOND PID	IFPR	23 Sept 2002	8,764.1964 SITm	87,641,964	SI 002111077 8	authorised investment fund
6	KS - sklad 2	KS2N	2 Aug 1998	4,429.32 SITm	44,293,242	SI 002110621 4	authorised investment fund
7	KS - SKLAD 4	K4SR	25 Apr 2002	4,163.38 SITm	41,633,800	SI 002111095 0	authorised investment fund
8	KRONA SENIOR	SN0N	8 Dec 1998	7,317.04 SITm	73,170,428	SI 002110590 1	authorised investment fund
9	MAKSIMA 1 LJUBLJANA	MX1N	16 Nov 1998	21,664.62 SITm	216,646,243	SI 002110593 5	authorised investment fund
10	MERCATA LJUBLJANA	MR0N	31 Aug 1998	2,892.39 SITm	28,923,982	SI 002110598 4	authorised investment fund
11	FOND INVEST (MERCATA 1 before)	MR1N	31 Aug 1998	2,682.12 SITm	26,821,153	SI 002110599 2	authorised investment fund
12	MODRA LINIJA KOPER	ML0N	7 Apr 1998	3,415,383.300 SIT	34,156,833	SI 002110596 8	authorised investment fund
13	NACIONALNA FINANČNA DRUŽBA 2	NF2N	2 July 1999	29,137.97 SITm	291,379,659	SI 002110601 6	authorised investment fund
14	NIKA PID	NK0N	24 Apr 1998	3,257.47 SITm	32,574,698	SI 002110602 4	authorised investment fund
15	NIKA PID 1	NK1N	24 Apr 1998	3,091.11 SITm	30,911,102	SI 002110603 2	authorised investment fund
16	NIKA PID 2	NK2N	24 Apr 1998	1,255.59 SITm	12,555,868	SI 002110604 0	authorised investment fund
17	KD PID	KDPN	9 Feb 2001	9,591.36 SITm	95,913,558	SI 002111023 2	authorised investment fund
18	POMURSKA INV.DRUŽBA 1	PM1N	9 Nov 1998	3,592.39 SITm	35,923,940	SI 002110606 5	authorised investment fund
19	POOBLAŠČENA POMURSKA INV. DRUŽBA	PPIR	26 Oct 2001	2,296.74 SITm	22,967,400	SI 002111099 2	authorised investment fund
20	SETEV LJUBLJANA	ST1N	24 Sep 1999	4,346,919.000 SIT	43,469,190	SI 002110609 9	authorised investment fund
21	TRDNJAVA VELENJE	TR0N	14 June 1999	2,593.28 SITm	25,932,762	SI 002110612 3	authorised investment fund
22	TRDNJAVA I VELENJE	TR1N	5 July 1999	891.79 SITm	8,917,902	SI 002110613 1	authorised investment fund
23	TRIGLAV ŠTEBER II	TG2N	14 June 1999	19,541.26 SITm	195,412,551	SI 002110611 5	authorised investment fund
24	VIPA INVEST	VI0N	29 Jan 2002	10,426.81 SITm	104,268,115	SI 002111121 4	authorised investment fund
25	VIZIJA DPB NOVO MESTO	VZ0N	29 June 1998	4,407.46 SITm	44,074,632	SI 002110616 4	authorised investment fund
26	ZLATA MONETA I MARIBOR	ZM1N	31 Mar 1999	6,638.43 SITm	68,297,800	SI 002110617 2	authorised investment fund
27	ZLATA MONETA II MARIBOR	ZM2N	31 Mar 1999	8,233.38 SITm	82,333,757	SI 002110618 0	authorised investment fund
28	ZVON DVA MARIBOR	ZV2N	7 June 1999	14,122.47 SITm	141,224,712	SI 002110592 7	authorised investment fund
29	ZVON ENA MARIBOR	ZV1N	7 Dec 1998	13,461.31 SITm	137,974,360	SI 002110591 9	authorised investment fund

### PENSION COUPONS

	Issuer	Trading code	First trading day	Nominal value of issue traded	Number of shares traded	Isin code	Sector
1	PENSION COUPONS	PBON	1 Oct 1999	13,735.15 SITm	137,351,538	SI 002990032 9	creating supplementary pension means and invalid insurance