



MONTHLY STATISTICS
LJUBLJANA STOCK EXCHANGE

November 2004
Year X, No. 11/04

TURNOVER

Market	Turnover (in EURm)	Volume in pieces	Number of bargains
Official market	90.02	1,801,590	7,667
Shares	52.48	855,141	6,596
Bonds	37.54	946,449	1,071
Free market	48.23	15,336,560	31,812
Shares	17.93	2,744,882	21,190
Bonds	5.82	105,796	443
Closed-end funds	24.47	12,485,882	10,179
Short-term securities	0.00	0	0
Total	138.24	17,138,150	39,479

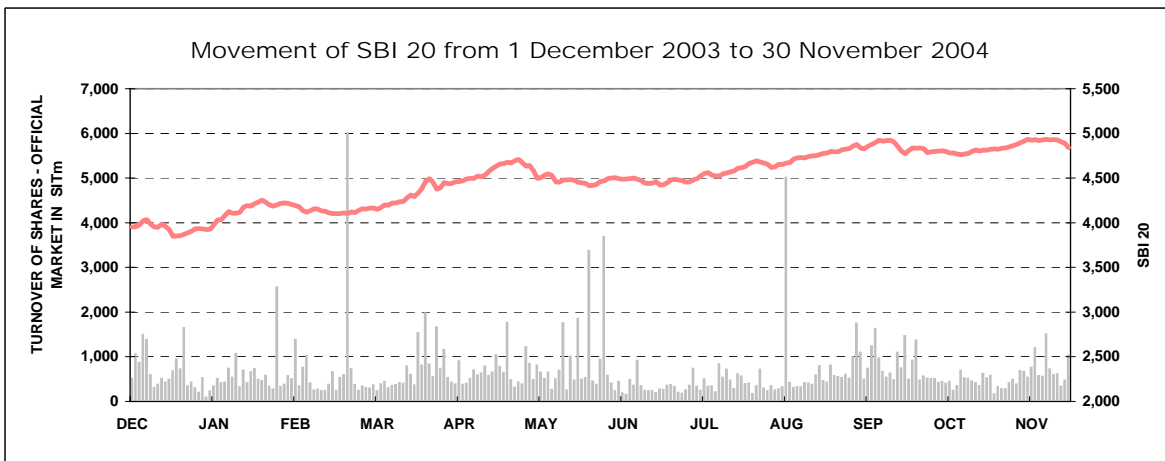
MARKET SIZE

Market	Market capitalisation (in EURm)	Number of securities	Number of issuers
Official market	8,705.80	105	41
Shares	5,089.51	29	29
Bonds	3,616.29	76	12
Free market	3,737.86	146	135
Shares	1,957.24	112	110
Bonds	782.65	23	14
Closed-end funds	997.97	11	11
Short term securities	0	10	1
Total	12,443.66	251	171

NOMINAL RETURN

STOCK EXCHANGE INDICES	Nominal return in November 2004	Nominal return in Year 2004
Slovene stock exchange index (SBI 20)	0.39%	23.14%
Nonweighted slovene stock exchange index (SBI 20NT)	0.40%	19.58%
Free market index (IPT)	0.56%	20.54%
Investment fund index (PIX)	4.12%	35.61%
Bond index (BIO)	0.66%	2.66%

INDUSTRIAL SECTOR INDICES	Nominal return in November 2004	Nominal return in Year 2004
Food and beverages	-1.09%	-0.01%
Chemicals	-0.84%	26.73%
Oil and gas	2.54%	5.52%
Transport	1.77%	36.97%
Trade	-1.31%	21.66%





ISSUER

Ljubljana Stock Exchange Inc.
Slovenska 56
1000 Ljubljana

INFORMATIONS

E-mail:	info@ljse.si
Phone:	386 1 47-10-211 386 1 47-10-205
Contact persons:	Nataša Žabkar, Simon Mastnak

STATISTICS ON WEB:

http://www.ljse.si/StrAng/Trading/Menu/tr_dpl.htm

Top Five Official Market
4.9.2004

Turnover In SIT	
LKPG	401.268.736
RS56	296.222.500
KRKG	193.149.695
PETG	80.107.211
GRVG	70.387.390

On-line Indices
Market is closed . 4.9.2004 09:21

Index	Value	ABS	%
SBI20	4.462,07	0,00	0,00 O
IPT	3.831,30	0,00	0,00 O
PIX	4.188,36	0,00	0,00 O

News

- April 8, 2004, Ljubljanska borza d.d.: MERCATOR, d.d., Ljubljana - temporary suspension of trading with MELR shares
- April 7, 2004, Ljubljanska borza d.d.: Salus, d.d., Ljubljana - ex dividend date

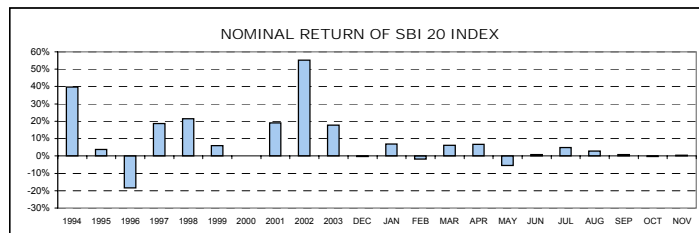
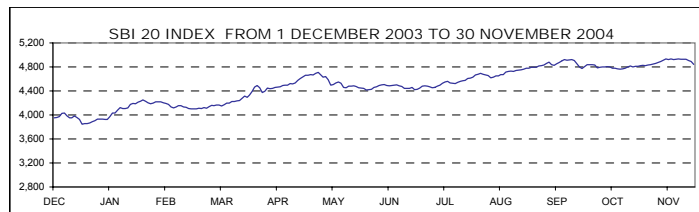
INDEX

	Page
A) STOCK EXCHANGE INDICES	1
A1) Values, yields and movements of Stock Exchange Indices	1
A2) Index compositions	4
B) NUMBER OF ISSUERS, TRADED SECURITIES AND MEMBERS	6
C) TURNOVER	7
C1) Monthly turnover by securities on official market	7
C2) Monthly turnover by securities on free market	9
C3) Most traded securities	14
C4) Turnover by LJSE members	15
C5) Turnover in Years 2004 and 2003	16
D) MARKET CAPITALISATION	19
D1) Market capitalisation of shares	20
D2) Market capitalisation of bonds	23
D3) Market capitalisation of investment funds	25
E) OTHER	26
E1) Indicators (shares on official market)	26
E2) Ownership and net inflow of foreign portfolio investments	27
E3) Record values	28
E4) New listed and delisted securities and changes	29
F) LIST OF SECURITIES	32
F1) Official market	32
F2) Free market	34

A) STOCK EXCHANGE INDICES

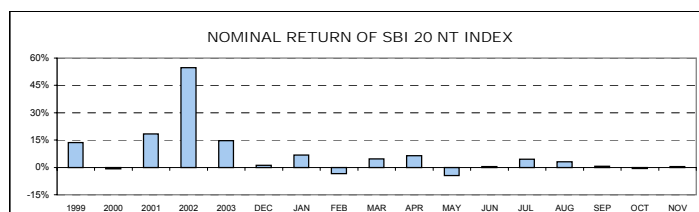
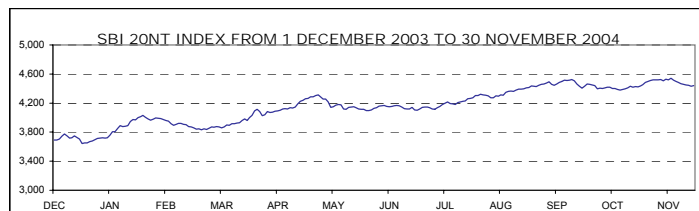
SBI 20 - SLOVENE STOCK EXCHANGE INDEX

Year	Max	Date	Min	Date	Close	Nominal return
1994	1,598.03	28 June 1994	1,131.23	21 Oct 1994	1,396.81	39.68%
1995	1,590.17	9 Nov 1995	1,016.99	13 July 1995	1,448.75	3.72%
1996	1,589.18	13 Mar 1996	891.93	10 Sept 1996	1,183.26	-18.33%
1997	1,655.36	10 Feb 1997	1,156.14	6 Jan 1997	1,404.70	18.71%
1998	2,026.47	10 Aug 1998	1,378.49	6 Jan 1998	1,705.77	21.43%
1999	1,981.87	19 Feb 1999	1,679.48	5 Jan 1999	1,806.26	5.89%
2000	1,903.66	24 Jan 2000	1,584.23	25 May 2000	1,807.94	0.09%
2001	2,159.35	19 Dec 2001	1,700.24	25 Apr 2001	2,151.59	19.01%
2002	3,547.64	8 Nov 2002	2,140.80	3 Jan 2002	3,340.20	55.24%
2003	4,034.53	5 Dec 2003	3,067.67	3 Jul 2003	3,931.64	17.71%
Year 2004	Max	Date	Min	Date	Close	Nominal return
January	4,252.35	26 Jan 2004	3,922.74	5 Jan 2004	4,199.21	6.81%
February	4,219.86	3 Feb 2004	4,101.86	23 Feb 2004	4,120.71	-1.87%
March	4,491.93	29 Mar 2004	4,113.27	1 Mar 2004	4,375.67	6.19%
April	4,674.59	29 Apr 2004	4,394.72	1 Apr 2004	4,667.63	6.67%
May	4,709.16	4 May 2004	4,415.02	31 May 2004	4,415.02	-5.41%
June	4,505.88	9 Jun 2004	4,419.21	1 Jun 2004	4,446.86	0.72%
July	4,666.73	30 Jul 2004	4,455.64	7 Jul 2004	4,666.73	4.94%
August	4,796.55	31 Aug 2004	4,619.45	9 Aug 2004	4,796.55	2.78%
September	4,924.00	17 Sep 2004	4,772.03	28 Sep 2004	4,838.82	0.88%
October	4,836.61	4 Oct 2004	4,762.90	19 Oct 2004	4,822.53	-0.34%
November	4,935.29	15 Nov 2004	4,823.89	3 Nov 2004	4,841.30	0.39%



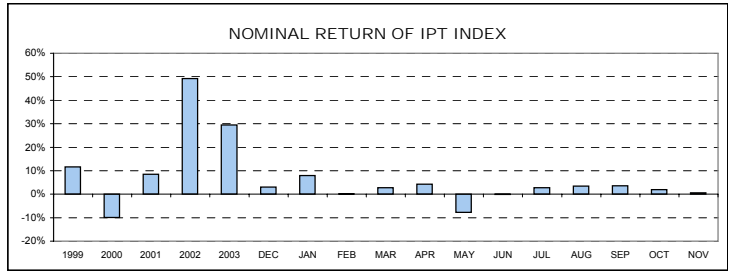
SBI 20NT - NON-WEIGHTED SLOVENE STOCK EXCHANGE

Year	Max	Date	Min	Date	Close	Nominal return
1998	1,706.07	10 Aug 1998	1,437.30	30 June 1998	1,568.87	n.a.
1999	1,871.02	8 Sept 1999	1,548.95	5 Jan 1999	1,782.03	13.59%
2000	1,841.63	25 Jan 2000	1,585.48	25 May 2000	1,769.15	-0.72%
2001	2,096.75	27 Dec 2001	1,661.96	9 May 2001	2,092.66	18.29%
2002	3,350.05	28 Nov 2002	2,082.58	3 Jan 2002	3,238.51	54.76%
2003	3,773.87	5 Dec 2003	2,932.15	3 Jul 2003	3,715.54	14.73%
Year 2004	Max	Date	Min	Date	Close	Nominal return
January	4,029.29	26 Jan 2004	3,719.53	5 Jan 2004	3,979.12	7.09%
February	3,993.82	2 Feb 2004	3,831.43	26 Feb 2004	3,845.87	-3.35%
March	4,113.14	29 Mar 2004	3,838.09	1 Mar 2004	4,027.78	4.73%
April	4,286.14	30 Apr 2004	4,040.04	1 Apr 2004	4,286.14	6.41%
May	4,310.59	4 May 2004	4,096.84	31 May 2004	4,096.84	-4.42%
June	4,168.74	16 Jun 2004	4,097.06	1 Jun 2004	4,119.00	0.54%
July	4,305.71	30 Jul 2004	4,115.50	8 Jul 2004	4,305.71	4.53%
August	4,435.19	31 Aug 2004	4,271.90	9 Aug 2004	4,435.19	3.01%
September	4,523.59	22 Sep 2004	4,404.67	28 Sep 2004	4,461.63	0.60%
October	4,458.20	4 Oct 2004	4,380.53	19 Oct 2004	4,435.45	-0.59%
November	4,543.43	15 Nov 2004	4,431.99	3 Nov 2004	4,453.11	0.40%



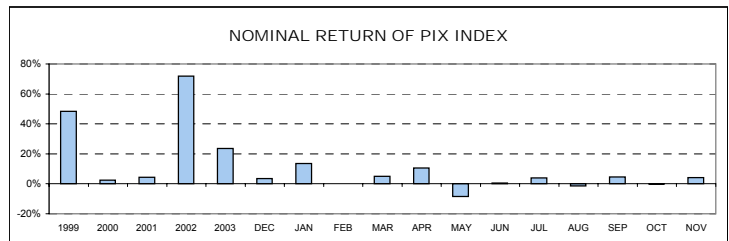
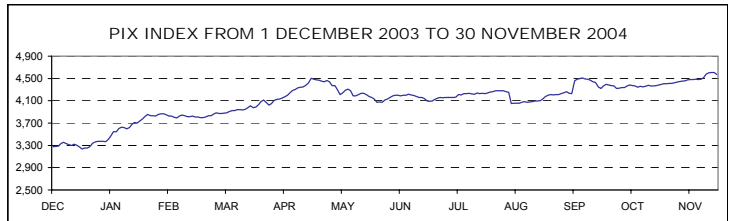
IPT - FREE MARKET INDEX

Year	Max	Date	Min	Date	Close	Nominal return
1998	1,795.31	11 Aug 1998	1,318.83	1 July 1998	1,618.99	n.a.
1999	1,806.98	30 Dec 1999	1,504.61	3 Aug 1999	1,806.98	11.61%
2000	1,772.76	24 Jan 2000	1,469.64	26 Oct 2000	1,627.44	-9.94%
2001	1,769.69	14 Dec 2001	1,415.06	23 May 2001	1,765.60	8.49%
2002	2,699.16	4 Dec 2002	1,753.43	8 Jan 2002	2,635.36	49.26%
2003	3,412.17	30 Dec 2003	2,528.38	11 Jun 2003	3,412.17	29.48%
Year 2004	Max	Date	Min	Date	Close	Nominal return
January	3,718.56	26 Jan 2004	3,359.89	5 Jan 2004	3,681.59	7.90%
February	3,702.05	16 Feb 2004	3,627.63	10 Feb 2004	3,687.11	0.15%
March	3,819.28	30 Mar 2004	3,698.85	1 Mar 2004	3,788.47	2.75%
April	3,996.99	23 Apr 2004	3,804.77	1 Apr 2004	3,951.89	4.31%
May	3,956.79	3 May 2004	3,648.55	31 May 2004	3,648.55	-7.68%
June	3,710.91	17 Jun 2004	3,606.72	3 Jun 2004	3,645.20	-0.09%
July	3,745.77	30 Jul 2004	3,673.44	2 Jul 2004	3,745.77	2.76%
August	3,875.53	31 Aug 2004	3,643.53	11 Aug 2004	3,875.53	3.46%
September	4,057.72	17 Sep 2004	3,876.96	1 Sep 2004	4,012.58	3.54%
October	4,089.89	29 Oct 2004	3,966.85	12 Oct 2004	4,089.89	1.93%
November	4,193.25	15 Nov 2004	4,073.38	4 Nov 2004	4,112.96	0.56%



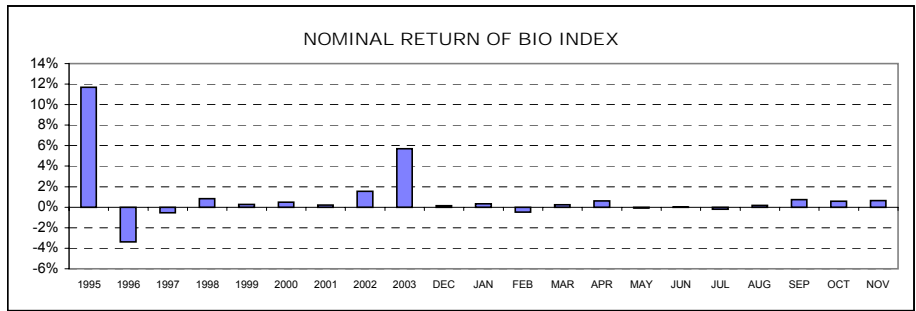
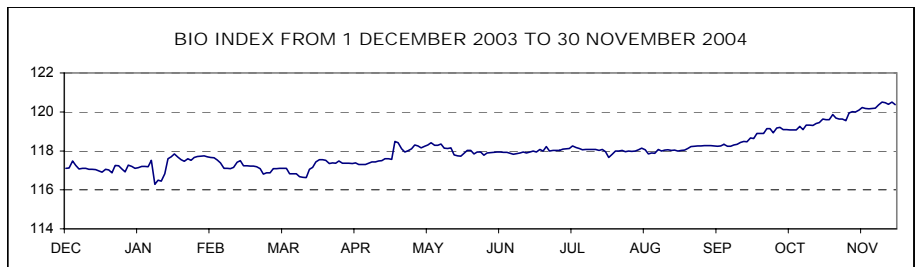
PIX - INVESTMENT FUNDS INDEX

Year	Max	Date	Min	Date	Close	Nominal return
1999	1,633.77	8 Sep 1999	965.15	5 Jan 1999	1,483.50	48.35%
2000	1,572.13	17 Jan 2000	1,097.07	25 May 2000	1,520.79	2.51%
2001	1,588.02	28 Dec 2001	1,328.44	23 May 2001	1,588.02	4.42%
2002	3,013.05	27 Nov 2002	1,551.00	3 Jan 2002	2,729.73	71.90%
2003	3,374.22	29 Dec 2003	2,558.26	12 Mar 2003	3,372.03	23.53%
Year 2004	Max	Date	Min	Date	Close	Nominal return
January	3,853.13	27 Jan 2004	3,367.18	5 Jan 2004	3,827.16	13.50%
February	3,868.49	4 Feb 2004	3,791.00	11 Feb 2004	3,830.54	0.09%
March	4,114.02	29 Mar 2004	3,832.50	1 Mar 2004	4,024.09	5.05%
April	4,503.12	23 Apr 2004	4,052.60	1 Apr 2004	4,451.21	10.61%
May	4,462.70	4 May 2004	4,075.44	31 May 2004	4,075.44	-8.44%
June	4,215.93	16 Jun 2004	4,073.98	2 Jun 2004	4,098.42	0.56%
July	4,259.71	30 Jul 2004	4,122.57	1 Jul 2004	4,259.71	3.94%
August	4,279.80	6 Aug 2004	4,050.89	11 Aug 2004	4,201.29	-1.37%
September	4,507.44	17 Sep 2004	4,205.00	2 Sep 2004	4,394.61	4.60%
October	4,392.01	29 Oct 2004	4,322.05	6 Oct 2004	4,392.01	-0.06%
November	4,606.40	26 Nov 2004	4,403.40	2 Nov 2004	4,572.83	4.12%



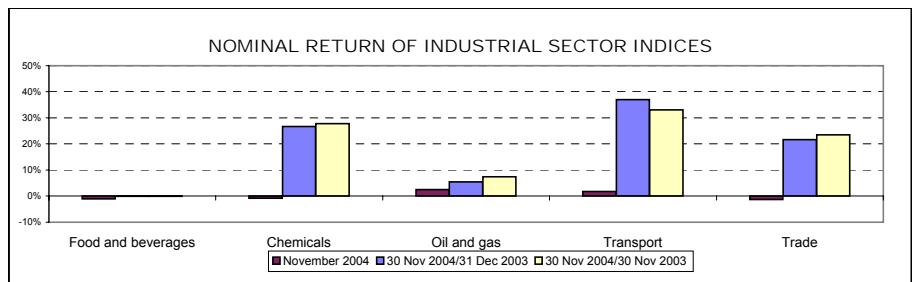
BIO - STOCK EXCHANGE BOND INDEX

Year	Max	Date	Min	Date	Close	Nominal return
1995	113.52	14 Dec 1995	100.46	5 July 1995	111.68	11.68%
1996	111.96	8 Jan 1996	106.61	28 June 1996	107.89	-3.39%
1997	110.97	8 Apr 1997	104.90	29 Jan 1997	107.31	-0.54%
1998	108.22	30 Dec 1998	101.68	25 May 1998	108.22	0.85%
1999	110.52	4 Feb 1999	104.53	16 Aug 1999	108.50	0.26%
2000	109.63	15 Dec 2000	103.96	9 June 2000	109.03	0.49%
2001	110.08	17 Sept 2001	107.81	21 Mar 2001	109.25	0.20%
2002	111.06	27 Dec 2002	107.17	12 Mar 2002	110.96	1.57%
2003	118.14	21 Nov 2003	110.20	24 Jan 2003	117.27	5.69%
Year 2004	Max	Date	Min	Date	Close	Nominal return
January	117.85	22 Jan 2004	116.28	14 Jan 2004	117.67	0.34%
February	117.74	4 Feb 2004	117.09	16 Feb 2004	117.09	-0.49%
March	117.55	24 Mar 2004	116.63	18 Mar 2004	117.37	0.24%
April	118.48	28 Apr 2004	117.30	9 Apr 2004	118.10	0.62%
May	118.42	13 May 2004	117.73	26 May 2004	118.03	-0.06%
June	118.07	30 Jun 2004	117.78	4 Jun 2004	118.07	0.03%
July	118.25	14 Jul 2004	117.66	29 Jul 2004	117.83	-0.20%
August	118.14	12 Aug 2004	117.84	16 Aug 2004	118.04	0.18%
September	118.90	30 Sep 2004	118.12	1 Sep 2004	118.90	0.73%
October	119.64	28 Oct 2004	118.90	1 Oct 2004	119.60	0.58%
November	120.50	24 Nov 2004	119.55	9 Nov 2004	120.38	0.66%



INDUSTRIAL SECTOR INDICES

SECTOR	Value as of 30 Nov 2004	Nominal return		
		November 2004	30 Nov 2004/31 Dec 2003	30 Nov 2004/30 Nov 2003
Food and beverages	3,340.65	-1.09%	-0.01%	-0.10%
Chemicals	4,652.47	-0.84%	26.73%	27.74%
Oil and gas	6,210.60	2.54%	5.52%	7.39%
Transport	4,933.87	1.77%	36.97%	33.13%
Trade	3,528.33	-1.31%	21.66%	23.45%



A2) INDEX COMPOSITIONS

COMPOSITION OF SLOVENE STOCK EXCHANGE INDEX - SBI 20 ON 30 NOVEMBER 2004 *

Issuer	Trading code	Adjusted number of shares	Base value in SIT	Adjusted share	Sector	Market capitalisation (free float) of index on 30 Nov 2004	Sector share
KRKA	KRKG	702,948	30,026.12	10.00	pharmaceuticals	59,621,075,890 SIT	10.62%
PETROL	PETG	844,581	22,251.50	10.00	oil and gas	55,737,979,516 SIT	14.85%
MERCATOR	MELR	1,351,786	4,520.37	10.00	trade	57,122,339,895 SIT	16.68%
PIVOVARNA LAŠKO	PILR	7,421,812	6,199.69	10.00	food and beverages	53,373,367,253 SIT	18.73%
GORENJE	GRVG	8,191,517	2,157.29	9.90	household appliances	52,094,361,937 SIT	9.28%
SAVA	SAVA	1,326,120	16,791.89	8.88	chemicals	50,853,691,708 SIT	9.06%
INTEREUROPA	IEKG	6,074,096	4,919.17	7.92	transport	46,183,477,822 SIT	15.53%
LUKA KOPER	LKPG	5,115,201	2,310.79	7.66	transport	40,970,969,690 SIT	
MERKUR	MER	995,644	18,003.70	6.11	trade	36,489,167,784 SIT	
ISTRABENZ	ITBG	3,034,907	2,700.00	5.13	oil and gas	27,615,438,218 SIT	
KOLINSKA	KOLR	3,166,992	2,260.16	3.55	food and beverages	20,268,748,800 SIT	
DROGA	DRPG	226,148	35,873.12	3.46	food and beverages	19,911,603,203 SIT	
DELO	DELR	500,674	29,663.00	2.66	publishing	14,819,875,299 SIT	2.64%
TERME ČATEŽ	TCRG	379,980	28,365.52	2.59	health resort	14,553,234,000 SIT	2.59%
ŽITO	ZTOG	300,312	18,007.22	2.14	food and beverages	11,562,012,000 SIT	
Market capitalisation of index						561,177,343,014.14	
Share of market capitalisation (shares official market) in index						45.99%	

* the same composition have also non-weighted Slovene Stock Exchange Index - SBI 20NT

COMPOSITION OF FREE MARKET INDEX - IPT ON 30 NOVEMBER 2004

Issuer	Trading code	Number of shares	Base value in SIT	Share	Market capitalisation of index on 30 Nov 2004
HELIOS, DOMŽALE	HDOG	166,914	34,880.00	15.00	39,219,405,354 SIT
NFD HOLDING	NF2R	30,184,540	735.64	11.08	26,995,543,349 SIT
ZVON ENA HOLDING	ZVHR	11,520,720	1,977.88	10.13	26,589,130,517 SIT
JUTEKS	JTKG	641,432	12,701.10	8.70	20,884,660,304 SIT
CINKARNA CELJE	CICG	812,477	5,000.00	8.28	20,719,788,454 SIT
AKTIVA INVEST	AKIR	815,773	19,781.29	7.64	20,394,325,000 SIT
LESNINA	MILG	76,495	228,846.67	7.13	19,123,750,000 SIT
INFOND HOLDING	IFFR	16,833,414	685.23	6.94	16,883,745,908 SIT
KD HOLDING	KDHR	1,373,534	6,870.52	6.30	15,113,695,104 SIT
AKTIVA NALOŽBE	ATPG	13,591,508	955.02	5.04	13,455,592,920 SIT
TRIGLAV, FINANČNA DRUŽBA	TFDR	6,356,989	856.91	3.37	7,310,537,350 SIT
MAKSIMA HOLDING	MAHR	6,399,850	710.06	2.82	6,827,743,971 SIT
ZVON DVA HOLDING	ZV2R	14,120,934	484.45	2.81	7,265,926,590 SIT
ARKADA HOLDING	AR1R	6,640,325	940.00	2.54	6,537,665,576 SIT
TRIGLAV NALOŽBE	TRSG	13,182,366	410.75	2.21	5,009,826,375 SIT
Market capitalisation of index					252,331,336,771 SIT
Share of market capitalisation (shares free market) in index					53.77%

COMPOSITION OF INVESTMENT FUNDS INDEX - PIX ON 30 NOVEMBER 2004

Issuer	Trading code	Adjusted number of shares	Base value in SIT	Adjusted share	Market capitalisation of index on 30 Nov 2004
TRIGLAV STEBER I, delniška ID	TG1R	6,941,988	701.10	15.00	27,259,590,219 SIT
NFD 1 DELNIŠKI INVESTICIJSKI SKLAD	NF1N	76,719,169	65.42	15.00	26,795,704,157 SIT
INFOND ID	IFIR	8,132,314	1,691.31	12.72	21,626,750,559 SIT
ID MAKSIMA	MAIR	7,811,823	1,707.96	11.66	20,527,439,770 SIT
KD ID	KDIN	92,046,145	57.74	11.51	21,023,339,518 SIT
ZLATA MONETA I, ID	ZM1N	136,595,600	23.56	11.11	20,770,726,936 SIT
KRONA SENIOR	SN0N	73,170,428	26.93	6.86	12,073,120,620 SIT
MODRA LINIJA	ML0G	34,156,833	170.00	5.13	9,029,017,235 SIT
ZVON ENA ID	ZVIR	2,277,577	2,500.14	3.81	7,275,901,933 SIT
VIPA INVEST	VIIN	3,079,247	1,674.92	3.76	6,828,014,675 SIT
INFOND ID 1	IFDR	4,956,471	1,232.99	3.44	6,124,612,085 SIT
Market capitalisation of index					179,334,217,707 SIT
Share of market capitalisation (inv.funds) in index					74.95%

COMPOSITION OF STOCK EXCHANGE BOND INDEX - BIO
ON 30 NOVEMBER 2004

Bonds	Trading code	Base value	Share
SLOVENSKA ODŠKODNINSKA DRUŽBA 2 nd issue	SOS2E	104.03	50.00
REPUBLIKA SLOVENIJA 53 rd issue	RS53	103.50	40.75
REPUBLIKA SLOVENIJA 38 th issue	RS38	111.58	9.25

COMPOSITIONS OF INDUSTRIAL SECTOR INDICES
ON 30 NOVEMBER 2004

Food and beverages

Issuer	Trading code	Base value in SIT	Adjusted number of shares	Adjusted share
PIVOVARNA LAŠKO	PILR	4,023,806	6,199.69	39.06
DROGA	DRPG	201,772	35,873.12	22.26
KOLINSKA	KOLR	2,539,536	2,260.16	20.49
ŽITO	ZTOG	353,715	18,007.22	18.19

Chemicals

Issuer	Trading code	Base value in SIT	Adjusted number of shares	Adjusted share
HELIOS, DOMŽALE	HDOG	137,333	34,880.00	44.39
CINKARNA CELJE	CICG	771,873	5,000.00	28.28
BELINKA	BELG	2,702,532	6,900.00	27.33

Oil and gas

Issuer	Trading code	Base value in SIT	Adjusted number of shares	Adjusted share
PETROL	PETG	1,202,344	22,251.50	61.91
ISTRABENZ	ITBG	5,180,000	2,700.00	38.09

Transport

Issuer	Trading code	Base value in SIT	Adjusted number of shares	Adjusted share
INTEREUROPA	IEKG	4,276,961	4,919.17	39.26
LUKA KOPER	LKPG	3,801,710	2,310.79	37.51
AERODROM LJUBLJANA	AELG	1,936,229	2,108.12	23.23

Trade

Issuer	Trading code	Base value in SIT	Adjusted number of shares	Adjusted share
MERCATOR	MELR	268,062	4,520.37	39.05
MERKUR	MER	148,797	18,003.70	17.98
SALUS, LJUBLJANA	SALR	26,587	54,666.67	12.51
LESNINA	MILG	15,478	145,000.00	12.34
KOMPAS MTS	MTSG	2,071,230	1,705.14	9.20
EMONA OBALA	EOKG	1,741,456	1,470.00	8.92

B) NUMBER OF ISSUERS, TRADED
SECURITIES AND MEMBERS

	31 Dec 2002	31 Dec 2003	31 Oct 2004	30 Nov 2004
NUMBER OF ISSUERS	191	181	173	171
Official market	48	45	42	41
Shares	35	32	30	29
Bonds	15	13	12	12
Free market	148	140	136	135
Shares	101	102	111	110
Bonds	14	12	14	14
Authorised closed-end funds	29	18		
Closed-end funds	4	8	11	11
Pension coupons	1	-	-	-
	31 Dec 2002	31 Dec 2003	31 Oct 2004	30 Nov 2004
NUMBER OF SECURITIES	265	254	253	251
Official market	109	106	106	105
Shares	36	32	30	29
Bonds	73	74	76	76
Free market	157	148	147	146
Shares	104	104	113	112
Bonds	19	18	23	23
Authorised closed-end funds	29	18	-	
Closed-end funds	4	8	11	11
Pension coupons	1	-		
Short term securities	10	10	10	10
	31 Dec 2002	31 Dec 2003	31 Oct 2004	30 Nov 2004
NUMBER OF MEMBERS	28	27	28	28

C) TURNOVER

C1) TURNOVER BY SECURITIES ON OFFICIAL MARKET IN NOVEMBER 2004

1. Shares

Issue	Total (in SIT)	Total (in EUR)	Block trades (in SIT)	Cross trades (in SIT)	Share in total turnover on official market	Share in turnover of shares	Volume in pieces	Number of bargains
Total shares	12,583,163,104	52,480,006	4,265,134,064	1,165,808,326	58.30%	100.00%	855,141	6,596
Common shares	12,533,160,004	52,271,470	4,265,134,064	1,116,120,226	58.07%	99.60%	847,204	6,591
1 KRKA	3,005,635,284	12,535,344	679,771,060	270,095,152	13.93%	23.89%	35,293	1,608
2 MERCATOR	1,925,088,558	8,028,801	280,202,004	213,371,994	8.92%	15.30%	45,611	931
3 GORENJE	1,652,545,983	6,892,300	967,000,000	31,154,089	7.66%	13.13%	251,978	617
4 PETROL	1,163,633,063	4,853,123	33,275,000	186,143,624	5.39%	9.25%	17,724	756
5 LUKA KOPER	1,106,993,464	4,616,910	620,302,700	101,704,541	5.13%	8.80%	135,353	433
6 INTEREUROPA	1,090,748,931	4,549,194	860,689,000	78,955,817	5.05%	8.67%	144,038	216
7 SAVA	636,770,325	2,655,800	505,560,000	16,283,831	2.95%	5.06%	16,634	232
8 KOLINSKA	439,354,920	1,832,432	265,921,500	13,801,198	2.04%	3.49%	67,898	125
9 SALUS, LJUBLJANA	262,612,684	1,095,239	0	37,116,558	1.22%	2.09%	2,090	109
10 MERKUR	253,443,333	1,057,004	0	6,800,575	1.17%	2.01%	6,834	193
11 PIVOVARNA LAŠKO	210,231,889	876,800	0	44,810,231	0.97%	1.67%	28,248	274
12 ISTRABENZ	141,396,732	589,712	0	6,246,545	0.66%	1.12%	15,336	279
13 DELO	137,300,150	572,624	0	13,629,963	0.64%	1.09%	4,707	58
14 AERODROM LJUBLJANA	130,320,813	543,527	0	40,363,805	0.60%	1.04%	12,202	217
15 ŽITO	98,875,394	412,356	52,412,800	6,719,485	0.46%	0.79%	2,677	138
16 TERME ČATEŽ	80,387,307	335,263	0	30,726,083	0.37%	0.64%	2,083	70
17 DROGA	74,764,656	311,813	0	9,403,650	0.35%	0.59%	833	76
18 KOMPAS MTS	52,435,756	218,688	0	0	0.24%	0.42%	39,293	49
19 ETOL	22,502,285	93,849	0	1,267,200	0.10%	0.18%	372	37
20 DELO PRODAJA	18,791,175	78,376	0	4,241,705	0.09%	0.15%	2,947	26
21 MLINOTEST	10,869,716	45,335	0	2,995,996	0.05%	0.09%	5,574	24
22 RADENSKA	7,916,218	33,016	0	85,848	0.04%	0.06%	3,973	52
23 EMONA OBALA	4,670,496	19,479	0	125,948	0.02%	0.04%	4,050	44
24 GEODETSKI ZAVOD SLOVENIJE	2,313,250	9,648	0	0	0.01%	0.02%	1,083	10
25 PIVOVARNA UNION	2,203,132	9,188	0	71,110	0.01%	0.02%	31	9
26 COMET	730,812	3,048	0	0	0.00%	0.01%	280	4
27 TEHNOUNION	520,000	2,169	0	0	0.00%	0.00%	40	1
28 GPG	79,200	330	0	0	0.00%	0.00%	12	1
29 NIKA	24,478	102	0	5,278	0.00%	0.00%	10	2
Preferred shares	50,003,100	208,536	0	49,688,100	0.23%	0.40%	7,937	5
1 PROBANKA	50,003,100	208,536	0	49,688,100	0.23%	0.40%	7,937	5

2. Bonds

Issue	Total (in SIT)	Total EUR	(in Block trades (in SIT)	Cross trades (in SIT)	Share in total turnover on official market	Share in turnover of bonds	Volume in pieces	Number of bargains
Total bonds	9,000,402,556	37,537,636	7,924,260,096	436,453,076	41.70%	100.00%	946,449	1,071
1 REPUBLIKA SLOVENIJA 55 th issue	2,744,562,653	11,446,589	2,528,399,745	41,030,511	12.72%	30.49%	265,724	109
2 REPUBLIKA SLOVENIJA 57 th issue	2,195,573,977	9,157,292	2,085,281,175	37,609,432	10.17%	24.39%	209,877	42
3 REPUBLIKA SLOVENIJA 56 th issue	2,064,780,090	8,611,398	2,054,582,950	5,425,760	9.57%	22.94%	198,066	29
4 REPUBLIKA SLOVENIJA 53 rd issue	568,616,858	2,371,357	512,662,636	18,077,894	2.63%	6.32%	22,159	59
5 NOVA KBM 6 th issue	470,047,300	1,960,391	470,047,300	0	2.18%	5.22%	4,623	8
6 REPUBLIKA SLOVENIJA 21 st issue	247,444,299	1,032,033	0	215,262,126	1.15%	2.75%	27,894	42
7 REPUBLIKA SLOVENIJA 51 st issue	167,143,524	697,069	0	1,329,174	0.77%	1.86%	15,843	39
8 REPUBLIKA SLOVENIJA 39 th issue	139,138,050	580,294	0	31,386,499	0.64%	1.55%	173,488	608
9 REPUBLIKA SLOVENIJA 36 th issue	108,626,400	453,077	108,626,400	0	0.50%	1.21%	10,700	1
10 REPUBLIKA SLOVENIJA 54 th issue	93,011,893	387,938	89,298,825	1,769,408	0.43%	1.03%	8,423	8
11 BANKA CELJE 8 th issue	42,558,518	177,500	42,558,518	0	0.20%	0.47%	1,775	1
12 REPUBLIKA SLOVENIJA 38 th issue	39,767,497	165,848	32,802,547	716,869	0.18%	0.44%	1,455	9
13 REPUBLIKA SLOVENIJA 26 th issue	28,316,940	118,096	0	27,774,727	0.13%	0.31%	1,103	14
14 REPUBLIKA SLOVENIJA 43 rd issue	23,193,882	96,735	0	1,126,600	0.11%	0.26%	2,263	11
15 NLB 10 th issue	11,130,600	46,425	0	11,130,600	0.05%	0.12%	106	2
16 REPUBLIKA SLOVENIJA 49 th issue	9,994,593	41,682	0	9,994,593	0.05%	0.11%	104	5
17 ABANKA 4 th issue	7,404,153	30,880	0	7,404,153	0.03%	0.08%	299	3
18 REPUBLIKA SLOVENIJA 33 rd issue	5,404,250	22,538	0	4,874,605	0.03%	0.06%	31	6
19 ABANKA 3 rd issue	5,347,379	22,300	0	5,347,379	0.02%	0.06%	223	2
20 REPUBLIKA SLOVENIJA 40 th issue	4,469,039	18,639	0	0	0.02%	0.05%	431	4
21 REPUBLIKA SLOVENIJA 27 th issue	3,140,924	13,100	0	752,600	0.01%	0.03%	296	7
22 REPUBLIKA SLOVENIJA 29 th issue	2,305,273	9,614	0	1,505,575	0.01%	0.03%	90	12
23 REPUBLIKA SLOVENIJA 48 th issue	2,265,976	9,450	0	1,636,516	0.01%	0.03%	90	4
24 NLB 2 nd issue, A series	2,089,493	8,714	0	2,089,493	0.01%	0.02%	15	1
25 REPUBLIKA SLOVENIJA 25 th issue	2,025,080	8,446	0	1,223,800	0.01%	0.02%	192	4
26 REPUBLIKA SLOVENIJA 35 th issue	1,956,690	8,161	0	1,639,900	0.01%	0.02%	185	7
27 BTC 2 nd issue	1,862,677	7,768	0	1,796,152	0.01%	0.02%	280	2
28 REPUBLIKA SLOVENIJA 10 th issue	1,852,613	7,727	0	560,003	0.01%	0.02%	359	11
29 HOTELI BERNARDIN	1,058,958	4,417	0	1,058,958	0.00%	0.01%	12	3
30 NLB 3 rd issue	987,827	4,120	0	987,827	0.00%	0.01%	4	1
31 REPUBLIKA SLOVENIJA 41 st issue	843,210	3,517	0	843,210	0.00%	0.01%	81	3
32 REPUBLIKA SLOVENIJA 23 rd issue	714,675	2,981	0	714,675	0.00%	0.01%	27	1
33 STANOVANJSKI SKLAD RS 1 st issue	594,952	2,481	0	433,287	0.00%	0.01%	92	2
34 REPUBLIKA SLOVENIJA 31 st issue	535,000	2,231	0	535,000	0.00%	0.01%	50	1
35 REPUBLIKA SLOVENIJA 22 nd issue	417,000	1,739	0	0	0.00%	0.00%	40	2
36 ABANKA VIPA 7 th issue	415,750	1,734	0	415,750	0.00%	0.00%	17	1
37 REPUBLIKA SLOVENIJA 32 nd issue	337,864	1,409	0	0	0.00%	0.00%	13	2
38 ABANKA 6 th issue	244,583	1,020	0	0	0.00%	0.00%	10	3
39 REPUBLIKA SLOVENIJA 50 th issue	222,116	926	0	0	0.00%	0.00%	9	2
40 STANOVANJSKI SKLAD RS 2 nd issue	0	0	0	0	0.00%	0.00%	0	0
41 SKB OBVEZNICE 4 th issue, B series	0	0	0	0	0.00%	0.00%	0	0
42 SKB OBVEZNICE 4 th issue, A series	0	0	0	0	0.00%	0.00%	0	0
43 REPUBLIKA SLOVENIJA 52 nd issue	0	0	0	0	0.00%	0.00%	0	0
44 REPUBLIKA SLOVENIJA 45 th issue	0	0	0	0	0.00%	0.00%	0	0
45 REPUBLIKA SLOVENIJA 44 th issue	0	0	0	0	0.00%	0.00%	0	0
46 REPUBLIKA SLOVENIJA 42 nd issue	0	0	0	0	0.00%	0.00%	0	0
47 REPUBLIKA SLOVENIJA 37 th issue	0	0	0	0	0.00%	0.00%	0	0
48 REPUBLIKA SLOVENIJA 34 th issue	0	0	0	0	0.00%	0.00%	0	0
49 REPUBLIKA SLOVENIJA 28 th issue	0	0	0	0	0.00%	0.00%	0	0
50 REPUBLIKA SLOVENIJA 18 th issue	0	0	0	0	0.00%	0.00%	0	0
51 REPUBLIKA SLOVENIJA 17 th issue	0	0	0	0	0.00%	0.00%	0	0
52 NOVA KBM 5 th issue	0	0	0	0	0.00%	0.00%	0	0
53 NOVA KBM 3 rd issue, B series	0	0	0	0	0.00%	0.00%	0	0
54 NOVA KBM 3 rd issue, A series	0	0	0	0	0.00%	0.00%	0	0
55 NOVA KBM 2 nd issue	0	0	0	0	0.00%	0.00%	0	0
56 NLB 9 th issue	0	0	0	0	0.00%	0.00%	0	0
57 NLB 2 nd issue, B series	0	0	0	0	0.00%	0.00%	0	0
58 NLB 13 th issue	0	0	0	0	0.00%	0.00%	0	0
59 NLB 12 th issue	0	0	0	0	0.00%	0.00%	0	0
60 NLB 11 th issue	0	0	0	0	0.00%	0.00%	0	0
61 NFD INVESTICIJSKO SVETOVANJE	0	0	0	0	0.00%	0.00%	0	0
62 DEŽELNA BANKA SLOVENIJE 3 rd issue	0	0	0	0	0.00%	0.00%	0	0
63 BTC HIPOTEKARNE	0	0	0	0	0.00%	0.00%	0	0
64 BANKA VIPA 7 th issue	0	0	0	0	0.00%	0.00%	0	0
65 BANKA VIPA 6 th issue	0	0	0	0	0.00%	0.00%	0	0
66 BANKA VIPA 5 th issue	0	0	0	0	0.00%	0.00%	0	0
67 BANKA VIPA 4 th issue	0	0	0	0	0.00%	0.00%	0	0
68 BANKA VIPA 3 rd issue	0	0	0	0	0.00%	0.00%	0	0
69 BANKA VIPA 2 nd issue	0	0	0	0	0.00%	0.00%	0	0
70 BANKA CELJE 7 th issue	0	0	0	0	0.00%	0.00%	0	0
71 BANKA CELJE 6 th issue, B series	0	0	0	0	0.00%	0.00%	0	0
72 BANKA CELJE 6 th issue, A series	0	0	0	0	0.00%	0.00%	0	0
73 BANKA CELJE 5 th issue	0	0	0	0	0.00%	0.00%	0	0
74 BANKA CELJE 4 th issue	0	0	0	0	0.00%	0.00%	0	0
75 BANKA CELJE 3 rd issue	0	0	0	0	0.00%	0.00%	0	0
76 ABANKA 5 th issue	0	0	0	0	0.00%	0.00%	0	0
Total official market	21,583,565,660	90,017,642	12,189,394,160	1,602,261,402	100.00%	-	1,801,590	7,667

C2) TURNOVER BY SECURITIES ON FREE MARKET IN NOVEMBER 2004

1. Shares (1)

Issue	Total (in SIT)	Total (in EUR)	Block trades (in SIT)	Cross trades (in SIT)	Share in total turnover on free market	Share in turnover of shares	Volume in pieces	Number of bargains
Total shares	4,299,247,683	17,930,594	1,035,445,180	485,599,107	37.18%	100.00%	2,744,882	21,190
Total common shares	4,290,676,065	17,894,844	1,035,445,180	485,499,793	37.11%	99.80%	2,743,542	21,075
1 KD GROUP	597,914,008	2,493,879	0	1,176,008	5.17%	13.91%	5,348	8
2 ZVON ENA HOLDING	539,854,503	2,251,460	368,823,250	32,836,859	4.67%	12.56%	256,998	469
3 CETIS	400,597,000	1,670,830	400,000,000	227,000	3.46%	9.32%	8,013	8
4 TRIGLAV, FINANČNA DRUŽBA	355,168,793	1,481,243	0	70,469,633	3.07%	8.26%	289,812	5,302
5 TRIGLAV NALOŽBE	269,022,753	1,121,966	0	41,843,468	2.33%	6.26%	656,273	5,420
6 NFD HOLDING	194,007,970	809,141	0	43,048,711	1.68%	4.51%	216,377	1,246
7 MIP	173,683,508	724,345	0	3,291,810	1.50%	4.04%	85,677	109
8 INFOND HOLDING	154,101,602	642,701	0	19,101,985	1.33%	3.58%	149,669	613
9 JUTEKS	126,426,366	527,257	48,652,500	7,654,657	1.09%	2.94%	3,875	120
10 GOZDNO GOSPODARSTVO BLEJ	113,657,545	474,008	35,068,830	31,151,450	0.98%	2.64%	56,563	45
11 HELIOS, DOMŽALE	99,371,023	414,441	0	9,999,998	0.86%	2.31%	417	65
12 JADRAN	96,140,900	400,979	75,099,600	0	0.83%	2.24%	20,892	13
13 LESNINA	84,083,358	350,668	0	21,089,033	0.73%	1.96%	336	61
14 LIP BLEJ	79,666,023	332,253	69,400,000	2,454,848	0.69%	1.85%	79,590	27
15 ISKRA AVTOELEKTRIKA	68,478,346	285,573	38,401,000	2,303,288	0.59%	1.59%	6,364	126
16 MAKSIMA HOLDING	67,795,708	282,748	0	2,328,571	0.59%	1.58%	62,157	683
17 ZVON DVA HOLDING	67,289,314	280,635	0	2,322,445	0.58%	1.57%	129,575	525
18 ETRA 33	59,762,066	249,236	0	13,468,664	0.52%	1.39%	586	67
19 AKTIVA NALOŽBE	56,195,912	234,373	0	12,319,107	0.49%	1.31%	56,763	384
20 VIPA HOLDING	50,059,029	208,781	0	27,538,125	0.43%	1.16%	52,865	261
21 KD HOLDING	47,175,735	196,757	0	9,633,059	0.41%	1.10%	4,228	366
22 AKTIVA INVEST	45,507,700	189,796	0	5,997,100	0.39%	1.06%	1,845	420
23 VIZIJA HOLDING	43,068,900	179,617	0	73,500	0.37%	1.00%	61,527	558
24 TOSAMA	38,234,535	159,456	0	3,480,375	0.33%	0.89%	2,705	127
25 LIV POSTOJNA	38,211,277	159,358	0	30,834,005	0.33%	0.89%	2,476	19
26 POM-INVEST	35,343,099	147,408	0	28,946,840	0.31%	0.82%	39,277	129
27 VIZIJA HOLDING ENA	34,441,800	143,638	0	60,600	0.30%	0.80%	57,403	557
28 MAKSIMA INVEST	29,734,466	124,012	0	2,334,333	0.26%	0.69%	57,308	669
29 CINKARNA CELJE	29,710,248	123,907	0	5,137,120	0.26%	0.69%	1,164	59
30 ARKADA HOLDING	29,513,859	123,092	0	3,496,932	0.26%	0.69%	30,914	168
31 ZLATA MONETA II	24,505,057	102,201	0	4,491,811	0.21%	0.57%	48,017	248
32 KS2 NALOŽBE	17,514,274	73,046	0	470,653	0.15%	0.41%	43,267	264
33 INFOND HOLDING 1	16,478,284	68,724	0	4,749,807	0.14%	0.38%	25,994	471
34 SATURNUS EMBALAŽA	15,784,475	65,830	0	1,201,249	0.14%	0.37%	351	19
35 BELINKA	14,391,689	60,019	0	3,155,121	0.12%	0.33%	2,334	45
36 INLES	14,344,126	59,823	0	0	0.12%	0.33%	17,432	9
37 RTC KRVAVEC	10,286,000	42,900	0	0	0.09%	0.24%	10,286	2
38 MITOL SEŽANA	9,344,800	38,974	0	162,000	0.08%	0.22%	2,123	5
39 GORENJSKI TISK	9,278,398	38,695	0	796,484	0.08%	0.22%	3,059	17
40 MARINA PORTOROŽ	8,172,335	34,081	0	6,686,772	0.07%	0.19%	874	8
41 MELAMIN	7,798,112	32,522	0	170,010	0.07%	0.18%	1,555	23
42 FINIRA	7,297,968	30,437	0	4,907,393	0.06%	0.17%	21,313	119
43 FRUCTAL	6,855,586	28,593	0	1,010,225	0.06%	0.16%	4,203	80
44 JATA EMONA	6,191,190	25,822	0	841,500	0.05%	0.14%	5,687	13
45 KOMPAS HOTELI	5,949,812	24,813	0	0	0.05%	0.14%	383	16
46 MERCATA	5,853,734	24,414	0	1,017,896	0.05%	0.14%	12,578	124
47 POM-NALOŽBE	5,335,690	22,253	0	5,135	0.05%	0.12%	13,744	126
48 CERTIUS INVEST	5,283,500	22,035	0	645,500	0.05%	0.12%	10,567	50
49 PLAMA - PUR	5,222,340	21,780	0	96,000	0.05%	0.12%	1,643	23
50 HRAM HOLDING	5,052,781	21,073	0	738,815	0.04%	0.12%	13,992	54
51 MEDALJON	5,006,970	20,882	0	2,560,250	0.04%	0.12%	2,060	11
52 M1	4,781,827	19,943	0	1,068,717	0.04%	0.11%	10,500	114
53 DZS	4,288,789	17,887	0	730,276	0.04%	0.10%	849	9
54 MODRA LINIJA HOLDING	4,236,683	17,669	0	1,949,480	0.04%	0.10%	4,607	93
55 JAVOR PIVKA	4,154,184	17,325	0	32,400	0.04%	0.10%	5,349	19
56 INTEGRAL JESENICE	3,889,600	16,221	0	3,834,600	0.03%	0.09%	1,856	3
57 SLOVENIJALES	3,757,295	15,671	0	2,208,031	0.03%	0.09%	326	20
58 FOND INVEST	3,144,211	13,113	0	1,728,535	0.03%	0.07%	2,368	90
59 TRDNJAVA HOLDING	2,936,398	12,246	0	363,588	0.03%	0.07%	9,577	28
60 AKTIVA AVANT	2,918,700	12,173	0	705,600	0.03%	0.07%	6,486	70
61 ALPETOIR POTOVALNA AGENCIJA	2,798,084	11,670	0	1,840,120	0.02%	0.07%	1,211	21
62 HOTELI PALACE	2,206,738	9,204	0	544,538	0.02%	0.05%	1,470	23
63 IMP KLIMAT	2,186,096	9,117	0	425,000	0.02%	0.05%	1,020	8
64 KRONA HOLDING	2,088,450	8,710	0	0	0.02%	0.05%	4,641	25
65 NK2 NALOŽBE	1,741,682	7,264	0	397,439	0.02%	0.04%	5,674	34
66 DANA	1,514,078	6,315	0	164,850	0.01%	0.04%	1,061	14
67 LESNINA EMMI	1,414,705	5,900	0	0	0.01%	0.03%	1,929	8
68 TEKSTINA	1,272,264	5,306	0	60,900	0.01%	0.03%	4,891	13
69 OLJARICA, KRANJ	1,088,000	4,538	0	0	0.01%	0.03%	136	5
70 HIDROTEHNIK	904,150	3,771	0	0	0.01%	0.02%	660	5

1. Shares (2)

	Issue	Total (in SIT)	Total (in EUR)	Block trades (in SIT)	Cross trades (in SIT)	Share in total turnover on free market	Share in turnover of shares	Volume in pieces	Number of bargains
71	TRDNJAVA I HOLDING	798,486	3,330	0	60,990	0.01%	0.02%	2,462	12
72	VELANA	782,650	3,264	0	0	0.01%	0.02%	1,423	6
73	GRAND HOTEL UNION	692,094	2,887	0	0	0.01%	0.02%	291	7
74	COLOR	630,047	2,628	0	20,000	0.01%	0.01%	315	18
75	KEMA PUCONCI	600,000	2,502	0	210,000	0.01%	0.01%	100	2
76	ZDRAVILIŠČE ROGAŠKA	503,758	2,101	0	23,700	0.00%	0.01%	3,008	5
77	TERME DOBRNA	464,538	1,937	0	0	0.00%	0.01%	272	5
78	ŽELEZARNA RAVNE - MONTER DRAVOGRAD	413,719	1,726	0	0	0.00%	0.01%	318	3
79	AVTOPREVOZNIŠTVO IN SERVISI	399,411	1,666	0	0	0.00%	0.01%	4,931	4
80	ŽITO INTES	380,563	1,587	0	0	0.00%	0.01%	1,526	8
81	GEA TOVARNA OLJA	371,880	1,551	0	0	0.00%	0.01%	370	2
82	ELMO	364,600	1,521	0	0	0.00%	0.01%	564	4
83	GORIŠKE OPEKARNE	362,000	1,510	0	362,000	0.00%	0.01%	181	1
84	AGROKOMBINAT MARIBOR	343,551	1,433	0	216,041	0.00%	0.01%	371	4
85	SVILA	289,405	1,207	0	0	0.00%	0.01%	21,931	9
86	CAPITA	287,361	1,198	0	0	0.00%	0.01%	522	3
87	TOVARNA SLADKORJA ORMOŽ	264,970	1,105	0	0	0.00%	0.01%	32	2
88	SIJAJ HRASTNIK	248,000	1,034	0	0	0.00%	0.01%	124	1
89	EGOLES	179,200	747	0	68,200	0.00%	0.00%	324	3
90	INTERTRADE ITS	176,507	736	0	144,840	0.00%	0.00%	207	3
91	KLASJE CELJE	155,145	647	0	0	0.00%	0.00%	363	2
92	METALKA TRGOVINA	113,768	474	0	0	0.00%	0.00%	582	6
93	MK TISKARNA	83,600	349	0	0	0.00%	0.00%	38	1
94	CREINA	64,414	269	0	13,803	0.00%	0.00%	14	2
95	IMP ČRPALKE LJUBLJANA	62,370	260	0	0	0.00%	0.00%	63	4
96	UNITAS, LJUBLJANA	61,470	256	0	0	0.00%	0.00%	29	3
97	SVILANIT KAMNIK	56,870	237	0	0	0.00%	0.00%	94	1
98	UNIT-AS LJUBLJANA	39,287	164	0	0	0.00%	0.00%	17	1
99	INTERTRADE ITA	0	0	0	0	0.00%	0.00%	0	0
100	NIKO	0	0	0	0	0.00%	0.00%	0	0
101	KOŠAKI TMI	0	0	0	0	0.00%	0.00%	0	0
102	KD Naložbe	0	0	0	0	0.00%	0.00%	0	0
103	UPIMO GROUP	0	0	0	0	0.00%	0.00%	0	0
104	GEA COLLEGE	0	0	0	0	0.00%	0.00%	0	0
105	NAMA	0	0	0	0	0.00%	0.00%	0	0
106	INTARA	0	0	0	0	0.00%	0.00%	0	0
107	JELEN GOSTINSKO PODJETJE	0	0	0	0	0.00%	0.00%	0	0
108	GRADIS, GP LJUBLJANA	0	0	0	0	0.00%	0.00%	0	0
109	SWATY	0	0	0	0	0.00%	0.00%	0	0
110	LIZ INŽENIRING	0	0	0	0	0.00%	0.00%	0	0
111	MEDVEŠEK PUŠNIK	0	0	0	0	0.00%	0.00%	0	0
	Preferred shares	8,571,618	35,750	0	99,314	0.07%	0.20%	1,340	115
1	KD HOLDING	8,571,618	35,750	0	99,314	0.07%	0.20%	1,340	115
2	ZDRAVILIŠČE ROGAŠKA	0	0	0	0	0.00%	0.00%	0	0

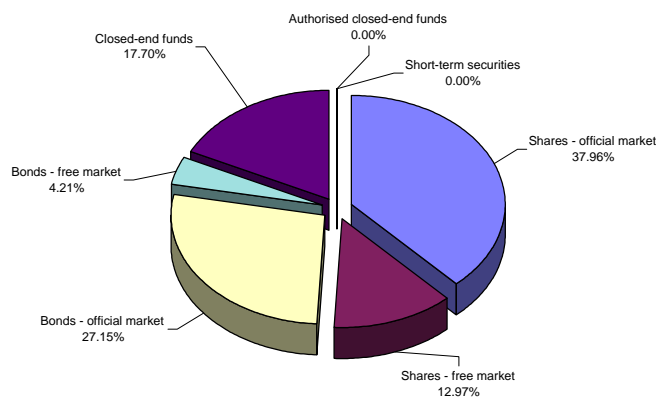
2. Bonds

Issue	Total (in SIT)	Total (in EUR)	Block trades (in SIT)	Cross trades (in SIT)	Share in total turnover on free market	Share in turnover of bonds	Volume in pieces	Number of bargains
Total bonds	1,396,047,174	5,822,400	111,379,294	291,986,845	12.07%	100.00%	105,796	443
1 SLOV. ODŠKODNINSKA DRUŽBA 2 nd issue	1,376,058,704	5,739,030	111,379,294	291,575,185	11.90%	98.57%	105,696	440
2 POŠTNA BANKA SLOVENIJE 5 th issue	19,561,659	81,590	0	0	0.17%	1.40%	82	1
3 PROBANKA 6 th issue	411,660	1,717	0	411,660	0.00%	0.03%	17	1
4 PROBANKA 4 th issue	15,151	63	0	0	0.00%	0.00%	1	1
5 ABANKA VIPA 8 th issue	0	0	0	0	0.00%	0.00%	0	0
6 ABANKA VIPA 9 th issue	0	0	0	0	0.00%	0.00%	0	0
7 AUTOCOMMERCE 1 st issue	0	0	0	0	0.00%	0.00%	0	0
8 BANKA KOPER 4 th issue	0	0	0	0	0.00%	0.00%	0	0
9 BANKA ZASAVJE 3 rd issue	0	0	0	0	0.00%	0.00%	0	0
10 DEŽELNA BANKA SLOVENIJE 4 th issue	0	0	0	0	0.00%	0.00%	0	0
11 KD INVESTMENTS 1 st issue	0	0	0	0	0.00%	0.00%	0	0
12 NLB 14 th issue	0	0	0	0	0.00%	0.00%	0	0
13 NLB 7 th issue	0	0	0	0	0.00%	0.00%	0	0
14 NLB 8 th issue	0	0	0	0	0.00%	0.00%	0	0
15 POŠTNA BANKA SLOVENIJE 2 nd issue	0	0	0	0	0.00%	0.00%	0	0
16 POŠTNA BANKA SLOVENIJE 3 rd issue	0	0	0	0	0.00%	0.00%	0	0
17 POTEZA NALOŽBE	0	0	0	0	0.00%	0.00%	0	0
18 PROBANKA 5 th issue	0	0	0	0	0.00%	0.00%	0	0
19 PROBANKA 7 th issue	0	0	0	0	0.00%	0.00%	0	0
20 SIP STROJNA INDUSTRIJA 1 st issue, A series	0	0	0	0	0.00%	0.00%	0	0
21 SIP STROJNA INDUSTRIJA 1 st issue, B series	0	0	0	0	0.00%	0.00%	0	0
22 STANOVANJSKI SKLAD 3 rd issue	0	0	0	0	0.00%	0.00%	0	0
23 ZAVAROVALNICA TRIGLAV 1 st issue	0	0	0	0	0.00%	0.00%	0	0
Total free market (shares and bonds)	5,695,294,857	23,752,994	1,146,824,474	777,585,952	49.25%	-	2,850,678	21,633

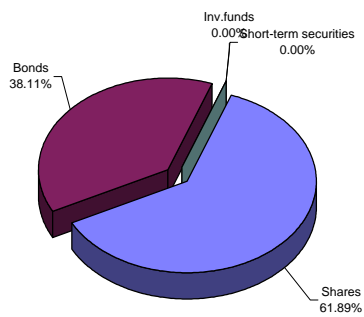
3. Investment funds

Issue	Total (in SIT)	Total (in EUR)	Block trades (in SIT)	Cross trades (in SIT)	Share in total turnover on free market	Share in turnover of closed-end funds	Volume in pieces	Number of bargains
Total closed-end funds	5,867,708,153	24,472,482	1,811,103,570	842,663,374	50.75%	100.00%	12,485,882	10,179
1 TRIGLAV STEBER I, delniška ID	2,274,609,754	9,486,562	605,181,668	330,057,424	19.67%	38.76%	600,438	4,576
2 ID MAKSIMA	975,487,883	4,068,595	682,947,902	75,399,031	8.44%	16.62%	690,201	879
3 ZLATA MONETA I, ID	904,376,113	3,771,964	394,662,000	83,061,117	7.82%	15.41%	6,067,119	716
4 NFD 1 DELNIŠKI INVESTICIJSKI SKLAD	593,342,222	2,474,637	128,312,000	85,017,955	5.13%	10.11%	1,726,472	843
5 KD ID	386,776,201	1,613,125	0	71,204,439	3.34%	6.59%	1,699,161	704
6 INFOND ID	266,744,888	1,112,511	0	39,961,699	2.31%	4.55%	101,110	657
7 KRONA SENIOR	214,472,362	894,502	0	92,559,931	1.85%	3.66%	1,300,345	327
8 INFOND ID 1	122,260,636	509,912	0	13,199,375	1.06%	2.08%	100,400	539
9 VIPA INVEST	45,702,156	190,606	0	30,249,685	0.40%	0.78%	20,921	299
10 MODRA LINJA	44,088,712	183,880	0	17,127,324	0.38%	0.75%	166,734	134
11 ZVON ENA ID	39,847,226	166,188	0	4,825,394	0.34%	0.68%	12,981	505
Short-term securities	0	0	0	0	0.00%	-	0	0
Total free market	11,563,003,010	48,225,476	2,957,928,044	1,620,249,326	100.00%	-	15,336,560	31,812
Total turnover in November 2004	33,146,568,670	138,243,118	15,147,322,204	3,222,510,728	-	-	17,138,150	39,479

Structure of turnover by securities in November 2004



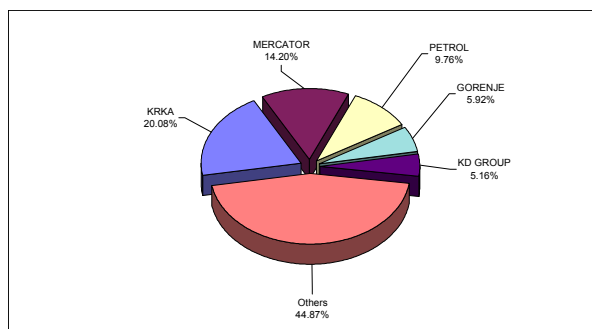
Structure of turnover by securities - all markets - November 2004



C3) MOST TRADED SECURITIES IN NOVEMBER 2004

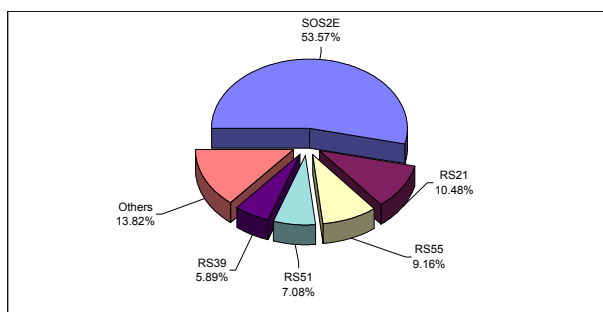
MOST TRADED SHARES

Issuer	Turnover (in SITm) - order book trades only	Market capitalisation as of 30 Nov 2004 (in SITm)	Number of bargains - order book trades only
KRKA	2,326	300,469	1,596
MERCATOR	1,645	135,582	925
PETROL	1,130	137,685	755
GORENJE	686	77,587	609
KD GROUP	598	20,881	8
Others	5,197	1,017,320	23,836
Total	11,582	1,689,524	27,729



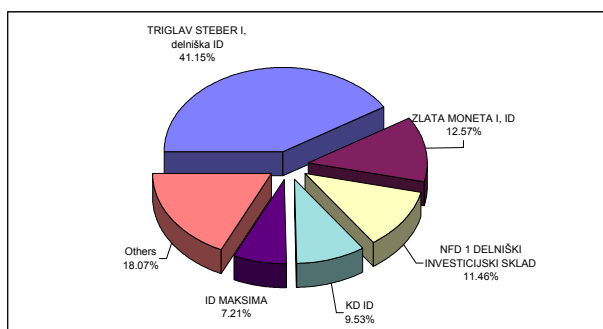
MOST TRADED BONDS

Issue	Turnover (in SITm) - order book trades only	Market capitalisation as of 30 Nov 2004 (in SITm)	Number of bargains - order book trades only
SLOVENSKA ODŠKODNINSKA DRUŽBA 2 nd issue	1,265	135,269	437
REPUBLIKA SLOVENIJA 21 th issue	247	17,730	42
REPUBLIKA SLOVENIJA 55 th issue	216	31,470	96
REPUBLIKA SLOVENIJA 51 th issue	167	46,912	39
REPUBLIKA SLOVENIJA 39 th issue	139	24,079	608
Others	326	799,227	237
Total	2,361	1,054,688	1,459



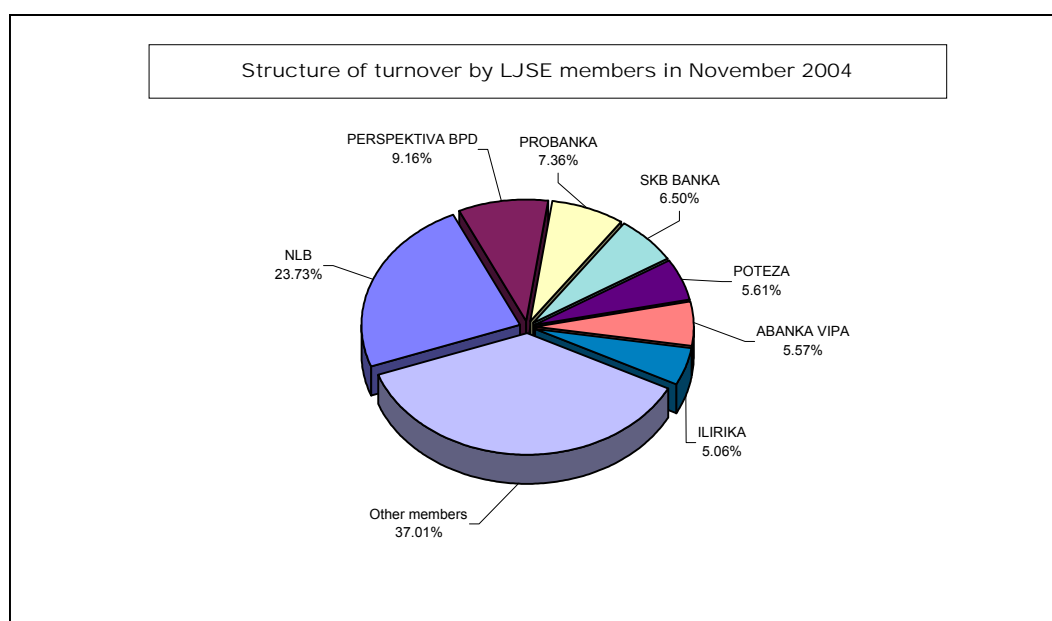
MOST TRADED INVESTMENT FUNDS

INVESTMENT FUNDS	Turnover (in SITm) - order book trades only	Market capitalisation as of 30 Nov 2004 (in SITm)	Number of bargains - order book trades only
TRIGLAV STEBER I, delniška ID	1,669	57,907	4,569
ZLATA MONETA I, ID	510	20,771	714
NFD 1 DELNIŠKI INVESTICIJSKI SKLAD	465	56,086	842
KD ID	387	21,023	704
ID MAKSIMA	293	20,527	876
Others	733	62,957	2,461
Total	4,057	239,272	10,166



C4) TURNOVER BY LJSE MEMBERS IN NOVEMBER 2004

Member	Official market (in SIT)	Free market (in SIT)	Total (in SIT)	Share in turnover
1 NLB	11,868,621,318	3,862,222,222	15,730,843,540	23.73%
2 PERSPEKTIVA BPD	5,383,803,500	686,827,914	6,070,631,414	9.16%
3 PROBANKA	3,544,774,873	1,331,557,097	4,876,331,970	7.36%
4 SKB BANKA	4,189,878,265	121,618,206	4,311,496,471	6.50%
5 POTEZA	1,520,560,120	2,199,088,166	3,719,648,286	5.61%
6 ABANKA VIPA	1,045,825,646	2,645,208,353	3,691,033,999	5.57%
7 ILIRIKA	1,704,994,309	1,650,844,858	3,355,839,167	5.06%
8 GBD GORENJSKA BORZNO POSREDNIŠKA DRUŽBA	612,015,642	1,935,033,338	2,547,048,979	3.84%
9 ARGONOS BPH	801,250,944	1,404,336,401	2,205,587,345	3.33%
10 BANK AUSTRIA CREDITANSTALT	1,863,967,383	335,604,964	2,199,572,347	3.32%
11 HYPO ALPE-ADRIA-BANK	1,578,323,827	465,676,062	2,043,999,889	3.08%
12 KD BPD	1,263,496,012	712,733,684	1,976,229,696	2.98%
13 FACTOR BANKA	1,782,181,111	190,478,566	1,972,659,678	2.98%
14 DEŽELNA BANKA SLOVENIJE	704,478,429	734,977,637	1,439,456,066	2.17%
15 MARIBORSKA BPH	356,281,359	887,787,322	1,244,068,681	1.88%
16 MEDVEŠEK PUŠNIK	797,047,456	436,049,869	1,233,097,325	1.86%
17 CELJSKA BORZNO-POSREDNIŠKA HIŠA	578,850,490	493,605,024	1,072,455,514	1.62%
18 BANKA KOPER	875,267,111	181,928,561	1,057,195,671	1.59%
19 CERTIUS BPH	302,808,485	725,039,755	1,027,848,241	1.55%
20 RAIFFEISEN KREKOVA BANKA	811,210,712	151,687,694	962,898,406	1.45%
21 PFCI	437,789,217	467,767,634	905,556,851	1.37%
22 PUBLIKUM	501,153,627	363,356,793	864,510,420	1.30%
23 PM&A BPD	238,767,096	284,901,960	523,669,056	0.79%
24 MOJA DELNICA BPH	167,407,530	225,401,842	392,809,373	0.59%
25 VERITAS BH	114,006,978	222,881,634	336,888,612	0.51%
26 COGITO BIS B.H.	46,678,200	289,544,805	336,223,005	0.51%
27 B P H	48,917,407	89,775,103	138,692,510	0.21%
28 GORENJSKA BANKA	26,774,269	30,070,551	56,844,821	0.09%
TOTAL	43,167,131,317	23,126,006,015	66,293,137,332	100.00%



C5) TURNOVER IN YEARS 2003 AND 2004

MONTHLY TURNOVER ON OFFICIAL MARKET

Year 2003 Month	Number of trading days	Turnover (in SIT)		average	Number of bargains	
		per month	average per day	per bargain	per month	average per day
November	20	21,381,051,173	1,069,052,559	1,879,488	11,376	569
December	20	24,810,762,689	1,240,538,134	2,083,887	11,906	595
TOTAL	249	214,845,856,213			99,310	
AVERAGE 2003	21	17,903,821,351	862,834,764	2,163,386	8,276	399
Year 2004						
January	20	20,970,494,721	1,048,524,736	2,247,401	9,331	467
February	20	19,813,583,486	990,679,174	2,387,754	8,298	415
March	23	22,107,330,957	961,188,302	1,917,874	11,527	501
April	20	31,337,097,981	1,566,854,899	2,665,853	11,755	588
May	21	28,584,317,153	1,361,157,960	3,129,784	9,133	435
June	21	17,620,895,972	839,090,284	2,938,775	5,996	286
July	22	13,772,617,008	626,028,046	1,961,632	7,021	319
August	22	16,338,945,849	742,679,357	2,221,777	7,354	334
September	22	23,041,257,690	1,047,329,895	2,160,253	10,666	485
October	21	15,209,301,247	724,252,440	2,241,276	6,786	323
November	21	21,583,565,659	1,027,788,841	2,815,125	7,667	365
TOTAL	233	230,379,407,720			95,534	
AVERAGE 2004	21	20,943,582,520	988,752,823	2,411,491	8,685	410

MONTHLY TURNOVER ON FREE MARKET *

Year 2003 Month	Number of trading days	Turnover (in SIT)		average	Number of bargains	
		per month	average per day	per bargain	per month	average per day
November	20	9,615,165,066	480,758,253	471,817	20,379	1,019
December	20	17,423,269,468	871,163,473	778,902	22,369	1,118
TOTAL	249	125,390,839,070			242,492	
AVERAGE 2003	21	10,449,236,589	503,577,667	517,093	20,208	974
Year 2004						
January	20	11,940,838,239	597,041,912	550,294	21,699	1,085
February	20	8,368,032,649	418,401,632	331,499	25,243	1,262
March	23	14,086,634,709	612,462,379	552,937	25,476	1,108
April	20	9,389,974,965	469,498,748	433,217	21,675	1,084
May	21	10,187,798,834	485,133,278	570,489	17,858	850
June	21	8,938,831,753	425,658,655	624,438	14,315	682
July	22	9,393,594,458	426,981,566	611,244	15,368	699
August	22	9,578,975,233	435,407,965	561,027	17,074	776
September	22	10,357,166,030	470,780,274	521,037	19,878	904
October	21	11,085,953,916	527,902,567	735,484	15,073	718
November	21	11,563,003,008	550,619,191	363,479	31,812	1,515
TOTAL	233	114,890,803,772			225,471	
AVERAGE 2004	21	10,444,618,525	493,093,578	509,559	20,497	968

* Includes the turnover of shares, bonds, inv.funds and short-term securities.

MONTHLY TURNOVER ON ALL MARKETS

Year 2003	Number of trading days	Turnover (in SIT)		average	Number of bargains	
		per month	average per day	per bargain	per month	average per day
November	20	30,996,216,229	1,549,810,811	976,105	31,755	1,588
December	20	42,234,032,157	2,111,701,608	1,232,211	34,275	1,714
TOTAL	249	340,236,695,283			341,725	
AVERAGE 2003	21	28,353,057,940	1,366,412,431	995,645	28,477	1,372
Year 2004						
January	20	32,911,332,960	1,645,566,648	1,060,629	31,030	1,552
February	20	28,181,616,135	1,409,080,807	840,214	33,541	1,677
March	23	36,193,965,666	1,573,650,681	978,136	37,003	1,609
April	20	40,727,072,946	2,036,353,647	1,218,279	33,430	1,672
May	21	38,772,115,987	1,846,291,237	1,436,483	26,991	1,285
June	21	26,559,727,725	1,264,748,939	1,307,652	20,311	967
July	22	23,166,211,466	1,053,009,612	1,034,714	22,389	1,018
August	22	25,917,921,083	1,178,087,322	1,060,992	24,428	1,110
September	22	33,398,423,720	1,518,110,169	1,093,453	30,544	1,388
October	21	26,295,255,164	1,252,155,008	1,202,949	21,859	1,041
November	21	33,146,568,666	1,578,408,032	839,600	39,479	1,880
TOTAL	233	345,270,211,492			321,005	
AVERAGE 2004	21	31,388,201,045	1,481,846,401	1,075,591	29,182	1,378

TURNOVER BY SECURITIES ON ALL MARKETS OF LJUBLJANA STOCK EXCHANGE IN YEARS 1996 - 2004

Total turnover and number of bargains

Year	Number of trading days	Turnover (in SIT)		average	Number of bargains	
		per year	average per day	per bargain	per year	average per day
2004	233	345,270,211,492	1,481,846,401	1,075,591	321,005	1,378
2003	249	340,236,695,283	1,366,412,431	995,420	341,802	1,373
2002	247	481,040,836,708	1,947,533,752	1,062,358	452,805	1,833
2001	247	348,643,571,200	1,411,512,434	1,088,977	320,157	1,296
2000	249	269,617,104,598	1,082,799,617	679,818	396,602	1,593
1999	254	265,671,058,734	1,045,949,050	594,292	447,038	1,760
1998	252	173,374,959,032	687,995,869	729,680	237,604	943
1997	249	108,296,251,892	434,924,706	771,594	140,354	564
1996	240	87,004,346,423	362,518,110	662,875	131,253	547

Average turnover and number of bargains

Year	Turnover (in SIT)			Number of bargains	
	per month	per day	per bargain	per month	per day
2004	31,388,201,045	1,481,846,401	1,075,591	29,182	1,378
2003	28,353,057,940	1,366,412,431	995,420	28,484	1,373
2002	40,086,736,392	1,947,533,752	1,062,358	37,734	1,833
2001	29,053,630,933	1,411,512,434	1,088,977	26,680	1,296
2000	22,468,092,050	1,082,799,617	679,818	33,050	1,593
1999	22,139,254,895	1,045,949,050	594,292	37,253	1,760
1998	14,447,913,253	687,995,869	729,680	19,800	943
1997	9,024,687,658	434,924,706	771,594	11,696	564
1996	7,250,362,202	362,518,110	662,875	10,938	547

STRUCTURE OF TURNOVER

MONTHLY TURNOVER BY MARKETS ON LJUBLJANA STOCK EXCHANGE (in SIT)

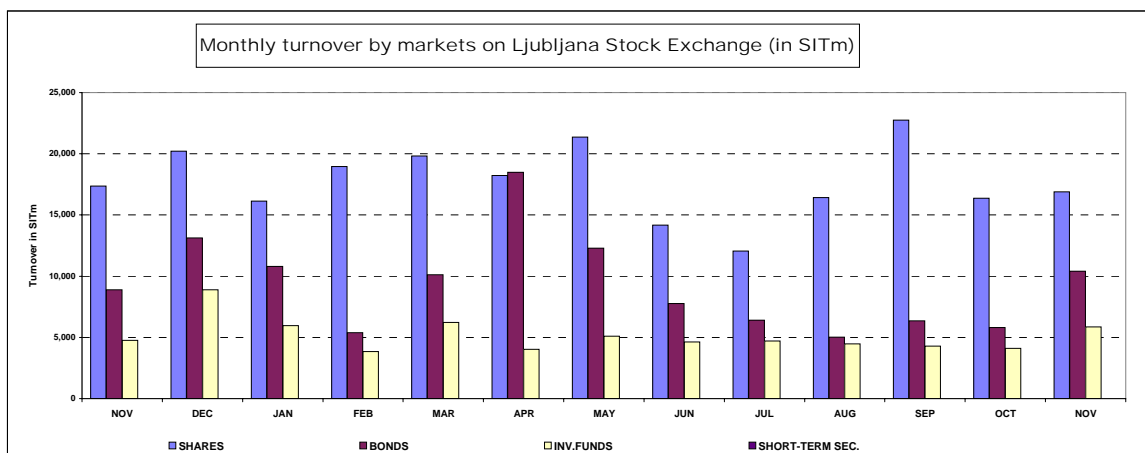
YEAR 2003	OFFICIAL MARKET		FREE MARKET					TOTAL
	SHARES	BONDS	SHARES	BONDS	AUTHORISED CLOSED-END FUNDS	CLOSED-END FUNDS	SHORT-TERM SECURITIES	
November	13,995,131,984	7,385,919,189	3,362,332,486	1,500,315,991	2,442,909,425	2,309,607,154	0	30,996,216,229
December	13,836,949,777	10,973,812,912	6,369,766,697	2,150,263,378	2,384,095,121	6,519,144,272	0	42,234,032,157
TOTAL 2003	107,677,387,009	107,168,469,204	41,649,651,876	22,548,802,812	28,609,026,812	32,235,247,570	348,110,000	340,236,695,283

Year 2004								
January	11,873,280,923	9,097,213,798	4,266,845,518	1,699,284,291	1,231,656,404	4,743,052,026	0	32,911,332,960
February	15,852,136,394	3,961,447,092	3,104,671,302	1,419,844,425	437,150,703	3,406,366,219	0	28,181,616,135
March	13,940,630,014	8,166,700,943	5,888,510,038	1,961,703,646	1,415,755,465	4,820,665,560	0	36,193,965,666
April	14,080,522,204	17,256,575,777	4,136,457,868	1,227,216,741	338,293,187	3,688,007,169	0	40,727,072,946
May	17,516,930,094	11,067,387,059	3,858,634,120	1,235,366,339	119,782,341	4,974,016,034	0	38,772,115,987
June	11,372,100,788	6,248,795,184	2,791,532,951	1,526,374,080	132,584,610	4,488,340,112	0	26,559,727,725
July	9,236,795,958	4,535,821,050	2,824,991,655	1,872,427,868	424,708,999	4,271,465,936	0	23,166,211,466
August	13,658,292,431	2,680,653,419	2,761,443,286	2,338,663,056	401,844,354	4,077,024,537	0	25,917,921,083
September	18,713,368,310	4,327,889,380	4,042,792,792	2,036,874,461	37,096,342	4,240,402,434	0	33,398,423,720
October	10,933,000,164	4,276,301,084	5,428,061,291	1,540,058,981	32,086,790	4,085,746,855	0	26,295,255,164
November	12,583,163,104	9,000,402,555	4,299,247,681	1,396,047,175		5,867,708,152		33,146,568,666
TOTAL 2004	149,760,220,382	80,619,187,341	43,403,188,501	18,253,861,063	4,570,959,194	48,662,795,035	0	345,270,211,517

MONTHLY TURNOVER BY SECURITIES ON LJUBLJANA STOCK EXCHANGE (in SIT)

YEAR 2003	SHARES	BONDS	INVESTMENT FUNDS	SHORT-TERM SECURITIES	TOTAL
November	17,357,464,470	8,886,235,180	4,752,516,579	0	30,996,216,229
December	20,206,716,474	13,124,076,290	8,903,239,393	0	42,234,032,157
TOTAL 2003	149,327,038,885	129,717,272,016	60,844,274,382	348,110,000	340,236,695,283

Year 2004					
January	16,140,126,441	10,796,498,089	5,974,708,430	0	32,911,332,960
February	18,956,807,696	5,381,291,517	3,843,516,922	0	28,181,616,135
March	19,829,140,052	10,128,404,589	6,236,421,025	0	36,193,965,666
April	18,216,980,072	18,483,792,518	4,026,300,356	0	40,727,072,946
May	21,375,564,214	12,302,753,398	5,093,798,375	0	38,772,115,987
June	14,163,633,738	7,775,169,264	4,620,924,722	0	26,559,727,725
July	12,061,787,612	6,408,248,919	4,696,174,935	0	23,166,211,466
August	16,419,735,716	5,019,316,475	4,478,868,891	0	25,917,921,083
September	22,756,161,102	6,364,763,841	4,277,498,777	0	33,398,423,720
October	16,361,061,455	5,816,360,065	4,117,833,645	0	26,295,255,164
November	16,882,410,785	10,396,449,730	5,867,708,152	0	33,146,568,666
TOTAL 2004	193,163,408,883	98,873,048,404	53,233,754,229	0	345,270,211,517



D) MARKET CAPITALISATION

MARKET CAPITALISATION - OFFICIAL MARKET (in SIT)

	30 Nov 2003	31 Dec 2003	31 Oct 2004	30 Nov 2004	Index 30 Nov 2004 / 31 Oct 2004	Index 30 Nov 2004 / 31 Dec 2003	Index 30 Nov 2004 / 30 Nov 2003	Share
SHARES	976,243,288,452	978,082,384,866	1,210,116,781,632	1,220,258,315,481	101	125	125	58.46%
Banks	2,340,000,000	2,446,156,000	2,480,000,000	2,520,000,000	102	103	106	0.21%
Companies	973,903,288,452	975,636,228,866	1,207,636,781,632	1,217,738,315,481	101	125	124	99.79%
BONDS	721,633,157,715	718,041,247,391	862,882,460,120	867,039,137,168	100	121	120	41.54%
State	600,849,557,020	597,558,851,786	730,270,508,891	734,408,612,302	101	123	122	84.70%
Banks	102,435,289,715	102,457,923,187	115,045,520,047	115,055,561,880	100	112	112	13.27%
Companies	18,348,310,980	18,024,472,417	17,566,431,182	17,574,962,985	100	98	96	2.03%
TOTAL	1,697,876,446,168	1,696,123,632,257	2,072,999,241,752	2,087,297,452,649	101	123	122	100.00%

MARKET CAPITALISATION - FREE MARKET (in SIT)

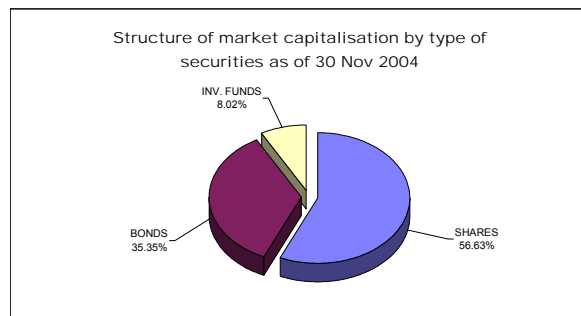
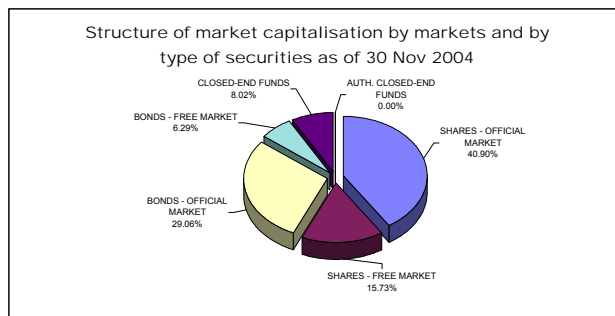
	30 Nov 2003	31 Dec 2003	31 Oct 2004	30 Nov 2004	Index 30 Nov 2004 / 31 Oct 2004	Index 30 Nov 2004 / 31 Dec 2003	Index 30 Nov 2004 / 30 Nov 2003	Share
SHARES	333,915,278,439	361,600,575,085	468,603,998,631	469,265,313,449	100	130	141	52.36%
Companies	333,915,278,439	361,600,575,085	468,603,998,631	469,265,313,449	100	130	141	100.00%
BONDS	158,737,434,168	157,270,201,206	189,638,563,138	187,648,485,358	99	119	118	20.94%
State	132,817,309,313	132,561,415,045	139,220,508,268	137,265,794,611	99	104	103	73.15%
Banks	20,688,592,669	20,521,003,185	37,237,658,416	37,204,371,962	100	181	180	19.83%
Companies	5,231,532,186	4,187,782,977	5,986,483,454	5,985,539,785	100	143	114	3.19%
Insurance companies	-	-	7,193,913,000	7,192,779,000	100	-	-	3.83%
CLOSED-END FUNDS	145,729,246,662	151,799,714,300	229,515,706,845	239,271,872,723	104	158	164	26.70%
AUTH. CLOSED-END FUNDS	95,567,769,387	75,196,858,639	-	-	-	-	-	-
TOTAL *	733,949,728,655	745,867,349,231	887,758,268,614	896,185,671,530	101	120	122	100.00%
TOTAL SHARES	1,310,158,566,891	1,339,682,959,951	1,678,720,780,263	1,689,523,628,930	101	126	129	56.70%
TOTAL BONDS	880,370,591,883	875,311,448,597	1,052,521,023,258	1,054,687,622,526	100	120	120	35.55%
INVESTMENT FUNDS	241,297,016,049	226,996,572,939	229,515,706,845	239,271,872,723	104	105	99	7.75%
TOTAL CAPITALISATION ON LJSE *	2,431,826,174,823	2,441,990,981,488	2,960,757,510,366	2,983,483,124,179	101	122	123	100.00%

* investment funds are included in market capitalisation

On 30 Nov 2004, the total market capitalisation of all shares traded, without investment funds, on the Ljubljana Stock Exchange (SIT 1,689.5 billion) corresponded to 29.8% of GDP in 2003 - SIT 5,671 billion (at current prices; as reported by the Statistical Office of the Republic of Slovenia).

EXCHANGE RATES:

1USD=196.9977 SIT as of 30 Nov 2003	1USD=189.3874 SIT as of 31 Dec 2003	1USD=188.0003 SIT as of 30 Oct 2004	1USD=180.8958 SIT as of 30 Nov 2004
1EUR=236.22 SIT as of 30 Nov 2003	1EUR=236.6903 SIT as of 31 Dec 2003	1EUR=239.7944 SIT as of 30 Oct 2004	1EUR=239.7593 SIT as of 30 Nov 2004



D1) MARKET CAPITALISATION OF SHARES - OFFICIAL MARKET

Issue	Number of shares traded	Number of issued shares	Share of traded shares	Price as of 30 Nov 2004	Market capitalisation as of 30 Nov 2004 (in SIT)	Market capitalisation as of 30 Nov 2004 (in EUR)	Market capitalisation as of 30 Nov 2004 (in USD)
Common shares	-	-	-	-	1,217,738,315,481	5,078,912,377	6,731,711,380
1 KRKA	3,542,612	3,542,612	100.00%	84,816 SIT	300,469,364,591	1,253,190,078	1,661,007,965
2 PETROL	2,086,301	2,086,301	100.00%	65,995 SIT	137,685,079,824	574,253,472	761,129,224
3 MERCATOR	3,208,504	3,208,504	100.00%	42,257 SIT	135,581,561,018	565,480,169	749,500,879
4 GORENJE	12,200,000	12,200,000	100.00%	6,360 SIT	77,586,510,000	323,595,867	428,901,666
5 SAVA	2,006,987	2,006,987	100.00%	38,348 SIT	76,963,395,590	320,996,997	425,457,062
6 PIVOVARNA LAŠKO	8,747,652	8,747,652	100.00%	7,191 SIT	62,908,039,546	262,375,271	347,758,431
7 INTEREUROPA	7,902,413	7,902,413	100.00%	7,603 SIT	60,084,811,884	250,600,224	332,151,503
8 LUKA KOPER	7,140,000	7,140,000	100.00%	8,010 SIT	57,188,901,000	238,522,032	316,142,779
9 ISTRABENZ	5,180,000	5,180,000	100.00%	9,099 SIT	47,134,218,600	196,586,215	260,560,049
10 MERKUR	1,214,585	1,214,585	100.00%	36,649 SIT	44,513,094,894	185,654,098	246,070,361
11 PIVOVARNA UNION	451,114	451,114	100.00%	71,000 SIT	32,029,094,000	133,586,141	177,058,251
12 DROGA PORTOROŽ	282,768	282,768	100.00%	88,047 SIT	24,896,811,887	103,838,998	137,630,680
13 TERME ČATEŽ	597,916	597,916	100.00%	38,300 SIT	22,900,182,800	95,511,507	126,593,225
14 AERODROM	1,936,229	1,936,229	100.00%	10,934 SIT	21,171,018,320	88,299,551	117,034,328
15 KOLINSKA	3,166,992	3,169,525	99.92%	6,400 SIT	20,268,748,800	84,536,388	112,046,542
16 DELO	667,464	667,464	100.00%	29,600 SIT	19,756,834,280	82,401,308	109,216,656
17 SALUS	134,980	134,980	100.00%	126,667 SIT	17,097,522,458	71,309,917	94,515,862
18 ETOL	254,619	254,619	100.00%	60,000 SIT	15,277,140,000	63,717,512	84,452,707
19 ŽITO	353,715	353,715	100.00%	38,500 SIT	13,618,027,500	56,797,727	75,281,060
20 RADENSKA	5,061,856	5,061,856	100.00%	1,951 SIT	9,874,668,685	41,185,020	54,587,606
21 MLINOTEST	2,389,177	2,389,177	100.00%	1,901 SIT	4,541,825,477	18,942,932	25,107,413
22 COMET	1,700,688	1,700,688	100.00%	2,610 SIT	4,438,795,680	18,513,218	24,537,859
23 DELO PRODAJA	593,549	593,549	100.00%	6,489 SIT	3,851,515,719	16,063,805	21,291,350
24 KOMPAS MTS	2,973,005	2,973,005	100.00%	1,244 SIT	3,699,874,992	15,431,346	20,453,073
25 EMONA OBALA KOPER	1,741,456	1,741,456	100.00%	1,081 SIT	1,882,513,936	7,851,542	10,406,620
26 TEHNOUNION	84,005	84,005	100.00%	13,000 SIT	1,092,065,000	4,554,757	6,036,984
27 GEODETSKI ZAVOD SLOVENIJE	379,820	379,820	100.00%	2,050 SIT	778,631,000	3,247,495	4,304,307
28 NIKA	186,695	186,695	100.00%	2,400 SIT	448,068,000	1,868,791	2,476,940
Preferred shares	-	-	-	-	2,520,000,000	10,510,353	13,930,672
1 PROBANKA	400,000	400,000	100.00%	6,300 SIT	2,520,000,000	10,510,353	13,930,672
TOTAL SHARES	-	-	-	-	1,220,258,315,481	5,089,422,729	6,745,642,052

EXCHANGE RATES	1 USD=	180.8958	SIT as of 30 Nov 2004
	1 EUR=	239.7636	SIT as of 30 Nov 2004

MARKET CAPITALISATION OF SHARES - FREE MARKET

Issue	Number of shares traded	Number of issued shares	Share of traded shares	Price as of 30 Nov 2004	Market capitalisation as of 30 Nov 2004 (in SIT)	Market capitalisation as of 30 Nov 2004 (in EUR)	Market capitalisation as of 30 Nov 2004 (in USD)
Common shares	-	-	-	-	467,577,565,493	1,950,160,765	2,584,789,506
1 HELIOS	219,861	219,861	100.00%	234,968 SIT	51,660,242,284	215,463,241	285,580,109
2 NFD HOLDING	30,184,540	30,184,540	100.00%	894 SIT	26,995,543,349	112,592,334	149,232,560
3 ZVON ENA HOLDING	11,520,720	11,520,720	100.00%	2,308 SIT	26,589,130,517	110,897,278	146,985,892
4 JUTEKS	641,432	641,432	100.00%	32,559 SIT	20,884,660,304	87,105,217	115,451,328
5 KD GROUP	186,436	186,436	100.00%	112,000 SIT	20,880,832,000	87,089,250	115,430,165
6 CINKARNA	812,477	814,626	99.74%	25,502 SIT	20,719,788,454	86,417,573	114,539,909
7 AKTIVA INVEST	815,773	815,773	100.00%	25,000 SIT	20,394,325,000	85,060,138	112,740,733
8 LESNINA	76,495	76,495	100.00%	250,000 SIT	19,123,750,000	79,760,856	105,716,938
9 INFOND HOLDING	16,833,414	16,833,414	100.00%	1,003 SIT	16,883,745,908	70,418,303	93,334,096
10 BELINKA HOLDING	2,702,532	2,702,532	100.00%	5,995 SIT	16,201,679,340	67,573,557	89,563,601
11 KD HOLDING	1,373,534	1,373,534	100.00%	11,004 SIT	15,113,695,104	63,035,820	83,549,176
12 ISKRA AVTOELEKTRIKA	1,608,313	1,608,313	100.00%	9,059 SIT	14,568,903,311	60,763,616	80,537,543
13 AKTIVA NALOŽBE	13,591,508	13,591,508	100.00%	990 SIT	13,455,592,920	56,120,249	74,383,114
14 CETIS	200,000	220,642	90.64%	45,000 SIT	9,000,000,000	37,536,974	49,752,399
15 VIPA HOLDING	7,347,565	7,347,565	100.00%	1,082 SIT	7,950,212,281	33,158,546	43,949,126
16 TRIGLAV, finančna družba	6,356,989	6,356,989	100.00%	1,150 SIT	7,310,537,350	30,490,606	40,412,974
17 ZVON DVA HOLDING	14,120,934	14,120,934	100.00%	515 SIT	7,265,926,590	30,304,544	40,166,364
18 DZS	1,429,368	1,686,384	84.76%	5,004 SIT	7,152,557,472	29,831,707	39,539,655
19 MAKSIMA HOLDING	6,399,850	6,399,850	100.00%	1,067 SIT	6,827,743,971	28,476,983	37,744,071
20 ARKADA HOLDING	6,640,325	6,640,325	100.00%	985 SIT	6,537,665,576	27,267,131	36,140,505
21 TRIGLAV NALOŽBE	13,182,366	13,182,366	100.00%	380 SIT	5,009,826,375	20,894,858	27,694,542
22 ETRA 33	45,423	45,423	100.00%	106,849 SIT	4,853,402,127	20,242,448	26,829,822
23 KS2 NALOŽBE	10,911,340	10,911,340	100.00%	400 SIT	4,365,627,134	18,208,048	24,133,380
24 GRAND HOTEL UNION	1,814,613	1,814,613	100.00%	2,360 SIT	4,282,486,680	17,861,288	23,673,776
25 ZLATA MONETA II	8,232,861	8,232,861	100.00%	510 SIT	4,198,759,110	17,512,079	23,210,926
26 TOSAMA	295,670	295,670	100.00%	13,987 SIT	4,135,636,818	17,248,810	22,861,984
27 MEDALJON	1,734,000	1,734,000	100.00%	2,380 SIT	4,126,920,000	17,212,454	22,813,797
28 TOVARNA SLADKORJA ORMOŽ	497,163	497,163	100.00%	8,299 SIT	4,125,955,737	17,208,433	22,808,466
29 SATURNUS EMBALAŽA	84,064	85,929	97.83%	45,412 SIT	3,817,542,950	15,922,112	21,103,547
30 MAKSIMA INVEST	7,451,949	7,451,949	100.00%	509 SIT	3,793,936,275	15,823,654	20,973,048
31 SWATY	288,940	288,940	100.00%	13,000 SIT	3,756,220,000	15,666,348	20,764,551
32 FRUCTAL	2,504,151	2,505,613	99.94%	1,439 SIT	3,604,424,866	15,033,245	19,925,420
33 HOTELI PALACE	2,346,102	2,346,102	100.00%	1,500 SIT	3,519,387,610	14,678,573	19,455,331
34 JATA EMONA	3,197,534	3,197,534	100.00%	1,066 SIT	3,407,963,713	14,213,849	18,839,374
35 MITOL	770,509	770,509	100.00%	4,400 SIT	3,390,239,600	14,139,926	18,741,395
36 SLOVENIJALES	273,604	273,604	100.00%	11,500 SIT	3,146,446,000	13,123,118	17,393,693
37 MARINA PORTOROŽ	313,932	313,932	100.00%	9,600 SIT	3,013,747,200	12,569,661	16,660,128
38 MIP	1,478,742	1,478,742	100.00%	2,036 SIT	3,009,994,128	12,554,008	16,639,381
39 GORENJSKI TISK	960,176	1,070,328	89.71%	3,099 SIT	2,975,585,424	12,410,497	16,449,168
40 LIV POSTOJNA	161,600	161,600	100.00%	16,000 SIT	2,585,600,000	10,783,956	14,293,311
41 KOMPAS HOTELI	162,700	162,700	100.00%	15,700 SIT	2,554,390,000	10,653,786	14,120,781
42 INFOND HOLDING 1	3,777,004	3,777,004	100.00%	640 SIT	2,417,395,870	10,082,414	13,363,472
43 PLAMA - PUR	686,798	686,798	100.00%	3,200 SIT	2,197,753,600	9,166,336	12,149,279
44 LIP BLEDE	2,155,899	2,155,899	100.00%	1,012 SIT	2,180,756,515	9,095,444	12,055,319
45 POM-INVEST	2,241,983	2,241,983	100.00%	925 SIT	2,073,834,275	8,649,496	11,464,248
46 COLOR	950,391	950,391	100.00%	2,000 SIT	1,900,877,039	7,928,130	10,508,133
47 MELAMIN	349,913	349,913	100.00%	5,000 SIT	1,749,669,974	7,297,480	9,672,253
48 MODRA LINIJA HOLDING	1,882,991	1,882,991	100.00%	920 SIT	1,732,351,720	7,225,249	9,576,517
49 VIZIJA HOLDING	2,277,503	2,277,503	100.00%	700 SIT	1,594,252,100	6,649,267	8,813,096
50 HRAM HOLDING	4,346,667	4,346,667	100.00%	360 SIT	1,565,104,387	6,527,698	8,651,966
51 CERTIUS INVEST	3,091,062	3,091,062	100.00%	500 SIT	1,545,531,000	6,446,062	8,543,764
52 MEDVEŠEK PUŠNIK	80,000	80,000	100.00%	18,000 SIT	1,440,000,000	6,005,916	7,960,384
53 MERCATA	2,891,874	2,891,874	100.00%	467 SIT	1,349,290,571	5,627,587	7,458,938
54 GOZDNO GOSPODARSTVO BLEDE	611,900	611,900	100.00%	2,200 SIT	1,346,180,000	5,614,614	7,441,743
55 AKTIVA AVANT	2,951,872	2,951,872	100.00%	450 SIT	1,328,342,400	5,540,217	7,343,136
56 KEMA PUCONCI	217,346	217,346	100.00%	6,000 SIT	1,304,076,000	5,439,007	7,208,990
57 VIZIJA HOLDING ENA	2,129,725	2,129,725	100.00%	600 SIT	1,277,835,000	5,329,562	7,063,929

Issue	Number of shares traded	Number of issued shares	Share of traded shares	Price as of 30 Nov 2004	Market capitalisation as of 30 Nov 2004 (in SIT)	Market capitalisation as of 30 Nov 2004 (in EUR)	Market capitalisation as of 30 Nov 2004 (in USD)
58 M1	2,681,638	2,681,638	100.00%	465 SIT	1,247,497,998	5,203,033	6,896,224
59 NIKO ŽELEZNIKI	35,875	35,875	100.00%	32,350 SIT	1,160,556,250	4,840,419	6,415,606
60 RTC KRVAVEC	1,155,734	1,155,734	100.00%	1,000 SIT	1,155,734,000	4,820,306	6,388,949
61 TERME DOBRNA	682,010	692,542	98.48%	1,683 SIT	1,148,068,354	4,788,335	6,346,573
62 INTERTRADE ITS	1,260,000	1,260,000	100.00%	860 SIT	1,083,600,000	4,519,452	5,990,189
63 NAMA	953,752	953,752	100.00%	1,050 SIT	1,001,439,600	4,176,779	5,536,002
64 POM-NALOŽBE	2,296,500	2,296,500	100.00%	385 SIT	884,152,500	3,687,601	4,887,634
65 JAVOR PIVKA	1,194,700	1,194,700	100.00%	720 SIT	860,184,000	3,587,634	4,755,135
66 IMP KLIMAT	353,900	353,900	100.00%	2,248 SIT	795,446,874	3,317,630	4,397,266
67 GORIŠKE OPEKARNE	392,725	523,634	75.00%	2,000 SIT	785,450,000	3,275,935	4,342,002
68 TRDNJAVA HOLDING	2,593,123	2,593,123	100.00%	302 SIT	783,382,458	3,267,312	4,330,573
69 VELANA	1,409,645	1,409,645	100.00%	550 SIT	775,304,750	3,233,622	4,285,919
70 JADRAN	165,302	165,302	100.00%	4,672 SIT	772,214,905	3,220,735	4,268,838
71 FOND INVEST	595,241	595,241	100.00%	1,275 SIT	758,932,275	3,165,336	4,195,411
72 FINIRA	2,179,206	2,179,206	100.00%	331 SIT	721,535,107	3,009,360	3,988,678
73 INTERTRADE ITA	69,531	69,531	100.00%	9,702 SIT	674,589,762	2,813,562	3,729,162
74 GEA TOVARNA OLJA	660,348	846,600	78.00%	1,002 SIT	661,668,696	2,759,671	3,657,734
75 KOŠAKI TMI	43,236	43,236	100.00%	15,000 SIT	648,540,000	2,704,914	3,585,158
76 ALPETOUR POTOVALNA AGENCIJA	263,042	263,042	100.00%	2,360 SIT	620,805,424	2,589,240	3,431,840
77 INTARA	101,000	101,000	100.00%	6,000 SIT	606,000,000	2,527,490	3,349,995
78 KRONA HOLDING	1,287,121	1,287,121	100.00%	450 SIT	579,204,450	2,415,731	3,201,868
79 HIDROTEHNIK	384,472	384,472	100.00%	1,500 SIT	576,708,000	2,405,319	3,188,067
80 ŽITO INTES	2,518,194	2,518,194	100.00%	225 SIT	566,593,650	2,363,135	3,132,155
81 OLJARICA	70,404	70,404	100.00%	8,000 SIT	563,232,000	2,349,114	3,113,571
82 DANA	356,128	404,231	88.10%	1,450 SIT	516,385,600	2,153,728	2,854,602
83 LESNINA EMMI	684,037	714,827	95.69%	717 SIT	490,762,346	2,046,859	2,712,956
84 ŽELEZARNA RAVNE - MONTER DRAVOGRAD	359,761	359,761	100.00%	1,300 SIT	467,689,300	1,950,627	2,585,407
85 GRADIS GP	304,750	304,750	100.00%	1,530 SIT	466,267,500	1,944,697	2,577,547
86 ELMO	708,000	708,000	100.00%	650 SIT	460,200,000	1,919,391	2,544,006
87 INTEGRAL JESENICE	243,784	256,556	95.02%	1,800 SIT	438,811,200	1,830,183	2,425,768
88 UNIT-AS LJUBLJANA	173,377	173,377	100.00%	2,311 SIT	400,674,247	1,671,122	2,214,945
89 AGROKOMBINAT MARIBOR	453,956	499,291	90.92%	873 SIT	396,439,775	1,653,461	2,191,537
90 NK2 NALOŽBE	1,255,432	1,255,432	100.00%	310 SIT	389,309,463	1,623,722	2,152,120
91 UNITAS, LJUBLJANA	173,377	173,377	100.00%	2,120 SIT	367,559,240	1,533,007	2,031,884
92 KLASJE	820,343	820,343	100.00%	430 SIT	352,747,490	1,471,230	1,950,004
93 IMP ČRPALKE	333,034	333,034	100.00%	990 SIT	329,703,660	1,375,120	1,822,616
94 TEKSTINA	1,127,293	1,503,057	75.00%	286 SIT	322,597,438	1,345,481	1,783,333
95 INLES	609,005	609,005	100.00%	501 SIT	305,111,505	1,272,551	1,686,670
96 GEA COLLEGE	247,930	247,930	100.00%	1,215 SIT	301,234,950	1,256,383	1,665,240
97 TRDNJAVA I HOLDING	891,750	891,750	100.00%	326 SIT	290,799,675	1,212,860	1,607,553
98 SVILANIT	408,487	410,407	99.53%	605 SIT	247,134,635	1,030,743	1,366,171
99 MK TISKARNA	103,954	103,954	100.00%	2,200 SIT	228,698,800	953,851	1,264,257
100 CREINA	48,594	48,594	100.00%	4,601 SIT	223,580,994	932,506	1,235,966
101 CAPITA	315,963	315,963	100.00%	551 SIT	173,937,632	725,455	961,535
102 LIZ INŽENIRING	123,846	123,846	100.00%	1,400 SIT	173,384,400	723,147	958,477
103 METALKA TRGOVINA	1,152,048	1,152,048	100.00%	149 SIT	171,655,152	715,935	948,917
104 ZDRAVILIŠČE ROGAŠKA	898,110	961,898	93.37%	170 SIT	152,678,700	636,788	844,015
105 EGOLES	258,300	258,300	100.00%	555 SIT	143,356,500	597,908	792,481
106 SIJAJ HRASTNIK	26,880	26,880	100.00%	2,000 SIT	53,760,000	224,221	297,188
107 JELEN	50,849	67,798	75.00%	800 SIT	40,679,200	169,664	224,876
108 AVTOPREVOZNIŠTVO IN SERVISI	308,696	308,696	100.00%	81 SIT	25,004,376	104,288	138,225
109 SVILA	1,263,478	1,263,478	100.00%	12 SIT	15,161,736	63,236	83,815
110 UPIMO GROUP	215,000	215,000	100.00%	35 SIT	7,525,000	31,385	41,599
Preferred shares	-	-	-	-	1,687,747,956	7,039,217	9,329,946
1 KD HOLDING	266,413	266,413	100.00%	6,304 SIT	1,679,392,956	7,004,370	9,283,759
2 ZDRAVILIŠČE ROGAŠKA	27,850	30,000	92.83%	300 SIT	8,355,000	34,847	46,187
TOTAL SHARES					469,265,313,449	1,957,199,981	2,594,119,451

EXCHANGE RATES	1 USD=	180.8958 SIT as of 30 Nov 2004
	1 EUR=	239.7636 SIT as of 30 Nov 2004

D2) MARKET CAPITALISATION OF BONDS - OFFICIAL MARKET

Issue	Number of issued bonds	Price as of 30 Nov 2004	Principal amt. as of 30 Nov 2004	Currency of denomination	Market capitalisation as of 30 Nov 2004 (in SIT)	Market capitalisation as of 30 Nov 2004 (in EUR)	Market capitalisation as of 30 Nov 2004 (in USD)
1 REPUBLIKA SLOVENIJA 57 th issue	8,229,412	105.05	10,000.00	SIT	86,449,973,060	360,563,376	477,899,283
2 REPUBLIKA SLOVENIJA 56 th issue	5,000,000	104.60	10,000.00	SIT	52,300,000,000	218,131,526	289,116,718
3 REPUBLIKA SLOVENIJA 51 st issue	4,447,050	105.49	10,000.00	SIT	46,911,930,450	195,659,101	259,331,231
4 REPUBLIKA SLOVENIJA 33 rd issue	248,716	142.00	511.29	EUR	43,294,709,463	180,572,487	239,335,073
5 REPUBLIKA SLOVENIJA 52 nd issue	4,000,000	107.00	10,000.00	SIT	42,800,000,000	178,509,165	236,600,297
6 REPUBLIKA SLOVENIJA 54 th issue	3,000,000	109.90	10,000.00	SIT	32,970,000,000	137,510,448	182,259,621
7 REPUBLIKA SLOVENIJA 55 th issue	3,035,000	103.69	10,000.00	SIT	31,469,915,000	131,253,931	173,967,085
8 REPUBLIKA SLOVENIJA 38 th issue	1,000,000	115.00	100.00	EUR	27,572,319,500	114,997,938	152,421,004
9 REPUBLIKA SLOVENIJA 10 th issue	5,218,961	101.00	5,018.25	SIT	26,949,645,013	112,400,902	148,978,832
10 REPUBLIKA SLOVENIJA 53 rd issue	1,000,000	108.97	100.00	EUR	26,126,570,921	108,968,046	144,428,842
11 REPUBLIKA SLOVENIJA 39 th issue	30,000,000	100.33	800.00	SIT	24,079,200,000	100,428,922	133,110,885
12 REPUBLIKA SLOVENIJA 27 th issue	1,700,000	106.00	10,000.00	SIT	18,020,000,000	75,157,363	99,615,359
13 REPUBLIKA SLOVENIJA 37 th issue	1,700,000	105.20	10,000.00	SIT	17,884,000,000	74,590,138	98,863,545
14 REPUBLIKA SLOVENIJA 21 st issue	2,000,000	98.50	9,000.00	SIT	17,730,000,000	73,947,839	98,012,226
15 REPUBLIKA SLOVENIJA 34 th issue	1,691,000	104.50	10,000.00	SIT	17,670,950,000	73,701,554	97,685,795
16 REPUBLIKA SLOVENIJA 43 rd issue	1,560,000	102.50	10,000.00	SIT	15,990,000,000	66,690,690	88,393,429
17 REPUBLIKA SLOVENIJA 40 th issue	1,500,000	103.69	10,000.00	SIT	15,553,500,000	64,870,147	85,980,437
18 REPUBLIKA SLOVENIJA 50 th issue	612,818	103.15	100.00	EUR	15,155,707,237	63,211,043	83,781,421
19 REPUBLIKA SLOVENIJA 35 th issue	1,400,000	104.99	10,000.00	SIT	14,698,600,000	61,304,552	81,254,512
20 REPUBLIKA SLOVENIJA 29 th issue	550,000	110.00	100.00	EUR	14,505,437,650	60,498,915	80,186,702
21 REPUBLIKA SLOVENIJA 26 th issue	500,000	107.05	100.00	EUR	12,833,116,533	53,524,040	70,942,037
22 REPUBLIKA SLOVENIJA 18 th issue	500,000	107.00	100.00	EUR	12,827,122,550	53,499,041	70,908,902
23 REPUBLIKA SLOVENIJA 41 st issue	1,200,000	104.10	10,000.00	SIT	12,492,000,000	52,101,320	69,056,330
24 REPUBLIKA SLOVENIJA 42 nd issue	1,200,000	104.00	10,000.00	SIT	12,480,000,000	52,051,271	68,989,993
25 REPUBLIKA SLOVENIJA 36 th issue	1,200,000	103.70	10,000.00	SIT	12,444,000,000	51,901,123	68,790,984
26 NLB 13 th issue	117,335	106.01	100,000.00	SIT	12,438,683,350	51,878,948	68,761,593
27 REPUBLIKA SLOVENIJA 45 th issue	1,211,249	101.00	10,000.00	SIT	12,233,614,900	51,023,654	67,627,965
28 NLB 10 th issue	108,243	105.00	100,000.00	SIT	11,365,515,000	47,403,004	62,829,071
29 NLB 9 th issue	108,474	103.00	100,000.00	SIT	11,172,822,000	46,599,325	61,763,855
30 REPUBLIKA SLOVENIJA 23 rd issue	400,000	110.40	100.00	EUR	10,587,770,688	44,159,208	58,529,666
31 REPUBLIKA SLOVENIJA 28 th issue	1,050,000	100.80	10,000.00	SIT	10,584,000,000	44,143,481	58,508,821
32 BTC HIPOTEKARNE	400,000	106.00	100.00	EUR	10,165,794,320	42,399,240	56,196,962
33 REPUBLIKA SLOVENIJA 17 th issue	900,000	103.75	10,000.00	SIT	9,337,500,000	38,944,610	51,618,114
34 REPUBLIKA SLOVENIJA 25 th issue	800,000	105.30	10,000.00	SIT	8,424,000,000	35,134,608	46,568,245
35 REPUBLIKA SLOVENIJA 22 nd issue	800,000	104.00	10,000.00	SIT	8,320,000,000	34,700,847	45,993,329
36 NLB 12 th issue	80,000	102.10	100,000.00	SIT	8,168,000,000	34,066,889	45,153,066
37 REPUBLIKA SLOVENIJA 49 th issue	78,392	105.00	380.00	EUR	7,499,289,207	31,277,847	41,456,403
38 NLB 11 th issue	26,326	103.20	1,000.00	EUR	6,513,884,238	27,167,945	36,009,041
39 REPUBLIKA SLOVENIJA 32 nd issue	238,655	108.40	100.00	EUR	6,202,621,522	25,869,738	34,288,367
40 NOVA KBM 5 th issue	60,000		100,000.00	SIT	6,000,000,000	25,024,649	33,168,266
41 NLB 2 nd issue, A series	40,000	101.00	100,000.00	SIT	5,583,675,920	23,288,255	30,866,808
42 NOVA KBM 6 th issue	50,000	102.00	100,000.00	SIT	5,100,000,000	21,270,952	28,193,026
43 ABANKA VIPA 7 th issue	173,000	102.00	100.00	EUR	4,230,792,608	17,645,684	23,388,009
44 SKB OBVEZNICE 4 th issue, A series	38,182	103.30	100,000.00	SIT	3,944,200,600	16,450,373	21,803,716
45 NFD INVESTICIJSKO SVETOVANJE	16,000	105.75	135,740.00	SIT	3,382,732,120	14,108,614	18,699,893
46 ABANKA 6 th issue	135,000	102.00	100.00	EUR	3,301,485,561	13,769,753	18,250,759
47 REPUBLIKA SLOVENIJA 44 th issue	296,493	110.55	10,000.00	SIT	3,277,730,115	13,670,674	18,119,437
48 REPUBLIKA SLOVENIJA 31 st issue	294,768	107.00	10,000.00	SIT	3,154,017,600	13,154,697	17,435,549
49 BANKA CELJE 8 th issue	125,000	100.00	100.00	EUR	2,996,991,250	12,499,776	16,567,500
50 NLB 3 rd issue	12,000	103.00	1,000.00	EUR	2,963,424,948	12,359,778	16,381,944
51 NOVA KBM 3 rd issue, A series	20,000	109.50	100,000.00	SIT	2,755,254,330	11,491,546	15,231,168
52 ABANKA 4 th issue	100,000	103.28	100.00	EUR	2,476,234,050	10,327,815	13,688,732
53 ABANKA 5 th issue	100,000	102.10	100.00	EUR	2,447,942,453	10,209,817	13,532,334
54 BANKA CELJE 5 th issue	100,000	101.80	100.00	EUR	2,440,749,674	10,179,817	13,492,572
55 BANKA CELJE 3 rd issue	100,000	100.50	100.00	EUR	2,409,580,965	10,049,820	13,320,270
56 BANKA CELJE 6 th issue, A series	100,000	100.40	100.00	EUR	2,407,183,372	10,039,820	13,307,016
57 BANKA CELJE 7 th issue	100,000		100.00	EUR	2,397,593,000	9,999,821	13,254,000
58 BTC 2 nd issue	340,000	108.50	25.57	EUR	2,261,595,052	9,432,604	12,502,198
59 NOVA KBM 2 nd issue	18,000	103.00	500.00	EUR	2,222,568,711	9,269,834	12,286,458
60 NOVA KBM 3 rd issue, B series	18,000		500.00	EUR	2,157,833,700	8,999,839	11,928,600
61 DEŽELNA BANKA SLOVENIJE 3 rd issue	200,000	103.00	10,000.00	SIT	2,085,630,520	8,698,695	11,529,458
62 HOTELI BERNARDIN	20,000	103.01	357.29	EUR	1,764,841,493	7,360,757	9,756,122
63 ABANKA 3 rd issue	70,000	100.00	100.00	EUR	1,678,315,100	6,999,874	9,277,800
64 STANOVANJSKI SKLAD RS 2 nd issue	20,000	106.10	74,339.48	SIT	1,609,972,044	6,714,831	8,899,997
65 REPUBLIKA SLOVENIJA 48 th issue	60,000	105.00	100.00	EUR	1,510,483,590	6,299,887	8,350,020
66 SKB OBVEZNICE 4 th issue, B series	11,818	97.30	500.00	EUR	1,378,485,786	5,749,354	7,620,331
67 NLB 2 nd issue, B series	10,000	101.00	500.00	EUR	1,210,784,465	5,049,909	6,693,270
68 BANKA CELJE 6 th issue, B series	10,000		100,000.00	SIT	1,000,000,000	4,170,775	5,528,044
69 BANKA CELJE 4 th issue	100,000	102.10	36.34	EUR	889,582,287	3,710,247	4,917,650
70 STANOVANJSKI SKLAD RS 1 st issue	70,965	104.30	25.86	EUR	458,915,259	1,914,032	2,536,904
71 BANKA VIPA 7 th issue	10,000	100.01	162.50	EUR	389,647,823	1,625,133	2,153,990
72 BANKA VIPA 6 th issue	10,000	101.00	125.00	EUR	302,696,116	1,262,477	1,673,318
73 BANKA VIPA 5 th issue	10,000	102.00	100.00	EUR	244,554,486	1,019,982	1,351,908
74 BANKA VIPA 4 th issue	8,000	103.75	95.88	EUR	190,801,410	795,790	1,054,759
75 BANKA VIPA 3 rd issue	10,000	103.60	63.92	EUR	158,771,294	662,199	877,695
76 BANKA VIPA 2 nd issue	8,000	104.00	15.98	EUR	31,876,862	132,951	176,217
TOTAL					867,039,137,168	3,616,225,053	4,793,030,779

EXCHANGE RATES	1 USD=	180.8958	SIT as of 30 Nov 2004
	1 EUR=	239.7636	SIT as of 30 Nov 2004

MARKET CAPITALISATION OF BONDS - FREE MARKET

Issue	Number of issued bonds	Price as of 30 Nov 2004	Principal amt. as of 30 Nov 2004	Currency of denomination	Market capitalisation as of 30 Nov 2004 (in SIT)	Market capitalisation as of 30 Nov 2004 (in EUR)	Market capitalisation as of 30 Nov 2004 (in USD)
1 SLOV. ODŠKODNINSKA DRUŽBA 2 nd issue	10,500,000	106.19	50.60	EUR	135,269,192,876	564,177,352	747,774,094
2 ZAVAROVALNICA TRIGLAV 1 st issue	30,000	100.00	1,000.00	EUR	7,192,779,000	29,999,462	39,762,001
3 NLB 7 th issue	62,500	107.00	100,000.00	SIT	6,687,500,000	27,892,057	36,968,796
4 NLB 14 th issue	17,000	100.00	1,000.00	EUR	4,075,908,100	16,999,695	22,531,801
5 NLB 8 th issue	14,276	103.50	1,000.00	EUR	3,542,601,899	14,775,395	19,583,660
6 PROBANKA 7 th issue	120,000	101.70	100.00	EUR	2,926,022,497	12,203,781	16,175,182
7 ABANKA VIPA 8 th issue	100,000	101.10	100.00	EUR	2,423,966,523	10,109,819	13,399,794
8 ABANKA VIPA 9 th issue	100,000		100.00	EUR	2,397,593,000	9,999,821	13,254,000
9 POTEZA NALOŽBE	100,000		100.00	EUR	2,397,593,000	9,999,821	13,254,000
10 POŠTNA BANKA SLOVENIJE 5 th issue	10,000	99.50	1,000.00	EUR	2,385,605,035	9,949,822	13,187,730
11 BANKA KOPER 4 th issue	20,000	107.60	100,000.00	SIT	2,152,000,000	8,975,508	11,896,351
12 STANOVANJSKI SKLAD 3 rd issue	20,000	122.00	82,251.37	SIT	1,996,601,735	8,327,376	11,037,303
13 PROBANKA 5 th issue	78,500	100.00	100.00	EUR	1,882,110,505	7,849,859	10,404,390
14 POŠTNA BANKA SLOVENIJE 3 rd issue	17,955	100.00	100,000.00	SIT	1,866,108,038	7,783,117	10,315,928
15 POŠTNA BANKA SLOVENIJE 2 nd issue	15,000	112.50	100,000.00	SIT	1,715,526,000	7,155,073	9,483,504
16 DEŽELNA BANKA SLOVENIJE 4 th issue	67,530		100.00	EUR	1,619,094,553	6,752,879	8,950,426
17 PROBANKA 6 th issue	65,000	101.00	100.00	EUR	1,574,019,805	6,564,882	8,701,251
18 AUTOCOMMERCE 1 st issue	22,300	106.20	228.81	EUR	1,299,211,461	5,418,719	7,182,099
19 BANKA ZASAVJE 3 rd issue	5,000	100.00	1,000.00	EUR	1,198,796,500	4,999,910	6,627,000
20 KD INVESTMENTS 1 st issue	80,000	109.00	51.13	EUR	1,068,975,470	4,458,456	5,909,344
21 SIP STROJNA INDUSTRIJA 1 st issue, A series	32,500		102.26	EUR	796,828,046	3,323,390	4,404,901
22 PROBANKA 4 th issue	50,000	100.00	63.19	EUR	757,519,508	3,159,443	4,187,601
23 SIP STROJNA INDUSTRIJA 1 st issue, B series	17,250		102.26	EUR	422,931,809	1,763,953	2,337,986
TOTAL					187,648,485,358	782,639,589	1,037,329,144

EXCHANGE RATES			
	1 USD=	180.8958	SIT as of 30 Nov 2004
	1 EUR=	239.7636	SIT as of 30 Nov 2004

D3) MARKET CAPITALISATION OF INVESTMENT FUNDS

MARKET CAPITALISATION OF CLOSED-END FUNDS

	Closed-end funds	Number of shares traded	Price as of 30 Nov 2004	Market capitalisation as of 30 Nov 2004 (in SIT)	Market capitalisation as of 30 Nov 2004 (in EUR)	Market capitalisation as of 30 Nov 2004 (in USD)
1	TRIGLAV STEBER I, DELNIŠKA ID	14,746,743	3,927 SIT	57,907,068,010	241,517,345	320,112,838
2	NFD 1 DELNIŠKI INVESTICIJSKI SKLAD	160,580,300	349 SIT	56,085,881,381	233,921,585	310,045,238
3	INFOND ID	8,132,314	2,659 SIT	21,626,750,559	90,200,308	119,553,636
4	KD ID	92,046,145	228 SIT	21,023,339,518	87,683,616	116,217,953
5	ZLATA MONETA I, ID	136,595,600	152 SIT	20,770,726,936	86,630,026	114,821,499
6	ID MAKSIMA	7,811,823	2,628 SIT	20,527,439,770	85,615,330	113,476,597
7	KRONA SENIOR	73,170,428	165 SIT	12,073,120,620	50,354,268	66,740,746
8	MODRA LINIJA	34,156,833	264 SIT	9,029,017,235	37,657,998	49,912,807
9	ZVON ENA ID	2,277,577	3,195 SIT	7,275,901,933	30,346,149	40,221,508
10	VIPA INVEST	3,079,247	2,217 SIT	6,828,014,675	28,478,112	37,745,568
11	INFOND ID 1	4,956,471	1,236 SIT	6,124,612,085	25,544,378	33,857,127
	TOTAL			239,271,872,723	997,949,116	1,322,705,517

EXCHANGE RATES			
	1 USD=	180.8958	SIT as of 30 Nov 2004
	1 EUR=	239.7636	SIT as of 30 Nov 2004

E) OTHER

E1) INDICATORS AS OF 30 NOVEMBER 2004

ISSUE	Price as of 30 Nov 2004	Total net profit (loss) in 000 SIT in year 2003	Earning per share as of 31 Dec 2003	P / E ⁽¹⁾	Dividend for year 2003	Dividend yield	Book value as of 31 Dec 2003	Market book ratio	Turnover ratio ⁽²⁾
Aerodrom ⁽⁵⁾	10,934 SIT	1,827,042	481.24 SIT	22.72	220 SIT	2.01%	4,648.47 SIT	2.35	0.08
Comet	2,610 SIT	494,717	294.93 SIT	8.85	75 SIT	2.87%	3,482.35 SIT	0.75	0.21
Delo	29,600 SIT	933,708	1,400.45 SIT	21.14	900 SIT	3.04%	8,816.80 SIT	3.36	0.11
Delo Prodaja	6,489 SIT	319,628	550.18 SIT	11.79	300 SIT	4.62%	5,700.45 SIT	1.14	0.10
Droga	88,047 SIT	1,044,910	3,702.79 SIT	23.78	2,000 SIT	2.27%	57,591.91 SIT	1.53	0.43
Emona obala ⁽³⁾	1,081 SIT	(3,533,289)	(2,196.31 SIT)	⁽⁴⁾	- SIT	0.00%	4,442.05 SIT	0.24	0.08
Etol	60,000 SIT	725,068	3,188.46 SIT	18.82	1,220 SIT	2.03%	41,190.87 SIT	1.46	0.03
Gorenje	6,360 SIT	4,672,594	392.89 SIT	16.19	100 SIT	1.57%	4,852.63 SIT	1.31	0.16
Geodetski zavod Slovenije	2,050 SIT	48,613	128.42 SIT	15.96	70 SIT	3.41%	3,532.26 SIT	0.58	0.05
Intereuropa	7,603 SIT	2,941,018	372.17 SIT	20.43	240 SIT	3.16%	4,432.78 SIT	1.72	0.24
Istrabenz	9,099 SIT	2,911,231	562.19 SIT	16.19	110 SIT	1.21%	6,189.14 SIT	1.47	0.07
Kolinska	6,400 SIT	1,172,316	370.65 SIT	17.27	130 SIT	2.03%	5,284.69 SIT	1.21	0.22
Krka	84,816 SIT	10,522,385	3,113.99 SIT	27.24	1,200 SIT	1.41%	26,323.43 SIT	3.22	0.17
Luka Koper ⁽⁵⁾	8,010 SIT	3,963,890	283.14 SIT	28.29	245 SIT	3.06%	4,114.98 SIT	1.95	0.14
Mlinotest	1,901 SIT	477,992	200.07 SIT	9.50	48 SIT	2.52%	2,312.35 SIT	0.82	0.28
Mercator	42,257 SIT	5,980,296	1,864.43 SIT	22.66	500 SIT	1.18%	26,113.33 SIT	1.62	0.18
Merkur	36,649 SIT	2,315,161	2,213.50 SIT	16.56	700 SIT	1.91%	30,392.10 SIT	1.21	0.18
Kompas MTS	1,244 SIT	581,790	195.69 SIT	6.36	110 SIT	8.84%	3,982.53 SIT	0.31	0.15
Nika	2,400 SIT	44543 SIT	238.59 SIT	10.06	- SIT	0.00%	3,184.95 SIT	0.75	0.01
Petrol	65,995 SIT	6,002,512	2,916.46 SIT	22.63	700 SIT	1.06%	34,837.31 SIT	1.89	0.13
Pivovarna Laško	7,191 SIT	2,045,336	234.26 SIT	30.70	105 SIT	1.46%	5,023.49 SIT	1.43	0.10
Pivovarna Union	71,000 SIT	1,092,810	2,422.46 SIT	29.31	- SIT	0.00%	47,656.88 SIT	1.49	0.00
Radenska	1,951 SIT	608,038	121.82 SIT	16.01	70 SIT	3.59%	4,082.58 SIT	0.48	0.02
Salus	126,667 SIT	1,639,817	12421.35 SIT	10.20	4,000 SIT	3.16%	60,910.19 SIT	2.08	0.09
Sava	38,348 SIT	1,614,263	939.81 SIT	40.80	560 SIT	1.46%	30,518.99 SIT	1.26	0.17
Terme Čatež	38,300 SIT	591,453	1,056.01 SIT	36.27	1,000 SIT	2.61%	28,474.27 SIT	1.35	0.06
Tehnounion	13,000 SIT	(672,591)	(8,943.67 SIT)	⁽⁴⁾	- SIT	0.00%	46,456.69 SIT	0.28	0.01
Žito	38,500 SIT	(56,598)	(163.55 SIT)	⁽⁴⁾	920 SIT	2.39%	40,469.39 SIT	0.95	0.11
MARKET AVERAGE ⁽⁶⁾				23.52		1.68%		1.61	

Calculated on the basis of last audit consolidated financial statements. Average number of shares traded in year 2002 and 2003 has been used for the calculations.

(1) P / E = PRICE / EARNING PER SHARE

(2) Yearly turnover / average capitalisation on 30 Nov 2003, 31 May 2004 and 30 Nov 2004.

(3) Shares of daughter company are excluded.

(4) Not applicable.

(5) Calculation of P/E for Aerodrom and Luka Koper includes common and preferred shares.

(6) Average P/E = total market capitalisation of common shares listed on official market (30 Nov 2004) / total net profit of companies listed on official market, adjusted with share of listed securities.

Average div. yield = total dividends, payed by the companies listed on official market in year 2003, adjusted with share of listed securities / total market capitalisation of common shares on official market (30 Nov 2004).

Average price / book value = total market capitalisation of common shares listed on official market (30 Nov 2004) / total equity of companies listed on official market (31 Dec 2003), adjusted with share of listed securities.

E2) OWNERSHIP AND NET INFLOW OF FOREIGN INVESTMENTS

CHANGES IN FOREIGN OWNERSHIP IN CURRENT YEAR				
ISSUE	Balance as of 30 Nov 2004 (in %)	Balance as of 30 Nov 2003 (in %)	% points change 30 Nov 2004 / 30 Nov 2003	Market capitalisation as of 30 Nov 2004 (in SITm)
PIVOVARNA LAŠKO	3.14	1.34	1.81	62,908
ŽITO	1.28	0.37	0.91	13,618
TERME ČATEŽ	3.56	3.16	0.41	22,900
PETROL	0.86	1.28	-0.41	137,685
SALUS	11.94	12.44	-0.50	17,098
MERKUR	0.50	14.73	-14.23	44,513
DROGA	0.63	19.36	-18.73	24,897
ISTRABENZ	6.47	25.58	-19.12	47,134

NET INFLOW OF FOREIGN PORTFOLIO INVESTMENTS BY MONTH IN SITm

	Exchange market	Off-exchange market	Total	Turnover of foreign investors on the exchange	Foreign ownership (capitalisation of shares)	Share in turnover of foreign investors
Year 2003						
November	191.60	-1,725.81	-1,534.21	1,366.36	5.78%	7.87%
December	306.40	300.15	606.55	1,570.19	5.91%	7.77%
Year 2004						
January	281.22	533.84	815.06	1,030.32	5.91%	6.38%
February	418.95	-8,609.01	-8,190.06	775.23	5.32%	4.09%
March	419.78	1,507.91	1,927.69	2,037.46	5.32%	10.28%
April	242.31	-2,184.54	-1,942.23	2,110.99	4.63%	11.59%
May	-431.36	3,602.85	3,171.49	1,204.07	4.74%	5.63%
June	-506.95	3,605.46	3,098.51	1,619.45	4.66%	11.43%
July	-552.04	526.37	-25.67	1,421.14	4.42%	8.66%
August	-260.60	-6.47	-267.07	1,233.34	4.37%	5.42%
September	127.39	1,470.87	1,598.26	1,508.10	4.30%	6.63%
October	-590.79	17,526.67	16,935.88	1,793.58	3.80%	10.96%
November	218.93	6,540.49	6,759.42	1,735.66	4.02%	10.28%
Total in year 2004	-633.17	24,514.45	23,881.28	16,469.34	4.02%	8.53%
Total in year 2003	521.20	52,206.99	52,728.19	11,916.37	5.91%	7.98%
Total in year 2002	-11,895.17	337,085.31	325,190.16	39,402.86	19.68%	14.13%
Total in year 2001	4,499.89	63,500.44	68,000.03	10,555.78	10.51%	4.45%
Total in year 2000	208.11	8,540.41	8,748.52	4,295.57	7.77%	2.96%
Total in year 1999	-2,269.19	674.01	-1,595.09	3,163.40	7.98%	1.88%
Total in year 1998	2,761.20	-2,104.00	657.30	14,333.90	8.86%	10.72%
Total in year 1997	8,440.86	9,965.96	18,406.81	24,090.40	n.a.	27.51%
Total in year 1996	7,439.48	3,381.38	10,820.86	9,718.80	n.a.	14.49%

E3) RECORD VALUES

RECORD DAILY TURNOVER IN YEAR 2004

30 January 2004

	Turnover (in SIT)	Number of bargains	Volume in pieces
Order book trades	508,703,465	996	457,326
Cross trades	119,002,410	237	252,079
Block trades	6,239,897,369	20	9,473,907
Total	6,867,603,244 SIT	1,253	10,183,312

MAX AND MIN VALUE OF TURNOVER AND INDICES

	In year 2004		In years 1989-2003	
Monthly turnover (in SITm)	40,727	April 2004	62,044	December 2002
Daily turnover (in SITm)	6,868	30 Jan 2004	11,474	16 Jul 2002
Number of bargains per day	3,625	16 Nov 2004	6,411	27 Dec 2002
Value of block trade (in SITm)	5,531	26 Feb 2004	8,128	23 Nov 2001
Max value of SBI 20 index	4,935.29	15 Nov 2004	4,034.53	5 Dec 2003
Min value of SBI 20 index	3,922.74	5 Jan 2004	891.93	10 Sep 1996
Max value of SBI 20NT index	4,543.43	15 Nov 2004	3,773.87	5 Dec 2003
Min value of SBI 20NT index	3,719.53	5 Jan 2004	1,437.30	30 Jun 1998
Max value of IPT index	4,193.25	15 Nov 2004	3,412.17	30 Dec 2003
Min value of IPT index	3,359.89	5 Jan 2004	1,318.83	1 July 1998
Max value of PIX index	4,606.40	26 Nov 2004	3,374.22	29 Dec 2003
Min value of PIX index	3,367.18	5 Jan 2004	965.15	29 Apr 1999
Max value of BIO index	120.50	24 Nov 2004	118.14	21 Nov 2003
Min value of BIO index	116.28	14 Jan 2004	100.46	5 July 1995
Max value of FOOD AND BEVERAGES index	3,655.69	26 Jan 2004	3,451.19	17 Nov 2003
Min value of FOOD AND BEVERAGES index	3,320.12	6 Jan 2004	1,551.34	3 Apr 2000
Max value of CHEMICALS index	4,779.05	19 Nov 2004	3,759.85	4 Dec 2003
Min value of CHEMICALS index	3,611.79	5 Jan 2004	1,476.44	1 July 1998
Max value of OIL AND GAS index	6,834.59	29 Mar 2004	6,279.02	4 Dec 2003
Min value of OIL AND GAS index	5,804.90	19 Feb 2004	1,591.73	27 June 2000
Max value of TRANSPORT index	4,973.77	17 Nov 2004	3,755.70	4 Dec 2003
Min value of TRANSPORT index	3,617.38	6 Jan 2004	1,132.46	1 July 1998
Max value of TRADE index	3,640.33	15 Nov 2004	2,904.64	5 Dec 2003
Min value of TRADE index	2,890.63	5 Jan 2004	1,172.80	1 July 1998
Other				
Market capitalisation in SITm	2,983,483	30 Nov 2004	2,441,991	31 Dec 2003
Share in turnover of foreign investors	5.91%	31 Jan 2004	19.68%	31 Dec 2002

E4) NEW LISTED AND DELISTED SECURITIES AND CHANGES IN YEAR 2004

NEW LISTED SECURITIES IN YEAR 2004

OFFICIAL MARKET

BONDS

Issuer	Trading code	Nomin. value of issue	Issue	Listing date	First trading day
Republika Slovenija	RS55	10,215,000,000 SIT	55 th issue	19 Feb 2004	24 Feb 2004
Republika Slovenija	RS56	9,825,000,000 SIT	56 th issue	19 Feb 2004	25 Feb 2004
Republika Slovenija	RS57	25,956,000,000 SIT	57 th issue	23 Mar 2004	29 Mar 2004
Nova KBM	KBM5	6,000,000,000 SIT	5 th issue	11 Oct 2004	26 oct 2004
Nova KBM	KBM6	5,000,000,000 SIT	6 th issue	11 Oct 2004	26 oct 2004
Banka Celje	BCE8	12,500,000 EUR	8 th issue	11 Oct 2004	26 oct 2004

FREE MARKET

SHARES

Issuer	Trading code	Type of share	Listing date	First trading day
ARKADA HOLDING	AR1R	common	13 Jan 2004	13 Jan 2004
HRAM HOLDING	ST1R	common	27 Jan 2004	27 Jan 2004
VIZIJA HOLDING ENA	VZPG	common	3 Feb 2004	3 Feb 2004
NK NALOŽBE	NK0R	common	6 Feb 2004	6 Feb 2004
NK2 NALOŽBE	NK2R	common	6 Feb 2004	6 Feb 2004
ZVON DVA HOLDING	ZV2R	common	25 Feb 2004	25 Feb 2004
AKTIVA NALOŽBE	ATPG	common	27 Feb 2004	27 Feb 2004
TRDNJAVA HOLDING	TR0R	common	31 Mar 2004	31 Mar 2004
TRDNJAVA I HOLDING	TR1R	common	31 Mar 2004	31 Mar 2004
TRIGLAV NALOŽBE	TRSG	common	7 Apr 2004	7 Apr 2004
NAMA	NALN	common	30 Apr 2004	30 Apr 2004
POM-NALOŽBE	PIIG	common	13 May 2004	13 May 2004
METALKA TRGOVINA	MTGG	common	28 Jun 2004	2 Jul 2004
INFOND HOLDING 1	IFHR	common	19 Jul 2004	22 Jul 2004
MERCATA	MR0R	common	27 Jul 2004	27 Jul 2004
M1	MR1R	common	4 Aug 2004	4 Aug 2004
ISKRA AVTOELEKTRIKA	IALG	common	20 Oct 2004	26 Oct 2004
MAKSIMA INVEST	MKIR	common	26 Oct 2004	26 Oct 2004

BONDS

Issuer	Trading code	Nominal value of issue	Issue	Listing date	First trading day
Poštna banka Slovenije	PBS5	6,500,000 EUR	6 th issue	25 Jul 2003	30 Jul 2003
Slovenska zadrúžna kmetijska banka	SZB4	6,753,000 EUR	4 th issue	26 Mar 2004	1 Apr 2004
Probanka, Maribor	PRB7	12,000,000 EUR	7 th issue	29 Apr 2004	5 May 2004
Zavarovalnica Triglav	ZT01	3,000,000 EUR	1 st issue	24 May 2004	2 Jun 2004
Nova Ljubljanska banka	NLB14	17,000,000 EUR	14 th issue	30 Jun 2004	6 Jul 2004
Banka Zasavje	BZ03	5,000,000 EUR	3 rd issue	22 Jul 2004	27 Jul 2004
Abanka Vipava	AB08	10,000,000 EUR	8 th issue	15 Sep 2004	22 Sep 2004
Abanka Vipava	AB09	10,000,000 EUR	9 th issue	15 Sep 2004	22 Sep 2004
POTEZA NALOŽBE	PNO1	10,000,000 EUR	1 st issue	23 Sep 2004	29 Sep 2004

CLOSE-END INVESTMENT FUNDS

Issuer	Trading code	Type of share	Listing date	First trading day
INFOND ID 1	IFDR	common	27 Jul 2004	2 Aug 2004
TRIGLAV STEBER I, delniška ID	TG1R	common	11 Aug 2004	11 Aug 2004

DELISTED SECURITIES IN YEAR 2004

OFFICIAL MARKET

SHARES

Issuer	Trading code	Type of share	Delisting date
Živila Kranj	ZKNG	common	12 Jul 2004
TERME 3000	ZMTG	common	30 Aug 2004
GRADBENO PODJETJE GROSUPLJE	GPG	common	30 Nov 2004

BONDS

Issuer	Trading code	Issue	Delisting date
Republika Slovenija	RS13E	13 ISSUE	6 May 2004

FREE MARKET

SHARES

Issuer	Trading code	Type of share	Delisting date
NAMA	NALR	common	30 Apr 2004
AVTO CELJE	AVCG	common	25 May 2004
PINUS TKI	PRIG	common	8 Jun 2004
ZASAVSKI RAČUNSKI CENTER	ZRCG	common	30 Jun 2004
SAVINJA MOZIRJE	MSMG	common	1 Sep 2004
KS4 NALOŽBE	K4SG	common	4 Oct 2004
C2 NALOŽBE	CAPG	common	4 Oct 2004
NK NALOŽBE	NK0R	common	4 Oct 2004

AUTHORISED INVESTMENT FUNDS

Issuer	Trading code	Type of share	Delisting date
Arkada ena PID	AR1N	common	13 Jan 2004
Setev PID	ST1N	common	27 Jan 2004
Vizija, PID	VZPR	common	3 Feb 2004
Nika, PID	NK0N	common	6 Feb 2004
Nika, PID 2	NK2N	common	6 Feb 2004
Pomurska investicijska družba 1	PM1N	common	16 Feb 2004
PID Zvon dva	ZV2N	common	25 Feb 2004
Atena PID	ATPR	common	27 Feb 2004
TRDNJAVA, PID	TR0N	common	31 Mar 2004
TRDNJAVA I, PID	TR1N	common	31 Mar 2004
TRIGLAV STEBER, PID	TRSR	common	7 Apr 2004
POOBLAŠČENA POMURSKA INVESTICIJSKA DRUŽBA	PPIR	common	13 May 2004
INFOND PID	IFPR	common	19 Jul 2004
MERCATA PID	MR0N	common	27 Jul 2004
MERCATA 1 PID	MR1N	common	4 Aug 2004
PID MAKSIMA	MPIR	common	26 Oct 2004

CLOSE-END INVESTMENT FUNDS

Issuer	Trading code	Type of share	Delisting date
TRIGLAV STEBER I, ID	TG1N	common	11 Aug 2004

EXTENDED LISTING OF SECURITIES IN YEAR 2004

OFFICIAL MARKET

SHARES

Issuer	Trading code	Type of share	Number of shares before extension	Number of shares after extension	Extension date
Žito, Ljubljana	ZTOG	common	348,765	353,715	29 Jun 2004
Sava, Kranj	SAVA	common	1,720,987	2,006,987	13 Oct 2004

BONDS

Issuer	Trading code	Issue	Number of bonds before extension	Number of bonds after extension	Extension date
Republika Slovenija	RS56	56 th issue	982,500	2,912,000	16 Apr 2004
Republika Slovenija	RS57	57 th issue	2,595,600	3,795,700	16 Apr 2004
Republika Slovenija	RS55	55 th issue	1,021,500	2,058,500	19 May 2004
Republika Slovenija	RS57	57 th issue	3,795,700	4,819,800	19 May 2004
Republika Slovenija	RS56	56 th issue	2,912,000	4,003,000	9 Jun 2004
Republika Slovenija	RS57	57 th issue	4,819,800	5,838,800	9 Jun 2004
Republika Slovenija	RS55	55 th issue	2,058,500	3,035,000	14 Sep 2004
Republika Slovenija	RS57	57 th issue	5,838,800	7,399,412	14 Sep 2004
Republika Slovenija	RS56	56 th issue	4,003,000	5,000,000	26 Oct 2004
Republika Slovenija	RS57	57 th issue	7,399,412	8,229,412	26 Oct 2004

FREE MARKET

SHARES

Issuer	Trading code	Type of share	Number of shares before extension	Number of shares after extension	Extension date
NFD HOLDING	NF2R	common	29,134,540	30,184,540	5 Jan 2004
RTC KRVAVEC	RKRG	common	205,724	1,155,734	16 Apr 2004
AKTIVA INVEST, LJUBLJANA	AKIR	common	775,110	815,773	12 May 2004
KS2 NALOŽBE	KS2G	common	4,429,040	10,911,340	4 Oct 2004
KD HOLDING	KDHR	common	924,969	1,373,534	10 Nov 2004

CLOSE-END FUNDS

Issuer	Trading code	Type of share	Number of shares before extension	Number of shares after extension	Extension date
ZLATA MONETA I, ID	ZM1N	common	68,297,800	136,595,600	14 Sep 2004

REDUCED LISTING OF SECURITIES IN YEAR 2004

OFFICIAL MARKET

SHARES

Issuer	Trading code	Type of share	Number of shares before reduction	Number of shares after reduction	Reduction date
Etol Celje	ETOG	common	274,576	254,619	28 Jan 2004
TERME ČATEŽ	TCRG	common	674,971	597,916	30 Aug 2004

FREE MARKET

SHARES

Issuer	Trading code	Type of share	Number of shares before reduction	Number of shares after reduction	Reduction date
Klasje Celje	KLAG	common	835,600	820,343	30 Jan 2004
Jadran Sežana	JASG	common	226,334	165,302	7 Jul 2004
LIZ - INŽENIRING	LIZG	common	235,846	123,846	11 Oct 2004
MELAMIN	MKOG	common	466,489	349,913	10 Nov 2004

EXPIRED BONDS IN YEAR 2004

Issuer	Trading code	Issue	Market	Last trading day
Republika Slovenija	RS24	24 th issue	official market	15 Mar 2004
Banka Vipava	VP01E	1 st issue	free market	1 Apr 2004
Banka Koper	BKP3	3 rd issue	free market	30 Apr 2004
UBK banka	UBKKE	1 st issue	free market	15 Apr 2004
Borzna družba Poteza	BDP2E	2 nd issue	free market	15 Apr 2004
Banka Zasavje	BZ02E	2 nd issue	official market	31 Jul 2004
DEŽELNA BANKA SLOVENIJE	ZKB1E	1 st issue	official market	15 Sep 2004

MEMBERSHIP IN YEAR 2004

Member	Date	Inclusion/ exclusion	Number of all members
KD BPD	1 Mar 2004	inclusion	28
HYP0 ALPE-ADRIA-BANK	15 Mar 2004	inclusion	29
AC-BPH	16 Mar 2004	exclusion	28

F) LIST OF SECURITIES - NOVEMBER 2004

F1) OFFICIAL MARKET (1)

CORPORATE BONDS

	Issuer	Trading code	First trading day	Nominal value of issue traded	Coupon interest rate	Maturity	Sector
1	ABANKA VIPA	AB03	14 June 1999	7 EURm	5% p.a.	1998-2005	banking
2	ABANKA VIPA	AB04	27 Dec 2000	10 EURm	6.25% p.a.	2000-2007	banking
3	ABANKA VIPA	AB05	26 Sept 2001	10 EURm	6% p.a.	2001-2006	banking
4	ABANKA VIPA	AB06	25 Nov 2002	13.5 EURm	5.9% p.a.	2002-2009	banking
5	ABANKA VIPA	AB07	30 Oct 2003	17.3 EURm	5.3% p.a.	2003-2010	banking
6	BANKA CELJE	BCE3	6 Mar 2000	10 EURm	6% p.a.	1999-2005	banking
7	BANKA CELJE	BCE4	9 Feb 2001	10 EURm	6% p.a.	2000-2006	banking
8	BANKA CELJE	BCE5	19 Dec 2001	10 EURm	6% p.a.	2001-2007	banking
9	BANKA CELJE	BCE6A	30 Sept 2002	10 EURm	5.6% p.a.	2002-2008	banking
10	BANKA CELJE	BCE6B	30 Sept 2002	10,000 SITm	4.9% p.a.	2000-2005	banking
11	BANKA CELJE	BCE7	17 Nov 2003	10 EURm	5.15% p.a.	2003-2010	banking
12	BANKA CELJE	BCE8	26 Oct 2004	12.5 EURm	4.9% p.a.	2004-2011	banking
13	ABANKA VIPA	VP02E	25 Oct 1995	2,045,167.52 EUR	10% p.a.	1995-2005	banking
14	ABANKA VIPA	VIP3E	13 Nov 1996	2,556,459.41 EUR	7.5% p.a.	1996-2006	banking
15	ABANKA VIPA	VIP4E	3 Dec 1997	2,045,167.52 EUR	7% p.a.	1997-2007	banking
16	ABANKA VIPA	VIP5	24 Dec 1998	2 EURm	6% p.a.	1998-2008	banking
17	ABANKA VIPA	VIP6	6 Mar 2000	2 EURm	5.5% p.a.	1999-2009	banking
18	ABANKA VIPA	VIP7	19 July 2001	2 EURm	6.2% p.a.	2001-2010	banking
19	BLAGOVNO TRGOVINSKI CENTER	BTC1E	24 Feb 1997	17,383,924.96 EUR	10.5% p.a.	1996-2008	retail, wholesale and real estate trade
20	BLAGOVNO TRGOVINSKI CENTER	BTC2	6 Jun 2003	40 EURm	7% p.a.	2001-2011	retail, wholesale and real estate trade
21	HOTELI BERNARDIN	HTB1E	28 June 1999	10,225,837.62 EUR	8.5% p.a.	1999-2009	hotel and restaurant activities
22	NFD	NI01	21 Dec 1999	2,171.84 SITm	5.5% p.a. + TOM	1999-2006	investment consulting
23	NOVA KBM	KBM2	14 Nov 2000	9 EURm	5.9% p.a.	2000-2006	banking
24	NOVA KBM	KBM3	14 Nov 2001	2,000 SITm	5.8% p.a.+TOM	2001-2006	banking
25	NOVA KBM	KBM4	14 Nov 2001	9 EURm	6% p.a.	2001-2006	banking
26	NOVA KBM	KBM5	26 Oct 2004	6,000 SITm	5.3% p.a.	2004-2009	banking
27	NOVA KBM	KBM6	26 Oct 2004	5,000 SITm	4.5% p.a.	2004-2007	banking
28	NOVA LJUBLJANSKA BANKA	NLB5	27 Sept 2001	12 EURm	5.8% p.a.	2000-2005	banking
29	NOVA LJUBLJANSKA BANKA	NLB3	18 July 2000	4,000 SITm	5.25% p.a. + TOM	2000-2005	banking
30	NOVA LJUBLJANSKA BANKA	NLB4	18 July 2000	5 EURm	5.65% p.a.	2000-2005	banking
31	NOVA LJUBLJANSKA BANKA	NLB9	18 Jun 2003	10,847.4 SITm	8.5% p.a.	2002-2006	banking
32	NOVA LJUBLJANSKA BANKA	NLB10	18 Jun 2003	10,824.3 SITm	3% p.a. + TOM	2002-2007	banking
33	NOVA LJUBLJANSKA BANKA	NLB11	18 Jun 2003	26,326 EURm	5.1% p.a.	2002-2009	banking
34	NOVA LJUBLJANSKA BANKA	NLB12	14 Nov 2003	8,000 SITm	2.65% + TOM	2003-2008	banking
35	NOVA LJUBLJANSKA BANKA	NLB13	14 Nov 2003	11,733.5 SITm	7.0%	2003-2013	banking
36	SKB BANKA	SKB4A	30 Dec 1999	3,818.2 SITm	5.25% p.a. + TOM	1999-2005	banking
37	SKB BANKA	SKB4B	30 Dec 1999	5,909 EURm	5.25% p.a.	1999-2006	banking
38	DEZELNA BANKA SLOVENIJE	SZB3	15 Mar 2000	2,000 SITm	5.3% p.a. + TOM	1999-2005	banking
39	STANOVANJSKI SKLAD RS	SSR1E	4 July 1996	4,083,023.58 EUR	6% p.a.	1995-2010	national mortgage agency
40	STANOVANJSKI SKLAD RS	SSR2	30 June 1998	2,000 SITm	7.2% p.a. + TOM	1998-2008	national mortgage agency

MUNICIPAL and GOVERNMENT BONDS

	Issuer	Trading code	First trading day	Nominal value of issue traded	Coupon interest rate	Maturity	Sector
1	REPUBLIC OF SLOVENIA	RS10	14 June 1999	52,189.61 SITm	4.5% p.a. + TOM	1997-2007	government bond
2	REPUBLIC OF SLOVENIA	RS17	15 Mar 2000	9,000 SITm	4.7% p.a. + TOM	2000-2005	government bond
3	REPUBLIC OF SLOVENIA	RS18	15 May 2000	50 EURm	6% p.a.	2000-2010	government bond
4	REPUBLIC OF SLOVENIA	RS21	18 Nov 2002	20,000 SITm	1% p.a. + TOM	2001-2015	government bond
5	REPUBLIC OF SLOVENIA	RS22	22 Feb 2001	8,000 SITm	4.7% p.a. + TOM	2001-2006	government bond
6	REPUBLIC OF SLOVENIA	RS23	20 Feb 2001	40 EURm	6% p.a.	2001-2011	government bond
7	REPUBLIC OF SLOVENIA	RS25	3 May 2001	8,000 SITm	4.7% p.a. + TOM	2001-2006	government bond
8	REPUBLIC OF SLOVENIA	RS26	14 June 2001	50 EURm	5.375% p.a.	2001-2011	government bond
9	REPUBLIC OF SLOVENIA	RS27	20 Dec 2001	17,000 SITm	4.7% p.a. + TOM	2001-2006	government bond
10	REPUBLIC OF SLOVENIA	RS28	25 Jan 2002	10,500 SITm	4.2% p.a. + TOM	2002-2005	government bond
11	REPUBLIC OF SLOVENIA	RS29	25 Jan 2002	55 EURm	5.375% p.a.	2002-2012	government bond
12	REPUBLIC OF SLOVENIA	RS31	25 Jan 2002	2,974.68 SITm	4.7% p.a. + TOM	2002-2007	government bond
13	REPUBLIC OF SLOVENIA	RS32	25 Jan 2002	23,8655 EURm	5.375% p.a.	2002-2012	government bond
14	REPUBLIC OF SLOVENIA	RS33	9 Apr 2002	127.166 EURm	8% p.a.	2002-2022	government bond
15	REPUBLIC OF SLOVENIA	RS34	26 Feb 2002	16,910 SITm	4.2% p.a. + TOM	2002-2007	government bond
16	REPUBLIC OF SLOVENIA	RS35	26 Mar 2002	14,000 SITm	9% p.a.	2002-2007	government bond
17	REPUBLIC OF SLOVENIA	RS36	26 Mar 2002	12,000 SITm	7.5% p.a.	2002-2005	government bond
18	REPUBLIC OF SLOVENIA	RS37	30 Apr 2002	17,000 SITm	4% p.a. + TOM	2002-2007	government bond
19	REPUBLIC OF SLOVENIA	RS38	30 Apr 2002	100 EURm	5.63% p.a.	2002-2017	government bond
20	REPUBLIC OF SLOVENIA	RS39	18 Nov 2002	30,000 SITm	1% p.a. + TOM	2002-2008	government bond
21	REPUBLIC OF SLOVENIA	RS40	7 June 2002	15,000 SITm	3.9% p.a. + TOM	2002-2007	government bond
22	REPUBLIC OF SLOVENIA	RS41	26 June 2002	12,000 SIT m	3.9% p.a. + TOM	2002-2007	government bond
23	REPUBLIC OF SLOVENIA	RS42	24 Jul 2002	12,000 SIT m	9% p.a.	2002-2005	government bond
24	REPUBLIC OF SLOVENIA	RS43	22 Oct 2002	15,600 SITm	3% p.a. + TOM	2002-2006	government bond
25	REPUBLIC OF SLOVENIA	RS44	29 Nov 2002	2,964.93 SITm	6.65% p.a.	2002-2012	government bond
26	REPUBLIC OF SLOVENIA	RS45	3 Dec 2002	12,112.49 SITm	8.2% p.a.	2002-2005	government bond
27	REPUBLIC OF SLOVENIA	RS48	10 Dec 2002	60 EURm	4.75% p.a.	2002-2012	government bond
28	REPUBLIC OF SLOVENIA	RS49	22 Jan 2003	29,78896 EUR m	4.75% p.a.	2003-2022	government bond
29	REPUBLIC OF SLOVENIA	RS50	11 Mar 2003	61,281,800 EUR	4.50% p.a.	2003-2013	government bond
30	REPUBLIC OF SLOVENIA	RS51	11 Mar 2003	44,470.5 SITm	7.75% p.a.	2003-2006	government bond
31	REPUBLIC OF SLOVENIA	RS52	17 Apr 2003	40,000 SITm	6.25% p.a.	2003-2008	government bond
32	REPUBLIC OF SLOVENIA	RS53	17 Apr 2003	100 EURm	4.875% p.a.	2003-2018	government bond
33	REPUBLIC OF SLOVENIA	RS54	29 Oct 2003	30,000 SITm	5.75% p.a.	2003-2013	government bond
34	REPUBLIC OF SLOVENIA	RS55	24 Feb 2004	30,350 SITm	5% p.a.	2004-2007	government bond
35	REPUBLIC OF SLOVENIA	RS56	24 Feb 2004	50,000 SITm	4.875% p.a.	2004-2009	government bond
36	REPUBLIC OF SLOVENIA	RS57	29 Mar 2004	82,294.12 SITm	4.875% p.a.	2004-2014	government bond

TOM (abbreviation for: "temeljna obrestna mera" - base interest rate) - indexation factor, calculated as twelve month average of monthly consumer price index

F1) OFFICIAL MARKET (2)

COMMON SHARES

	Issuer	Trading code	First trading day	Nominal value of issue listed	Number of shares traded	Isin code	Sector
1	AERODROM LJUBLJANA	AELG	8 Oct 1997	1,936.229 SITm	1,936,229	SI 003110327 6	airport services
2	COMET ZREČE	CHZG	2 Nov 1998	1,700.688 SITm	1,700,688	SI 003110440 7	grinding wheels and other non-metals production
3	DELO LJUBLJANA	DELR	13 Jan 1999	667.464 SITm	667,464	SI 003110445 6	publishing
4	DELO PRODAJA	DPRG	12 Feb 2001	593.549 SITm	593,549	SI 003110707 9	trade
5	DROGA PORTOROŽ	DRPG	12 June 1998	2,827.68 SITm	282,768	SI 003110025 6	food processing industry
6	EMONA OBALA	EOKG	7 Jan 1998	1,741.456 SITm	1,741,456	SI 003110268 2	commerce
7	ETOL CELJE	ETOG	21 Feb 1997	2,546.19 SITm	254,619	SI 003110133 8	essential oils and fragrances production
8	GEODETSKI ZAVOD SLOVENIJE	GZRG	8 Jan 2001	379.820 SITm	379,820	SI 003111033 9	surveying and cartography
9	GORENJE VELENJE	GRVG	10 Nov 2000 (2 June 1998 free market)	12,200 SITm	12,200,000	SI 003110407 6	household appliances
10	INTEREUROPA KOPER	IEKG	12 Jan 1998	7,902.413 SITm	7,902,413	SI 003110009 0	retail trade
11	ISTRABENZ KOPER	ITBG	16 June 1997	5,180 SITm	5,180,000	SI 003110207 0	holding companies management
12	KOMPAS MTS	MTSG	8 Dec 2000	2,973.005 SITm	2,973,005	SI 003110370 6	catering service, border-crossing and tourist services
13	KOLINSKA LJUBLJANA	KOLR	8 Jan 1996	3,166.992 SITm	3,166,992	SI 003110005 8	food processing industry
14	KRKA TOVARNA ZDRAVIL NOVO MESTO	KRKG	4 Nov 1997	14,170.448 SITm	3,542,612	SI 003110212 0	pharmaceutical & chemical industry
15	LUKA KOPER	LKPG	20 Nov 1996	7,140 SITm	7,140,000	SI 003110134 6	transport
16	MERCATOR LJUBLJANA	MELR	22 Dec 1997	32,085.04 SITm	3,208,504	SI 003110008 2	commerce industry, agriculture
17	MERKUR NAKLO	MER	30 Nov 1998	12,145.85 SITm	1,214,585	SI 003110463 9	wholesale and retail trade
18	MLINOTEST AJDOVŠČINA	MAJG	3 Apr 2000	2,389.177 SITm	2,389,177	SI 003110820 0	food processing industry
19	NIKA BREŽICE	NIKA	23 June 1992	479.688 SITm	479,688	SI 003110079 3	financial consultancy and services
20	PETROL LJUBLJANA	PETG	5 May 1997	12,517.806 SITm	2,086,301	SI 003110215 3	crude-oil and gas trade
21	PIVOVARNA LAŠKO	PILR	1 Feb 2000	8,747.652 SITm	8,747,652	SI 003110741 8	brewery
22	PIVOVARNA UNION	PULG	6 Mar 2000	4,511.14 SITm	451,114	SI 003110907 5	brewery and soft drinks
23	RADENSKA RADENCI	RARG	3 Apr 1997	5,061.856 SITm	5,061,856	SI 003110230 2	health resort
24	SALUS LJUBLJANA	SALR	16 Jan 1992	134.98 SITm	134,980	SI 003110568 5	full-line pharmaceutical
25	SAVA KRANJ	SAVA	6 Jan 2000	20,069.87 SITm	2,006,987	SI 003110845 7	wholesale chemicals
26	TEHNOUNION LJUBLJANA	TEHG	26 Nov 1998	840.05 SITm	84,005	SI 003110002 5	sales agent and marketing of motor vehicles
27	TERME ČATEŽ	TCRG	26 Aug 1993	3,587.496 SITm	597,916	SI 003110063 7	health resort
28	ŽITO LJUBLJANA	ZTOG	20 Mar 2000	3,487.65 SITm	348,765	SI 003110844 0	flour, bread, pasta and sweets production

PREFERRED SHARES

	Issuer	Trading code	First trading day	Nominal value of issue listed	Number of shares traded	Isin code	Sector
1	PROBANKA MARIBOR	PRBP	30 Mar 1993	400 SITm	400,000	SI 002120040 5	banking

TRADED SECURITIES - NOVEMBER 2004

F2) FREE MARKET (1)

CORPORATE BONDS

	Issuer	Trading code	First trading day	Nominal value of issue traded	Interest rate	Maturity	Sector
1	ABANKA VIPA	AB08	22 Sep 2004	10 EURm	4.9% p.a.	2003-2011	banking
2	ABANKA VIPA	AB09	22 Sep 2004	10 EURm	4.7% p.a.	2003-2011	banking
3	AUTOCOMMERCE	ACL1E	15 Dec 1997	11,401,808.95 EUR	8% p.a.	1997-2006	foreign and domestic trade, service and production
4	BANKA KOPER	BKP4	21 Dec 2000	2,000 SITm	6% p.a. + TOM	2000-2005	banking
5	BANKA ZASAVJE	BZ03	27 Jul 2004	5 EURm	4.5% p.a.	2004-2011	banking
6	KD INVESTMENTS	KDO1E	24 July 1996	4,090,335.05 EUR	10% p.a.	1996-2006	investment
7	NOVA LJUBLJANSKA BANKA	NLB7	22 Nov 2002	6,250 SITm	10% p.a.	2002-2005	banking
8	NOVA LJUBLJANSKA BANKA	NLB8	22 Nov 2002	14,276 EURm	5.5% p.a.	2002-2007	banking
9	NOVA LJUBLJANSKA BANKA	NLB14	6 Jul 2004	17 EURm	5% p.a.	2003-2008	banking
10	POŠTNA BANKA SLOVENIJE	PBS2	27 Dec 2002	1,500 SITm	6% + TOM	2000-2007	banking
11	POŠTNA BANKA SLOVENIJE	PBS3	27 Dec 2002	1,795.5 SITm	5.3% + TOM	2000-2005	banking
12	POŠTNA BANKA SLOVENIJE	PBS5	6 Jan 2004	10 EURm	4.8% p.a.	2004-2008	banking
13	POTEZA NALOŽBE	PNO1	29 Sep 2004	10 EURm	5.25% p.a.	2003-2001	enterprise and business counseling
14	PROBANKA, MARIBOR	PRB4	15 Mar 2000	5 EURm	5.5% p.a.	1999-2007	banking
15	PROBANKA, MARIBOR	PRB5	26 Apr 2002	7.85 EURm	6.25% p.a.	2001-2006	banking
16	PROBANKA, MARIBOR	PRB6	30 Jul 2003	6.5 EURm	5.7% p.a.	2002-2008	banking
17	PROBANKA, MARIBOR	PRB7	5 May 2004	12 EURm	5.2% p.a.	2004-2010	banking
18	SIP STROJNA OPREMA	SIP1AE	19 June 2000	3,323,397.23 EUR	6% p.a.	1999-2009	production of tractors and other agricultural, forestry and cultivation machinery
19	SIP STROJNA OPREMA	SIP1BE	19 June 2000	1,763,956.99 EUR	6% p.a.	1999-2009	production of tractors and other agricultural, forestry and cultivation machinery
20	DEŽELNA BANKA SLOVENIJE	SZB4	1 Apr 2004	6,753 EURm	6% p.a.	2004-2007	banking

INSURANCE

	Issuer	Trading code	First trading day	Nominal value of issue traded	Coupon interest rate	Maturity	Sector
1	ZAVAROVALNICA TRIGLAV	ZT01	2 Jun 2004	30 EURm	5.125% p.a.	2003-2013	insurance

MUNICIPAL and GOVERNMENT BONDS

	Issuer	Trading code	First trading day	Nominal value of issue traded	Coupon interest rate	Maturity	Sector
1	SLOVENSKA ODŠKODNINSKA DRUŽBA	SOS2E	7 Apr 1997	536,865,000 EUR	6% p.a.	1996-2004	meeting commitments deriving from denationalisation process
2	STANOVANJSKI SKLAD RS	SSR3	8 May 2001	2,000 SITm	6.1% p.a. + TOM	2001-2011	national mortgage agency

TOM (abbreviation for: "temeljna obrestna mera" - base interest rate) - indexation factor calculated as twelve month average of monthly consumer price index

F2) FREE MARKET (2)

COMMON SHARES

Issuer	Trading code	First trading day	Nominal value of issue traded	Number of shares traded	Isin code	Sector
1 AGROKOMBINAT, MARIBOR	AKMG	24 Sep 1999	403.808 SITm	403.808	SI 003110433 2	retail, fooder production for livestock, meat and milk products, granary services
2 AKTIVA AVANT, LJUBLJANA	AAPG	12 Sep 2003	2.951.872 SITm	2.951.872	SI 002111192 7	other financial intermediation
3 AKTIVA INVEST, LJUBLJANA	AKIR	27 May 2003	815.773 SITm	815.773	SI 02111135 4	enterprise & business counselling
4 AKTIVA NALOŽBE, LJUBLJANA	ATPG	27 Feb 2004	13.591.508 SITm	13.591.508	SI 002111216 2	holding companies management
5 ALPETOUR POTOVALNA AGENCIJA	APAG	2 Aug 2000	526.084 SITm	263.042	SI 003110989 3	passengers transport
6 ARKADA HOLDING, LJUBLJANA	AR1R	13 Jan 2004	6.640.325 SITm	6.640.325	SI 002111207 1	holding companies management
7 AVTOPREVOZNIŠTVO IN SERVISI VELENJE	ASVG	1 Sep 1997	308.696 SITm	308.696	SI 003110315 1	transport company
8 BELINKA HOLDING	BELG	19 Oct 2000	2.702.532 SITm	2.702.532	SI 003110216 1	holding companies management
9 CAPITA	CAP1	5 Sep 1997	315.963 SITm	315.963	SI 002110003 5	holding companies management
10 CERTIUS INVEST	CRIR	16 Sep 2003	3.091.062 SITm	3.091.062	SI 002111192 5	other financial intermediation
11 CETIS CELJE	CETG	10 Mar 1997	2.400 SITm	200.000	SI 003110084 3	paper industry and graphics
12 CINKARNA CELJE	CICG	6 Mar 1998	4.874.862 SITm	812.477	SI 003110380 5	metallurgic and chemical industry
13 COLOR MEDVODE	COMG	15 Jan 1998	1.900.782 SITm	950.391	SI 003110360 7	resin, colours and varnish industry
14 CREINA KRANJ	CRKG	21 Feb 2000	194.376 SITm	48.594	SI 003110915 8	production and wholesale of agricultural and industrial machines and gadgets
15 DANA MIRNA	DMRG	7 June 1999	356.128 SITm	356.128	SI 003110520 6	secondary industry of fruit processing and production of alcohol and non-alcohol drinks
16 DZS LJUBLJANA	DZS	12 May 1999	1.429.368 SITm	1.429.368	SI 003110527 1	publishing and trading
17 EGOLES ŠKOFJA LOKA	GKRG	17 Sep 1999	258.3 SITm	258.300	SI 003110714 5	forest management and sale of wood products
18 ELMO LJUBLJANA	IELG	22 Feb 2001	708 SITm	708.000	SI 003111026 3	electrical installations
19 ETRA 33	ETRG	7 Nov 2002	454.23 SITm	45.423	SI 003110712 9	production of electromotors, generators and transformers
20 FINIRA	FIRR	10 Oct 2002	2.179.206 SITm	2.179.206	SI 002111138 8	holding companies management
21 FOND INVEST	MHLG	30 Jan 2001	595.241 SITm	595.241	SI 003111007 3	holding companies management
22 FRUCTAL AJDOVŠČINA	FRAG	6 Jan 1998	2.504.151 SITm	2.504.151	SI 003110359 9	food-processing industry
23 GEA COLLEGE	GEAL	5 Jan 1995	147.885 SITm	147.885	SI 003110080 1	consulting
24 GEA TOVARNA OLJA	GSBG	30 June 1996	660.348 SITm	660.348	SI 003110129 6	oil - producing industry
25 GORENJSKI TISK KRANJ	GTKG	19 Sep 1996	960.176 SITm	960.176	SI 003110119 7	graphics services
26 GORIŠKE OPEKARNE RENČE	GORG	8 Mar 1999	392.725 SITm	392.725	SI 003110493 3	production of different clay brick products
27 GOZDNO GOSPODARSTVO BLEDE	GGBG	27 Dec 1999	611.9 SITm	611.900	SI 003110737 6	forest management
28 GRADIS GP	GLJG	12 July 1999	609.5 SITm	304.750	SI 003110393 8	construction
29 GRAND HOTEL UNION	GHUG	5 Jan 2000	1.814.613 SITm	1.814.613	SI 003110865 5	hotel industry
30 HELIOS DOMŽALE	HDOG	19 Sep 1996	2.198.61 SITm	219.861	SI 003110114 8	intermediary on fuel, mine sector
31 HIDROTEHNIK LJUBLJANA	VHLG	5 July 1999	2.198.61 SITm	384.472	SI 003110551 1	building industry and protection against flood damage
32 HOTELI PALACE PORTOROŽ	PALG	7 Oct 1997	2.346.102 SITm	2.346.102	SI 003110330 0	hotel industry
33 HRAM HOLDING	ST1R	27 Jan 2004	4.346.667 SITm	4.346.667	SI 002111210 5	holding companies management
34 IMP ČRPALKE	ICRG	9 Sep 1998	333.034 SITm	333.034	SI 003110434 0	production of pumps
35 IMP KLIMAT	KLIG	26 Apr 2002	353.9 SITm	353.900	SI 003111114 7	production of air conditioning equipment
36 INFOND HOLDING	IFFR	23 Sept 2002	16.833.414 SITm	16.833.414	SI 002111076 0	holding companies management
37 INFOND HOLDING 1	IFHR	22 Jul 2004	3.777.004 SITm	3.777.004	SI 002111308 7	holding companies management
38 INLES RIBNICA	IHPG	8 Oct 1999	1.218.01 SITm	609.005	SI 003110745 9	production of furniture
39 INTARA LJUBLJANA	INTR	5 Jan 1995	101 SITm	101.000	SI 003110114 8	brokerage house
40 INTEGRAL JESENICE	INJG	14 Sep 1999	243.784 SITm	243.784	SI 003110708 7	merchandise and passenger transport, motor vehicle service and repairs
41 INTERTRADE ITA	INRG	20 Oct 1997	695.31 SITm	69.531	SI 003110334 6	mechanical engineering representative
42 INTERTRADE ITS	ITSG	24 Apr 1998	1.260 SITm	1.260.000	SI 003110394 6	information and computer service
43 ISKRA AVTOELEKTRIKA	IALG	26 Oct 2004	3.216.626 SITm	1.608.313	SI 003110704 6	production of electrical equipment for machinery and vehicles
44 JADRAN SEŽANA	JASG	23 Sep 1996	165.302 SITm	165.302	SI 003110154 4	commerce industry
45 JATA EMONA	JAMR	15 Jan 2002	3.197.534 SITm	3.197.534	SI 003111109 7	production and retailing of poultry meat
46 JAVOR PIVKA	JPIG	13 Nov 2000	1.194.7 SITm	1.194.700	SI 003110910 9	production of plywood, bound and layer wood, fibre and other slabs
47 JELEN SLOVENSKE KONJICE	JESG	29 Nov 1999	50.849 SITm	50.849	SI 003110430 8	restaurant & hotel capacities
48 JUTEKS ŽALEC	JTKG	2 Nov 1999	641.432 SITm	641.432	SI 003110786 3	carpet production on various linings
49 KD HOLDING	KDHR	5 Feb 2001	10.988.272 SITm	1.373.534	SI 003111046 1	holding companies management
50 KEMA PUČONCI	KEPG	17 Dec 1998	217.346 SITm	217.346	SI 003110420 9	production of special buildingmaterials
51 KLASJE CELJE	KLKG	2 July 1999	820.343 SITm	820.343	SI 003110548 7	bread, pastries and sweets production
52 KOMPAS HOTELI KRANJSKA GORA	KHKG	31 May 1996	1.627 SITm	162.700	SI 003110052 0	tourism, hotel industry
53 KOŠAKI TMI MARIBOR	TKMG	11 Oct 1999	432.36 SITm	43.236	SI 003110424 1	secondary meat industry and production of meat products
54 KRONA HOLDING	KRHR	9 May 2002	1.287.121 SITm	1.287.121	SI 002111124 8	holding companies management
55 KS2 NALOŽBE	KS2G	22 Dec 2003	10.911.34 SITm	10.911.340	SI 002111203 0	holding companies management
56 LESNINA	MILG	12 Jan 2002	2.906.81 SITm	76.495	SI 003111116 2	wholesale and retail of furniture
57 LESNINA EMMI SLOV.BISTRICA	LSBG	8 May 1996	684.037 SITm	684.037	SI 003110035 5	aluminium and wood production
58 ŽITO INTES	IMTG	9 Mar 2000	2.518.194 SITm	2.518.194	SI 003110920 8	cereal processing and production of farinaceous food

F2) FREE MARKET (3)

COMMON SHARES

	Issuer	Trading code	First trading day	Nominal value of issue traded	Number of shares traded	Isin code	Sector
59	LIP BLEĐ	LLBG	12 Jan 2000	2,155.899 SITm	2,155,899	SI 003110871 3	wood manufacturing
60	LIV POSTOJNA	LIVG	16 Nov 1999	1,616 SITm	161,600	SI 003110796 2	production of vacuum cleaners, plastic tubes and fittings, bicycles, hydraulic elevators and concrete mixers
61	LIZ INŽENIRING LJUBLJANA	LIZG	11 Mar 1999	123,846 SITm	123,846	SI 003110371 4	consulting and engineering in object construction
62	MARINA PORTOROŽ	MAPG	19 Sep 1996	627,864 SITm	313,932	SI 003110058 7	nautical and hotel industry
63	OLJARICA KRANJ	MCKG	27 Jan 1999	704,04 SITm	70,404	SI 002111021 3	production of cooking oil
64	MAKSIMA HOLDING	MAHR	6 May 2003	6,399,85 SITm	6,399,850	SI 002111151 1	holding companies management
65	MAKSIMA INVEST	MKIR	26 Oct 2004	7,451,949 SITm	7,451,949	SI 002111319 4	holding companies management
66	MEDALJON MARIBOR	MEDR	12 Oct 1999	1,734 SITm	1,734,000	SI 003110691 5	management of holding companies, business operations of own real estate and renting own real estate
67	MEDVEŠEK PUŠNIK LJUBLJANA	MPL	12 Dec 1997	160 SITm	80,000	SI 002110324 5	financial consulting
68	MELAMIN KOČEVJE	MKOG	23 Sep 1996	349,913 SITm	349,913	SI 00311020 1	chemical industry
69	MERCATA	MROR	27 Jul 2004	2,891,874 SITm	2,891,874	SI 002111199 0	holding companies management
70	METALKA TRGOVINA	MTGG	2 Jul 2004	1,152,048 SITm	1,152,048	SI 003110566 9	retail trade in unspecial stores
71	MESNA INDUSTRIJA PRIMORSKE	MIPG	19 June 2000	1,478,742 SITm	1,478,742	SI 003110969 5	meat processing industry; wholesale and retail trade with provisions
72	MITOL SEŽANA	MISG	15 May 1997	770,509 SITm	770,509	SI 003110271 6	production and sale of adhesive substances and resinous compound
73	MLADINSKA KNJIGA TISKARNA LJUBLJANA	MKTG	11 Oct 1999	1,039,54 SITm	103,954	SI 003110094 2	printing, publishing, retail and wholesale
74	MODRA LINIJA HOLDING	MLHR	20 Nov 2002	1,882,991 SIT m	1,882,991	SI 002111058 8	holding companies management
75	M1	M1R	4 Aug 2004	2,681,638 SITm	2,681,638	SI 002111311 1	holding companies management
76	NAMA LJUBLJANA	NALN	30 Apr 2004	953,752 SITm	953,752	SI 003110269 0	retail trade and renting of business premises
77	NFD HOLDING	NF2R	10 Dec 2003	30,184,54 SITm	30,184,540	SI 002111200 6	holding companies management
78	NIKO ŽELEZNIKI	NKPG	17 Sep 1999	358,75 SITm	35,875	SI 003110717 8	office material, industrial paper-clips, electromagnets and other metal mechanisms production
79	NK2 NALOŽBE	NK2R	6 Feb 2004	1,255,432 SITm	1,255,432	SI 002111213 9	holding companies management
80	PLAMA PUR	POPG	6 Dec 1999	686,798 SITm	686,798	SI 003110822 6	production and refashioning of poliuretanic (plastic) foams
81	POM-INVEST	POIR	19 Oct 2001	2,241,983 SITm	2,241,983	SI 002111098 4	holding companies management
82	POM-NALOŽBE	PPIG	13 May 2004	2,296,5 SITm	2,296,500	SI 002111303 8	holding companies management
83	RTC KRVAVEČ	RKRG	17 Oct 1997	2,311,468 SITm	1,155,734	SI 003110328 4	ski resort
84	SATURNUS EMBALAŽA LJUBLJANA	SELR	3 Nov 1997	672,512 SITm	84,064	SI 003111175 8	production of package
85	SIJAJ HRASTNIK	SIHG	7 Oct 1999	268,8 SITm	26,880	SI 003110742 6	production of decorative lights and metal products
86	KD GROUP	SKDR	21 Dec 2000	372,872 SITm	186,436	SI 003111016 4	holding companies management
87	SLOVENJALEŠ LJUBLJANA	SLLG	8 May 1996	2,736,04 SITm	273,604	SI 003110040 5	commerce, engineering, representation
88	SVILA MARIBOR	SVMG	17 Jan 1997	1,263,478 SITm	1,263,478	SI 003110209 6	textile industry
89	SVILANIT KAMNIK	SKAG	14 Apr 1997	816,974 SITm	408,487	SI 003110245 0	textile industry
90	TEKSTINA AJDOVŠČINA	TEAG	12 Feb 1997	1,127,293 SITm	1,127,293	SI 03110221 1	textile industry
91	TERME DOBRNA	ZDDG	5 July 1999	682,01 SITm	682,010	SI 03110539 6	medical services, tourist and hotel trade
92	TOSAMA DOMŽALE	TODG	13 Sep 1996	2,956,7 SITm	295,670	SI 003110136 1	sanitary material production
93	TOVARNA SLADKORJA ORMOŽ	TSOR	12 Apr 1996	4,971,93 SITm	497,163	SI 003110020 7	sugar production
94	TRDNJAVA HOLDING	TROR	31 Mar 2004	2,593,123 SITm	2,593,123	SI 002111219 6	holding companies management
95	TRDNJAVA I HOLDING	TR1R	31 Mar 2004	891,75 SITm	891,750	SI 002111220 4	holding companies management
96	TRIGLAV NALOŽBE	TRSG	7 Apr 2004	13,182,366 SITm	13,182,366	SI 002111223 8	holding companies management
97	TRIGLAV, finančna družba	TFDR	4 Mar 2003	6,356,989 SITm	6,356,989	SI 002111120 6	holding companies management
98	TUB SWATY MARIBOR	TUBG	30 Dec 1997	1,155,76 SITm	288,940	SI 003110344 1	production and trade of knife grinders
99	UNITAS LJUBLJANA	USLG	26 Nov 1998	145,115 SITm	145,115	SI 003110467 0	production of sanitary, water and gas fittings
100	UNIT-AS NEPREMIČNINELJUBLJANA	USAR	20 Feb 2003	173,377 SITm	173,377	SI 003111147 7	trading with own real estate
101	UPIMO GROUP LJUBLJANA	UPGR	9 July 1997	215 SITm	215,000	SI 002110266 8	counseling services on trading and marketing and financial engineering
102	VELANA LJUBLJANA	VLJG	23 Dec 2002	1,409,645 SITm	1,409,645	SI 003110069 4	non-clothing textile manufacturer
103	VIPA HOLDING	VHDR	5 Nov 2003	7,347,565 SITm	7,347,565	SI 002111131 3	other financial intermediation
104	VIZIJA HOLDING	VIHR	17 Mar 2003	2,277,503 SITm	2,277,503	SI 002111125 5	holding companies management
105	VIZIJA HOLDING ENA	VZPG	3 Feb 2004	2,129,725 SITm	2,129,725	SI 002111211 3	holding companies management
106	ZDRAVILIŠČE ROGAŠKA	RGS	11 Feb 1999	898,11 SITm	898,110	SI 003110489 4	health resort
107	ZLATA MONETA II finančna družba	ZM2R	13 Nov 2003	8,232,861 SITm	8,232,861	SI 002111198 2	other financial intermediation
108	ZVON ENA HOLDING	ZVHR	30 Oct 2003	11,520,72 SITm	11,523,260	SI 002111177 6	holding companies management
109	ZVON DVA HOLDING	ZV2R	25 Feb 2004	14,120,934 SITm	14,120,934	SI 002111215 4	holding companies management
110	ŽELEZARNA RAVNE - MONTER DRAVOGRAD	ZMDG	17 Sep 1999	359,761 SITm	359,761	SI 003110696 4	management of investment portfolios of subsidiaries

PREFERRED SHARES

	Issuer	Trading code	First trading day	Nominal value of issue traded	Number of shares traded	Isin code	Sector
1	KD HOLDING	KDHP	18 July 2001	2,131,304 SITm	266,413	SI 003120050 2	holding companies management
2	ZDRAVILIŠČE ROGAŠKA	RGP	11 Feb 1999	55,7 SITm	27,850	SI 003120028 8	health resort

F2) FREE MARKET (4)

CLOSED-END FUNDS

	Issuer	Trading code	First trading day	Nominal value of issue traded	Number of shares traded	Isin code	Sector
1	ID MAKSIMA	MAIR	21 May 2003	7,811.823 SITm	7,811,823	SI 002111152 9	investment fund
2	INFOND ID	IFIR	23 Sept 2002	8,132.314 SITm	8,132,314	SI 002111078 6	investment fund
3	INFOND ID 1	IFDR	2 Aug 2004	4,956.471 SITm	4,956,471	SI 002111307 9	investment fund
4	KD ID	KDIN	9 Feb 2001	9,204.61 SITm	92,046,145	SI 002111023 2	investment fund
5	KRONA SENIOR	SNON	8 Dec 1998	7,317.04 SITm	73,170,428	SI 002110590 1	investment fund
6	MODRA LINIJA	MLON	7 Apr 1998	3,415,383,300 SIT	34,156,833	SI 002110596 8	investment fund
7	NFD 1 DELNIŠKI INVESTICIJSKI SKLAD	NFIN	26 Oct 1998	15,833.01 SITm	160,580,300	SI 002110600 8	investment fund
8	TRIGLAV STEBER 1, delniška ID	TG1R	11 Aug 2004	14,746.743 SITm	14,746,743	SI 002111312 9	investment fund
9	VIPA INVEST	VIIN	13 Nov 2003	3,079.247 SITm	3,079,247	SI 002111132 1	investment fund
10	ZLATA MONETA I	ZM1N	31 Mar 1999	13,659.56 SITm	136,595,600	SI 002110617 2	investment fund
11	ZVON ENA ID	ZVIR	24 Nov 2003	2,277.577 SITm	2,277,577	SI 002111178 4	investment fund