



MONTHLY STATISTICS  
LJUBLJANA STOCK EXCHANGE

June and Half-year 2005  
Year XI., No. 06/05

TURNOVER

Market	Turnover (in EURm)		Volume in pieces		Number of bargains	
	June	Half-year 2005	June	Half-year 2005	June	Half-year 2005
<b>Official market</b>	<b>172.96</b>	<b>690.31</b>	<b>3,538,580</b>	<b>14,982,811</b>	<b>4,813</b>	<b>34,955</b>
Shares	30.64	310.94	554,245	5,696,279	4,105	31,072
Bonds	142.31	379.38	2,984,335	9,286,532	708	3,883
<b>Free market</b>	<b>37.97</b>	<b>245.55</b>	<b>8,299,206</b>	<b>57,818,411</b>	<b>13,236</b>	<b>100,535</b>
Shares	14.09	75.32	1,507,745	10,654,543	8,580	63,255
Bonds	13.11	82.29	187,114	988,570	409	2,304
Closed-end funds	10.77	87.93	6,604,347	46,175,298	4,247	34,976
<b>Short-term securities</b>	<b>0.00</b>	<b>0.00</b>	<b>0</b>	<b>0</b>	<b>0</b>	<b>0</b>
<b>Total</b>	<b>210.93</b>	<b>935.86</b>	<b>11,837,786</b>	<b>72,801,222</b>	<b>18,049</b>	<b>135,490</b>

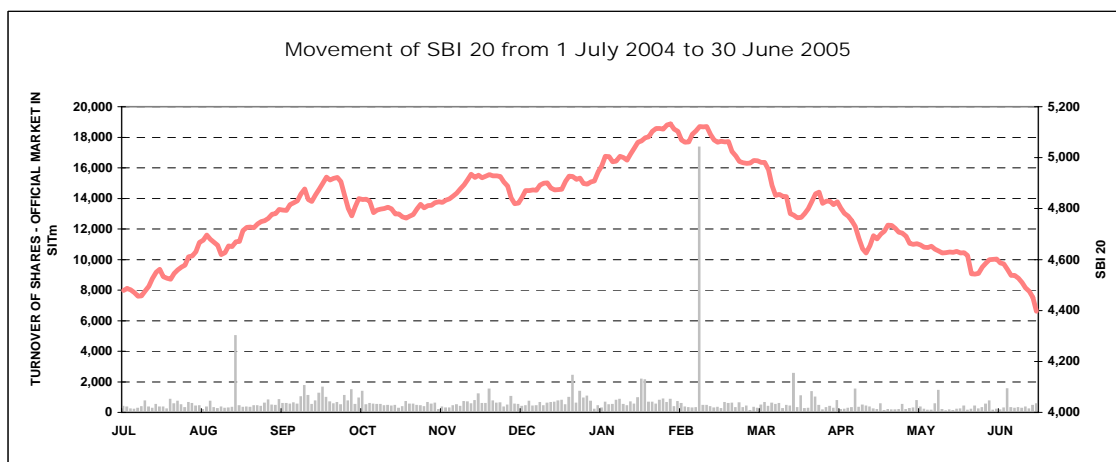
NOMINAL RETURN

STOCK EXCHANGE INDICES	Nominal return in June 2005	Nominal return in Half-year 2005
Slovene stock exchange index (SBI 20)	-4.98%	-10.35%
Investment fund index (PIX)	-3.31%	-7.89%
Bond index (BIO)	0.16%	-0.19%

MARKET SIZE

Market	Market capitalisation (in EURm)	Number of securities	Number of issuers
<b>Official market</b>	<b>8,936.29</b>	<b>92</b>	<b>34</b>
Shares	4,389.85	25	25
Bonds	4,546.44	67	9
<b>Free market</b>	<b>3,688.68</b>	<b>148</b>	<b>133</b>
Shares	1,824.09	107	105
Bonds	1,179.02	31	18
Closed-end funds	685.56	10	10
<b>Short term securities</b>	<b>-</b>	<b>10</b>	<b>1</b>
<b>Total</b>	<b>12,624.97</b>	<b>240</b>	<b>161</b>

Movement of SBI 20 from 1 July 2004 to 30 June 2005





#### ISSUER

Ljubljana Stock Exchange Inc.  
Slovenska 56  
1000 Ljubljana

#### INFORMATIONS

E-mail:	info@ljse.si
Phone:	+386 1 47-10-211 +386 1 47-10-205
Contact persons:	Nataša Žabkar, Darja Jermaniš

#### STATISTICS ON WEB:

<http://www.ljse.si/cgi-bin/jve.cgi?doc=1989&sid=oW6SxKEMNaGgXs4b>

**Investment Point of Slovenia**

**BORZA**  
LJUBLJANA STOCK EXCHANGE

Contact Contents SLO  
Search

WHAT'S NEW STATISTICAL DATA FOR ISSUERS FOR INVESTORS ABOUT THE LJSE

**Welcome**  
Welcome to the Ljubljana Stock Exchange website!

**QUICK LINKS**  
SEOnet  
Daily price list  
List of members  
LJSE Indices  
Statistical data

**INDICES AS AT Jun 7. 2005**

Index	Change %
SBI20	-1.54%
PIX	-0.27%
BIO	-0.62%

Descending, SBI20, 4,544,31 -1,54%

**TOP FIVE SECURITIES AS AT Jun 6. 2005**

Symbol	Value	Change in %	Turnover (in SIT mio)
TEAG	345.56	25.66%	2.55
RARG	2,063.07	1.35%	9.39
ZMIN	144.05	0.89%	4.94
MAIR	2,414.97	0.20%	3.58
IFIR	2,563.77	0.15%	8.96

**ABOUT THE LJSE**  
Market capitalisation (SIT mio): 3,073,511  
Turnover (SIT mio): 516,215,057  
No of securities: 244

**NEW**  
LJSE Liquidity Criteria

**MEDIA ROOM**  
Detailed information about Ljubljana Stock Exchange is available in media room.

**WHAT'S NEW**  
**Issuer's announcements >>**  
June 3. 2005  
KRKA, d.d., Novo mesto - The court rejected lawsuit against Krka  
June 2. 2005  
GORENJE, d.d., Velenje - The 8th Shareholder's Assembly Meeti...  
May 25. 2005  
PETROL, d.d., Ljubljana - The Bussiness Report January-March 2005

**Stock Exchange announcements >>**  
**Statistical announcements >>**

**ONE BY ONE**  
WE CAN START TO MAKE POVERTY HISTORY.  
ONE THE ONE CAMPAIGN TO FIGHT GLOBAL AIDS AND POVERTY  
WWW.ONE.ORG

**SEOnet**  
Company news on SEOnet

---

---

# INDEX

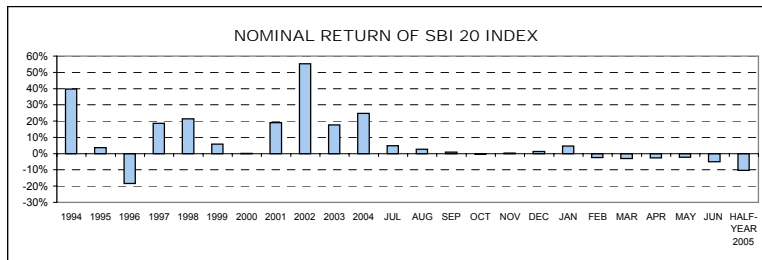
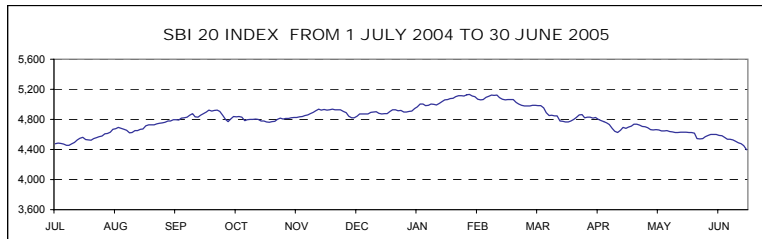
---

	Page
A) STOCK EXCHANGE INDICES	1
<b>A1) Values, yields and movements of Stock Exchange Indices</b>	1
<b>A2) Index compositions</b>	3
B) NUMBER OF ISSUERS, TRADED SECURITIES AND MEMBERS	4
C) TURNOVER	5
<b>C1) Monthly turnover by securities on official market</b>	5
<b>C2) Monthly turnover by securities on free market</b>	7
<b>C3) Turnover by securities on official market in first half-year 2005</b>	12
<b>C4) Turnover by securities on free market in first half-year 2005</b>	14
<b>C5) Most traded securities in June 2005</b>	19
<b>C6) Most traded securities in first half-year 2005</b>	20
<b>C7) Turnover by LJSE members in June 2005</b>	21
<b>C8) Turnover by LJSE members in first half-year 2005</b>	22
<b>C5) Turnover in Years 2004 and 2005</b>	23
D) MARKET CAPITALISATION	26
<b>D1) Market capitalisation of shares</b>	27
<b>D2) Market capitalisation of bonds</b>	30
<b>D3) Market capitalisation of investment funds</b>	32
E) OTHER	33
<b>E1) Indicators (shares on official market)</b>	33
<b>E2) Ownership and net inflow of foreign portfolio investments</b>	34
<b>E3) Record values</b>	35
<b>E4) New listed securities and changes in first half-year 2005</b>	36
F) LIST OF SECURITIES	38
<b>F1) Official market</b>	38
<b>F2) Free market</b>	40

## A) STOCK EXCHANGE INDICES

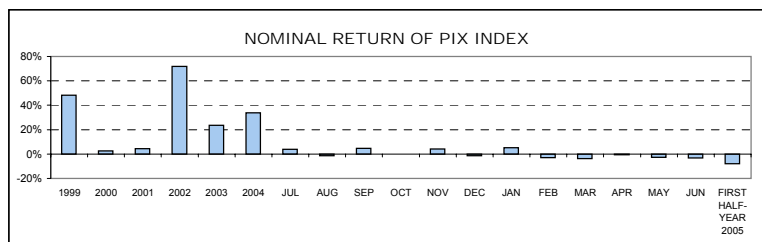
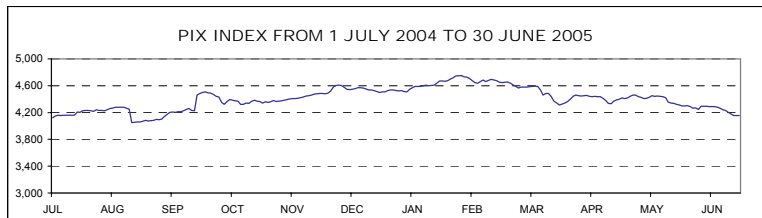
### SBI 20 - SLOVENE STOCK EXCHANGE INDEX

Year	Max	Date	Min	Date	Close	Nominal return
1994	1,598.03	28 June 1994	1,131.23	21 Oct 1994	1,396.81	39.68%
1995	1,590.17	9 Nov 1995	1,016.99	13 July 1995	1,448.75	3.72%
1996	1,589.18	13 Mar 1996	891.93	10 Sept 1996	1,183.26	-18.33%
1997	1,655.36	10 Feb 1997	1,156.14	6 Jan 1997	1,404.70	18.71%
1998	2,026.47	10 Aug 1998	1,378.49	6 Jan 1998	1,705.77	21.43%
1999	1,981.87	19 Feb 1999	1,679.48	5 Jan 1999	1,806.26	5.89%
2000	1,903.66	24 Jan 2000	1,584.23	25 May 2000	1,807.94	0.09%
2001	2,159.35	19 Dec 2001	1,700.24	25 Apr 2001	2,151.59	19.01%
2002	3,547.64	8 Nov 2002	2,140.80	3 Jan 2002	3,340.20	55.24%
2003	4,034.53	5 Dec 2003	3,067.67	3 Jul 2003	3,931.64	17.71%
2004	4,935.29	15 Nov 2004	3,922.74	5 Jan 2004	4,904.48	24.74%
Year 2005	Max	Date	Min	Date	Close	Nominal return
January	5,128.56	31 Jan 2005	4,908.79	3 Jan 2005	5,128.56	4.57%
February	5,131.61	1 Feb 2005	5,005.88	28 Feb 2005	5,005.88	-2.39%
March	4,989.02	7 Mar 2005	4,764.25	23 Mar 2005	4,858.45	-2.95%
April	4,865.12	1 Apr 2005	4,625.88	20 Apr 2005	4,734.72	-2.55%
May	4,734.07	3 May 2005	4,625.17	23 May 2005	4,627.39	-2.27%
June	4,615.29	1 Jun 2005	4,396.80	30 Jun 2005	4,396.80	-4.98%
First half-year	5,131.61	1 Feb 2005	4,396.80	30 Jun 2005	4,396.80	-10.35%



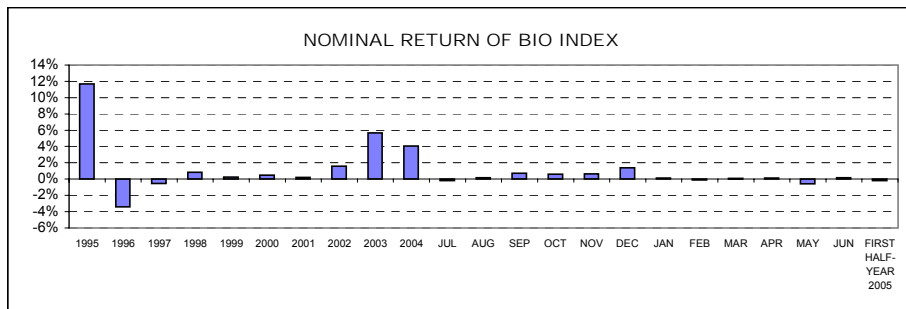
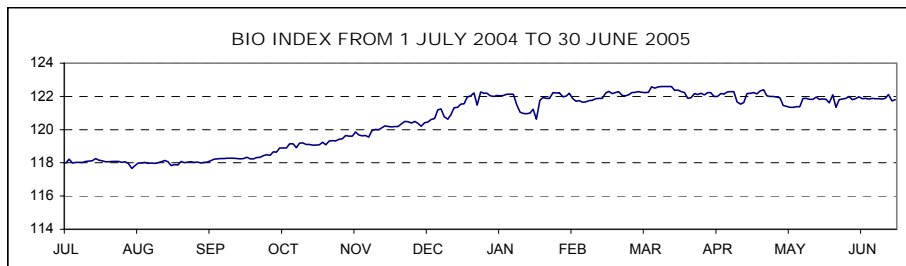
### PIX - INVESTMENT FUNDS INDEX

Year	Max	Date	Min	Date	Close	Nominal return
1999	1,633.77	8 Sep 1999	965.15	5 Jan 1999	1,483.50	48.35%
2000	1,572.13	17 Jan 2000	1,097.07	25 May 2000	1,520.79	2.51%
2001	1,588.02	28 Dec 2001	1,328.44	23 May 2001	1,588.02	4.42%
2002	3,013.05	27 Nov 2002	1,551.00	3 Jan 2002	2,729.73	71.89%
2003	3,374.22	29 Dec 2003	2,558.26	12 Mar 2003	3,372.03	23.53%
2004	4,606.40	26 Nov 2004	3,367.18	5 Jan 2004	4,513.38	33.85%
Year 2005	Max	Date	Min	Date	Close	Nominal return
January	4,752.47	31 Jan 2005	4,508.47	3 Jan 2005	4,752.47	5.30%
February	4,732.50	1 Feb 2005	4,614.44	28 Feb 2005	4,614.44	-2.90%
March	4,595.54	10 Mar 2005	4,312.28	23 Mar 2005	4,440.03	-3.78%
April	4,462.86	1 Apr 2005	4,330.72	20 Apr 2005	4,419.03	-0.47%
May	4,460.03	4 May 2005	4,299.59	30 May 2005	4,299.72	-2.70%
June	4,300.80	1 Jun 2005	4,152.75	29 Jun 2005	4,157.40	-3.31%
First half-year	4,752.47	31 Jan 2005	4,152.75	29 Jun 2005	4,157.40	-7.89%



## BIO - STOCK EXCHANGE BOND INDEX

Year	Max	Date	Min	Date	Close	Nominal return
1995	113.52	14 Dec 1995	100.46	5 July 1995	111.68	11.68%
1996	111.96	8 Jan 1996	106.61	28 June 1996	107.89	-3.39%
1997	110.97	8 Apr 1997	104.90	29 Jan 1997	107.31	-0.54%
1998	108.22	30 Dec 1998	101.68	25 May 1998	108.22	0.85%
1999	110.52	4 Feb 1999	104.53	16 Aug 1999	108.50	0.26%
2000	109.63	15 Dec 2000	103.96	9 June 2000	109.03	0.49%
2001	110.08	17 Sept 2001	107.81	21 Mar 2001	109.25	0.20%
2002	111.06	27 Dec 2002	107.17	12 Mar 2002	110.96	1.57%
2003	118.14	21 Nov 2003	110.20	24 Jan 2003	117.27	5.69%
2004	122.27	27 Dec 2004	116.28	14 Jan 2004	122.04	4.07%
Year 2004	Max	Date	Min	Date	Close	Nominal return
January	122.23	27 Jan 2005	120.63	20 Jan 2005	122.20	0.13%
February	122.31	22 Feb 2005	121.65	10 Feb 2005	122.06	-0.12%
March	122.60	16 Mar 2005	121.89	29 Mar 2005	122.16	0.08%
April	122.33	29 Apr 2005	121.53	20 Apr 2005	122.33	0.14%
May	122.41	3 May 2005	121.34	13 May 2005	121.61	-0.59%
June	122.11	28 Jun 2005	121.35	6 Jun 2005	121.80	0.16%
First half-year	122.60	16 Mar 2005	120.63	20 Jan 2005	121.80	-0.20%



## A2) INDEX COMPOSITIONS

COMPOSITION OF SLOVENE STOCK EXCHANGE INDEX - SBI 20 ON 30 JUNE 2005 \*

Issuer	Trading code	Adjusted number of shares	Base value in SIT	Adjusted share	Sector	Market capitalisation (free float) of index on 30 Jun 2005	Sector share
KRKA	KRKG	713,459	30,026.12	10.00	pharmaceuticals	54,622,627,943 SIT	10.48%
PETROL	PETG	862,577	22,251.50	10.00	oil and gas	54,229,801,953 SIT	10.41%
MERCATOR	MELR	1,413,358	4,520.37	10.00	trade	47,392,663,922 SIT	16.85%
GORENJE	GRVG	9,539,832	2,157.29	10.00	household appliances	51,368,560,980 SIT	14.16%
SAVA	SAVA	1,279,566	16,791.89	10.00	industrial conglomerates	55,684,652,219 SIT	17.47%
PIVOVARNA LAŠKO	PILR	7,431,885	6,199.69	9.33	food and beverages	47,673,832,941 SIT	9.15%
INTEREUROPA	IEKG	6,028,059	4,919.17	7.54	transport	37,853,437,613 SIT	18.80%
ISTRABENZ	ITBG	4,329,907	2,700.00	7.26	industrial conglomerates	35,350,010,234 SIT	
LUKA KOPER	LKPG	5,115,201	2,310.79	7.13	transport	38,040,675,645 SIT	
MERKUR	MER	995,500	18,003.70	7.02	trade	35,985,483,325 SIT	
AERODROM LJUBLJANA	AELG	1,936,229	11,492.98	3.97	transport	22,071,887,587 SIT	
TERME ČATEŽ	TCRG	381,720	39,457.14	2.63	health resort	13,362,944,567 SIT	
DELO	DELR	500,674	29,663.00	2.53	publishing	14,018,796,899 SIT	2.69%
ŽITO	ZTOG	300,312	18,007.22	1.87	food and beverages	9,067,113,001 SIT	
KOMPAS MTS	MTSG	2,973,005	1,335.81	0.72	trade	4,417,558,399 SIT	
<b>Market capitalisation of index</b>						<b>521,140,047,228.25</b>	
<b>Share of market capitalisation (shares official market) in index</b>							<b>49.55%</b>

COMPOSITION OF INVESTMENT FUNDS INDEX - PIX ON 30 JUNE 2005

Issuer	Trading code	Adjusted number of shares	Base value in SIT	Adjusted share	Market capitalisation of index on 30 Jun 2005
NFD 1 DELNIŠKI INVESTICIJSKI SKLAD	NF1N	63,182,985	65.42	15.00	20,034,692,714 SIT
INFOND ID	IFIR	8,124,367	1691.31	15.00	19,011,100,024 SIT
MAKSIMA ID	MAIR	7,811,823	1707.96	14.30	18,096,947,280 SIT
KD ID	KDIN	92,046,145	57.74	14.23	20,599,006,790 SIT
ZLATA MONETA I, ID	ZM1N	136,595,600	23.56	13.77	19,097,430,836 SIT
KRONA SENIOR	SN0N	73,170,428	26.93	8.10	10,928,003,422 SIT
MODRA LINIJA	ML0G	34,156,833	170.00	6.01	8,032,320,848 SIT
ZVON ENA ID	ZVIR	2,277,577	2500.14	4.94	5,993,739,961 SIT
VIPA INVEST	VIIN	3,079,247	1674.92	4.50	6,370,130,646 SIT
INFOND ID 1	IFDR	4,956,471	1232.99	4.15	5,174,357,465 SIT
<b>Market capitalisation of index</b>					<b>133,337,729,985 SIT</b>
<b>Share of market capitalisation (inv.funds) in index</b>					<b>81.18%</b>

COMPOSITION OF STOCK EXCHANGE BOND INDEX - BIO ON 30 JUNE 2005

Bonds	Trading code	Base value	Share
SLOVENSKA ODŠKODNINSKA DRUŽBA 2 <sup>nd</sup> issue	SOS2E	104.03	50.00
REPUBLIKA SLOVENIJA 53 <sup>rd</sup> issue	RS53	103.50	44.56
REPUBLIKA SLOVENIJA 29 <sup>th</sup> issue	RS29	105.00	5.44

## B) NUMBER OF ISSUERS, TRADED SECURITIES AND MEMBERS

	31 Dec 2002	31 Dec 2003	30 Jun 2004	31 Dec 2004	31 May 2005	30 Jun 2005
<b>NUMBER OF ISSUERS</b>	<b>191</b>	<b>181</b>	<b>175</b>	<b>172</b>	<b>168</b>	<b>161</b>
<b>Official market</b>	<b>48</b>	<b>45</b>	<b>45</b>	<b>40</b>	<b>36</b>	<b>34</b>
Shares	35	32	32	29	26	25
Bonds	15	13	13	11	10	9
<b>Free market</b>	<b>148</b>	<b>140</b>	<b>134</b>	<b>137</b>	<b>138</b>	<b>133</b>
Shares	101	102	109	111	109	105
Bonds	14	12	11	15	18	18
Authorised closed-end funds	29	18	4	-		
Closed-end funds	4	8	10	11	11	10
Pension coupons	1	-	1	-	-	-
	31 Dec 2002	31 Dec 2003	30 Jun 2004	31 Dec 2004	31 May 2005	30 Jun 2005
<b>NUMBER OF SECURITIES</b>	<b>266</b>	<b>254</b>	<b>250</b>	<b>254</b>	<b>244</b>	<b>240</b>
<b>Official market</b>	<b>109</b>	<b>106</b>	<b>107</b>	<b>105</b>	<b>91</b>	<b>92</b>
Shares	36	32	32	29	26	25
Bonds	73	74	75	76	65	67
<b>Free market</b>	<b>157</b>	<b>148</b>	<b>143</b>	<b>149</b>	<b>153</b>	<b>148</b>
Shares	104	104	111	113	111	107
Bonds	19	18	18	25	31	31
Authorised closed-end funds	29	18	4	-		
Closed-end funds	4	8	10	11	11	10
Pension coupons	1	-	-	-	-	-
<b>Short term securities</b>	<b>10</b>	<b>10</b>	<b>10</b>	<b>10</b>	<b>10</b>	<b>10</b>
	31 Dec 2002	31 Dec 2003	30 Jun 2004	31 Dec 2004	31 May 2005	30 Jun 2005
<b>NUMBER OF MEMBERS</b>	<b>27</b>	<b>27</b>	<b>27</b>	<b>27</b>	<b>27</b>	<b>27</b>

## C) TURNOVER

### C1) TURNOVER BY SECURITIES ON OFFICIAL MARKET IN JUNE 2005

#### 1. Shares

Issue	Total (in SIT)	Total (in EUR)	Block trades (in SIT)	Cross trades (in SIT)	Share in total turnover on official market	Share in turnover of shares	Volume in pieces	Number of bargains
<b>Total shares</b>	<b>7,341,824,111</b>	<b>30,643,080</b>	<b>3,258,408,515</b>	<b>465,656,894</b>	<b>17.72%</b>	<b>100.00%</b>	<b>554,245</b>	<b>4,105</b>
<b>Common shares</b>	<b>7,340,863,561</b>	<b>30,639,070</b>	<b>3,258,408,515</b>	<b>465,656,894</b>	<b>17.71%</b>	<b>99.99%</b>	<b>554,090</b>	<b>4,103</b>
1 KRKA	2,010,004,189	8,389,387	869,943,415	97,089,786	4.85%	27.38%	25,651	926
2 PIVOVARNA LAŠKO	972,268,860	4,058,135	593,150,748	7,541,167	2.35%	13.24%	131,558	165
3 PETROL	881,434,548	3,678,953	490,697,000	34,911,100	2.13%	12.01%	13,677	475
4 LUKA KOPER	717,804,111	2,995,887	483,600,000	47,164,057	1.73%	9.78%	93,229	255
5 MERCATOR	709,092,098	2,959,559	147,710,136	49,845,231	1.71%	9.66%	19,718	518
6 INTEREUROPA	423,624,589	1,767,994	291,750,000	73,311,920	1.02%	5.77%	65,776	124
7 GORENJE	416,833,036	1,739,732	0	58,759,693	1.01%	5.68%	74,489	387
8 MERKUR	321,505,853	1,341,836	190,000,000	31,531,167	0.78%	4.38%	8,534	118
9 SAVA	251,111,955	1,048,115	73,794,651	6,919,655	0.81%	3.42%	5,979	213
10 ISTRABENZ	166,559,630	695,217	85,009,600	4,526,057	0.40%	2.27%	19,907	204
11 DELO	95,326,947	397,867	0	15,870,000	0.23%	1.30%	3,251	35
12 ŽITO	93,962,692	392,183	32,752,965	1,731,945	0.23%	1.28%	2,923	102
13 KOMPAS MTS	73,591,997	307,158	0	2,648,121	0.18%	1.00%	49,782	166
14 RADENSKA	57,777,907	241,133	0	4,869,549	0.14%	0.79%	28,810	178
15 SALUS, LJUBLJANA	54,391,869	227,011	0	8,715,003	0.13%	0.74%	420	34
16 AERODROM LJUBLJANA	27,355,299	114,175	0	3,442,267	0.07%	0.37%	2,367	69
17 ETOL	26,288,884	109,720	0	52,000	0.06%	0.36%	513	41
18 TERME ČATEŽ	23,202,477	96,843	0	4,609,808	0.06%	0.32%	637	39
19 NIKA	11,033,603	46,056	0	10,666,383	0.03%	0.15%	3,179	3
20 GEODETSKI ZAVOD SLOVENIJE	2,481,000	10,355	0	0	0.01%	0.03%	1,110	5
21 PIVOVARNA UNION	1,845,838	7,704	0	180,200	0.00%	0.03%	47	13
22 MLINOTEST	1,479,877	6,177	0	1,262,050	0.00%	0.02%	971	7
23 EMONA OBALA	1,149,001	4,796	0	9,735	0.00%	0.02%	1,425	18
24 DELO PRODAJA	737,301	3,077	0	0	0.00%	0.01%	137	8
25 COMET	0	0	0	0	0.00%	0.00%	0	0
<b>Preferred shares</b>	<b>960,550</b>	<b>4,010</b>	<b>0</b>	<b>0</b>	<b>0.00%</b>	<b>0.01%</b>	<b>155</b>	<b>2</b>
1 PROBANKA	960,550	4,010	0	0	0.00%	0.01%	155	2



## 2. Bonds

Issue	Total (in SIT)	Total (in EUR)	Block trades (in SIT)	Cross trades (in SIT)	Share in total turnover on official market	Share in turnover of bonds	Volume in pieces	Number of bargains
<b>Total bonds</b>	<b>34,098,419,495</b>	<b>142,314,804</b>	<b>32,945,657,442</b>	<b>717,323,131</b>	<b>82.28%</b>	<b>100.00%</b>	<b>2,984,335</b>	<b>708</b>
1 REPUBLIKA SLOVENIJA 59 <sup>th</sup> issue	8,506,455,305	35,504,101	8,392,163,485	15,266,140	20.53%	24.95%	842,255	30
2 REPUBLIKA SLOVENIJA 58 <sup>th</sup> issue	6,355,209,890	26,523,995	6,293,314,840	60,512,000	15.34%	18.64%	640,325	15
3 REPUBLIKA SLOVENIJA 60 <sup>th</sup> issue	4,481,607,880	18,703,442	4,441,551,760	3,793,920	10.81%	13.14%	452,083	22
4 NLB 13 <sup>th</sup> issue	3,511,254,300	14,654,040	3,157,905,000	353,349,300	8.47%	10.30%	30,526	16
5 REPUBLIKA SLOVENIJA 55 <sup>th</sup> issue	3,442,794,042	14,369,454	3,439,421,924	856,800	8.31%	10.10%	336,159	19
6 REPUBLIKA SLOVENIJA 57 <sup>th</sup> issue	1,811,789,404	7,562,125	1,781,716,100	17,435,504	4.37%	5.31%	169,221	14
7 REPUBLIKA SLOVENIJA 52 <sup>nd</sup> issue	1,071,500,000	4,472,113	1,071,500,000	0	2.59%	3.14%	100,000	1
8 REPUBLIKA SLOVENIJA 38 <sup>th</sup> issue	857,708,661	3,579,399	831,738,375	20,055,933	2.07%	2.52%	30,942	12
9 REPUBLIKA SLOVENIJA 26 <sup>th</sup> issue	710,513,818	2,965,766	705,969,591	1,142,821	1.71%	2.08%	27,979	14
10 REPUBLIKA SLOVENIJA 50 <sup>th</sup> issue	691,430,201	2,885,674	691,232,785	0	1.67%	2.03%	27,886	5
11 REPUBLIKA SLOVENIJA 56 <sup>th</sup> issue	541,847,200	2,261,603	532,306,000	8,499,700	1.31%	1.59%	52,085	9
12 REPUBLIKA SLOVENIJA 18 <sup>th</sup> issue	520,972,140	2,174,520	495,987,760	24,984,380	1.26%	1.53%	20,267	3
13 REPUBLIKA SLOVENIJA 54 <sup>th</sup> issue	446,153,280	1,862,090	345,868,480	100,284,800	1.08%	1.31%	39,516	11
14 REPUBLIKA SLOVENIJA 53 <sup>rd</sup> issue	372,098,753	1,553,054	335,186,937	1,298,510	0.90%	1.09%	14,321	15
15 REPUBLIKA SLOVENIJA 27 <sup>th</sup> issue	281,264,824	1,174,032	276,801,027	0	0.68%	0.82%	10,769	2
16 REPUBLIKA SLOVENIJA 33 <sup>rd</sup> issue	147,587,978	616,024	122,543,378	19,106,290	0.36%	0.43%	819	3
17 REPUBLIKA SLOVENIJA 39 <sup>th</sup> issue	137,836,116	575,284	0	26,486,952	0.33%	0.40%	174,560	433
18 REPUBLIKA SLOVENIJA 21 <sup>st</sup> issue	70,968,336	296,197	0	3,021,019	0.17%	0.21%	8,435	10
19 NOVA KBM 5 <sup>th</sup> issue	49,353,000	205,961	30,450,000	18,903,000	0.12%	0.14%	470	3
20 BANKA CELJE 7 <sup>th</sup> issue	14,534,767	60,660	0	0	0.04%	0.04%	600	1
21 BANKA CELJE 8 <sup>th</sup> issue	12,195,808	50,900	0	0	0.03%	0.04%	500	3
22 REPUBLIKA SLOVENIJA 51 <sup>st</sup> issue	11,219,900	46,826	0	9,358,200	0.03%	0.03%	1,081	5
23 REPUBLIKA SLOVENIJA 25 <sup>th</sup> issue	6,396,000	26,692	0	6,396,000	0.02%	0.02%	615	6
24 REPUBLIKA SLOVENIJA 42 <sup>nd</sup> issue	6,394,500	26,686	0	6,394,500	0.02%	0.02%	630	10
25 NLB 10 <sup>th</sup> issue	6,119,000	25,538	0	6,119,000	0.01%	0.02%	58	3
26 BTC 2 <sup>nd</sup> issue	5,696,295	23,775	0	0	0.01%	0.02%	1,011	3
27 REPUBLIKA SLOVENIJA 48 <sup>th</sup> issue	5,683,593	23,721	0	0	0.01%	0.02%	227	3
28 REPUBLIKA SLOVENIJA 49 <sup>th</sup> issue	4,981,229	20,791	0	4,308,926	0.01%	0.01%	52	6
29 REPUBLIKA SLOVENIJA 32 <sup>nd</sup> issue	4,533,305	18,920	0	4,456,027	0.01%	0.01%	176	3
30 REPUBLIKA SLOVENIJA 29 <sup>th</sup> issue	4,160,471	17,364	0	612,484	0.01%	0.01%	163	8
31 BTC HIPOTEKARNE	2,892,949	12,075	0	0	0.01%	0.01%	115	1
32 REPUBLIKA SLOVENIJA 31 <sup>st</sup> issue	2,544,000	10,618	0	2,544,000	0.01%	0.01%	240	4
33 REPUBLIKA SLOVENIJA 27 <sup>th</sup> issue	1,967,150	8,211	0	1,967,150	0.00%	0.01%	186	8
34 ABANKA 4 <sup>th</sup> issue	359,405	1,500	0	122,180	0.00%	0.00%	15	3
35 REPUBLIKA SLOVENIJA 43 <sup>rd</sup> issue	300,450	1,254	0	0	0.00%	0.00%	30	1
36 REPUBLIKA SLOVENIJA 10 <sup>th</sup> issue	47,950	200	0	0	0.00%	0.00%	14	2
37 BANKA VIPA 3 <sup>rd</sup> issue	47,595	199	0	47,595	0.00%	0.00%	4	1
38 ABANKA 3 <sup>rd</sup> issue	0	0	0	0	0.00%	0.00%	0	0
39 ABANKA 5 <sup>th</sup> issue	0	0	0	0	0.00%	0.00%	0	0
40 ABANKA 6 <sup>th</sup> issue	0	0	0	0	0.00%	0.00%	0	0
41 ABANKA VIPA 7 <sup>th</sup> issue	0	0	0	0	0.00%	0.00%	0	0
42 BANKA CELJE 4 <sup>th</sup> issue	0	0	0	0	0.00%	0.00%	0	0
43 BANKA CELJE 5 <sup>th</sup> issue	0	0	0	0	0.00%	0.00%	0	0
44 BANKA CELJE 6 <sup>th</sup> issue, A series	0	0	0	0	0.00%	0.00%	0	0
45 BANKA VIPA 4 <sup>th</sup> issue	0	0	0	0	0.00%	0.00%	0	0
46 BANKA VIPA 5 <sup>th</sup> issue	0	0	0	0	0.00%	0.00%	0	0
47 BANKA VIPA 6 <sup>th</sup> issue	0	0	0	0	0.00%	0.00%	0	0
48 BANKA VIPA 7 <sup>th</sup> issue	0	0	0	0	0.00%	0.00%	0	0
49 DEŽELNA BANKA SLOVENIJE 3 <sup>rd</sup> issue	0	0	0	0	0.00%	0.00%	0	0
50 HOTELI BERNARDIN	0	0	0	0	0.00%	0.00%	0	0
51 NFD INVESTICIJSKO SVETOVANJE	0	0	0	0	0.00%	0.00%	0	0
52 NLB 11 <sup>th</sup> issue	0	0	0	0	0.00%	0.00%	0	0
53 NLB 12 <sup>th</sup> issue	0	0	0	0	0.00%	0.00%	0	0
54 NLB 16 <sup>th</sup> issue	0	0	0	0	0.00%	0.00%	0	0
55 NLB 17 <sup>th</sup> issue	0	0	0	0	0.00%	0.00%	0	0
56 NLB 3 <sup>rd</sup> issue	0	0	0	0	0.00%	0.00%	0	0
57 NLB 9 <sup>th</sup> issue	0	0	0	0	0.00%	0.00%	0	0
58 NOVA KBM 2 <sup>nd</sup> issue	0	0	0	0	0.00%	0.00%	0	0
59 NOVA KBM 3 <sup>rd</sup> issue, A series	0	0	0	0	0.00%	0.00%	0	0
60 NOVA KBM 3 <sup>rd</sup> issue, B series	0	0	0	0	0.00%	0.00%	0	0
61 NOVA KBM 6 <sup>th</sup> issue	0	0	0	0	0.00%	0.00%	0	0
62 NOVA KBM 7 <sup>th</sup> issue	0	0	0	0	0.00%	0.00%	0	0
63 NOVA KBM 8 <sup>th</sup> issue	0	0	0	0	0.00%	0.00%	0	0
64 REPUBLIKA SLOVENIJA 22 <sup>nd</sup> issue	0	0	0	0	0.00%	0.00%	0	0
65 REPUBLIKA SLOVENIJA 41 <sup>st</sup> issue	0	0	0	0	0.00%	0.00%	0	0
66 REPUBLIKA SLOVENIJA 44 <sup>th</sup> issue	0	0	0	0	0.00%	0.00%	0	0
67 REPUBLIKA SLOVENIJA 45 <sup>th</sup> issue	0	0	0	0	0.00%	0.00%	0	0
68 STANOVANJSKI SKLAD RS 1 <sup>st</sup> issue	0	0	0	0	0.00%	0.00%	0	0
69 STANOVANJSKI SKLAD RS 2 <sup>nd</sup> issue	0	0	0	0	0.00%	0.00%	0	0
<b>Total official market</b>	<b>41,440,243,606</b>	<b>172,957,884</b>	<b>36,204,065,957</b>	<b>1,182,980,025</b>	<b>100.00%</b>	<b>-</b>	<b>3,538,580</b>	<b>4,813</b>

## C2) TURNOVER BY SECURITIES ON FREE MARKET IN JUNE 2005

## 1. Shares (1)

Issue	Total (in SIT)	Total (in EUR)	Block trades (in SIT)	Cross trades (in SIT)	Share in total turnover on free market	Share in turnover of shares	Volume in pieces	Number of bargains
<b>Total shares</b>	<b>3,374,783,850</b>	<b>14,085,318</b>	<b>1,925,355,718</b>	<b>421,325,592</b>	<b>37.10%</b>	<b>100.00%</b>	<b>1,507,745</b>	<b>8,580</b>
<b>Total common shares</b>	<b>3,281,369,138</b>	<b>13,695,450</b>	<b>1,867,980,718</b>	<b>404,402,763</b>	<b>36.07%</b>	<b>97.23%</b>	<b>1,493,710</b>	<b>8,373</b>
1 ISKRA AVTOELEKTRIKA	925,650,217	3,863,246	862,537,100	37,857,435	10.18%	27.43%	97,176	46
2 KD GROUP	667,539,631	2,786,213	657,174,000	2,258,113	7.34%	19.78%	8,486	23
3 KD HOLDING	207,646,585	866,663	0	54,739,169	2.28%	6.15%	16,522	596
4 INFOND HOLDING	195,477,019	815,808	134,836,158	8,582,242	2.15%	5.79%	206,711	358
5 CETIS	172,059,000	718,202	171,324,000	0	1.89%	5.10%	4,784	5
6 ZVON ENA HOLDING	105,765,720	441,435	0	25,811,359	1.16%	3.13%	53,451	392
7 VIPA HOLDING	99,158,114	413,875	0	53,399,154	1.09%	2.94%	107,041	238
8 NFD HOLDING	93,652,828	390,879	0	17,856,526	1.03%	2.78%	115,649	757
9 HELIOS, DOMŽALE	79,816,661	333,116	0	1,650,103	0.88%	2.37%	387	72
10 POM-INVEST	66,882,857	279,124	0	56,610,712	0.74%	1.98%	66,098	653
11 INFOND HOLDING 1	53,994,587	225,373	0	16,822,486	0.59%	1.60%	83,829	328
12 HRAM HOLDING	49,268,675	205,650	42,109,460	2,287,107	0.54%	1.46%	122,558	80
13 ZLATA MONETA II	39,269,627	163,904	0	20,945,654	0.43%	1.16%	82,211	233
14 LESNINA	36,458,107	152,161	0	4,426,001	0.40%	1.08%	132	43
15 ZVON DVA HOLDING	34,665,182	144,684	0	5,282,863	0.38%	1.03%	82,532	418
16 MAKSIMA HOLDING	33,034,975	137,879	0	13,892,086	0.36%	0.98%	41,115	525
17 AKTIVA NALOŽBE	26,629,120	111,142	0	5,226,425	0.29%	0.79%	28,098	263
18 BELINKA	25,094,810	104,738	0	120,000	0.28%	0.74%	4,643	48
19 CINKARNA CELJE	23,871,530	99,627	0	3,547,000	0.26%	0.71%	876	32
20 AKTIVA INVEST	23,598,047	98,492	0	6,484,916	0.26%	0.70%	1,124	297
21 TRIGLAV, FINANČNA DRUŽBA	19,460,300	81,221	0	2,666,850	0.21%	0.58%	16,922	349
22 JUTEKS	19,321,050	80,644	0	3,319,386	0.21%	0.57%	735	48
23 MAKSIMA INVEST	18,193,615	75,935	0	1,071,493	0.20%	0.54%	46,610	528
24 UNIT-AS LJUBLJANA	17,810,741	74,335	0	199,332	0.20%	0.53%	3,678	25
25 LIP BLEJ	16,472,332	68,745	0	11,419,620	0.18%	0.49%	13,189	10
26 KS2 NALOŽBE	16,254,433	67,841	0	169,682	0.18%	0.48%	40,635	199
27 TEKSTINA	15,731,974	65,660	0	146,048	0.17%	0.47%	35,188	52
28 ARKADA HOLDING	15,453,826	64,499	0	5,582,903	0.17%	0.46%	16,965	108
29 SLOVENIJALES	14,578,140	60,842	0	2,187,500	0.16%	0.43%	1,166	29
30 TRIGLAV NALOŽBE	14,234,420	59,409	0	2,411,480	0.16%	0.42%	37,459	357
31 ETRA 33	12,970,322	54,134	0	1,753,870	0.14%	0.38%	140	26
32 POM-NALOŽBE	11,684,057	48,762	0	4,910,981	0.13%	0.35%	29,525	261
33 LIV POSTOJNA	11,612,280	48,464	0	2,789,280	0.13%	0.34%	679	20
34 SATURNUS EMBALAŽA	11,576,650	48,319	0	142,400	0.13%	0.34%	324	14
35 TOSAMA	9,756,184	40,719	0	959,837	0.11%	0.29%	905	44
36 DANA	9,736,000	40,634	0	5,014,000	0.11%	0.29%	4,868	58
37 DZS	9,680,902	40,408	0	1,357,000	0.11%	0.29%	1,757	6
38 AGROKOMBINAT MARIBOR	9,551,420	39,869	0	3,691,100	0.10%	0.28%	9,738	32
39 MEDALJON	5,211,924	21,753	0	3,925,574	0.06%	0.15%	2,172	10
40 MERCATA	5,072,723	21,172	0	2,303,987	0.06%	0.15%	13,089	81
41 M1	3,517,096	14,679	0	18,720	0.04%	0.10%	9,100	88
42 MODRA LINIJA HOLDING	3,486,726	14,553	0	717,389	0.04%	0.10%	3,734	64
43 VIZIJA HOLDING	3,091,097	12,901	0	0	0.03%	0.09%	4,416	45
44 MELAMIN	2,875,100	11,999	0	250,000	0.03%	0.09%	575	6
45 CERTIUS INVEST	2,866,868	11,965	0	741,200	0.03%	0.08%	7,167	29
46 TRDNJAVA HOLDING	2,620,911	10,939	0	874,720	0.03%	0.08%	9,360	33
47 VELANA	2,553,269	10,657	0	774,827	0.03%	0.08%	4,185	6
48 VIZIJA HOLDING ENA	2,543,400	10,615	0	0	0.03%	0.08%	4,239	44
49 FINIRA	2,210,266	9,225	0	288,110	0.02%	0.07%	6,617	78
50 ALPETOUR POTOVALNA AGENCIJA	2,166,331	9,041	0	2,105,079	0.02%	0.06%	844	8
51 MITOL SEŽANA	2,027,100	8,462	0	0	0.02%	0.06%	466	4
52 GRAND HOTEL UNION	1,739,379	7,260	0	0	0.02%	0.05%	643	8
53 KRONA HOLDING	1,719,781	7,178	0	128,510	0.02%	0.05%	3,802	17
54 HOTELI PALACE	1,677,680	7,002	0	507,000	0.02%	0.05%	1,100	15
55 JAVOR PIVKA	1,479,920	6,177	0	721,120	0.02%	0.04%	2,955	6
56 GEA	1,438,260	6,003	0	957,100	0.02%	0.04%	2,408	6
57 AVTOPREVOŽNIŠTVO IN SERVISI	1,409,760	5,883	0	0	0.02%	0.04%	14,240	4
58 GORENJSKI TISK	1,402,206	5,852	0	497,278	0.02%	0.04%	494	6
59 JADRAN	1,401,440	5,850	0	0	0.02%	0.04%	304	4
60 FOND INVEST	1,393,705	5,817	0	539,390	0.02%	0.04%	1,305	78
61 JATA EMONA	1,324,053	5,526	0	0	0.01%	0.04%	1,475	11
62 MIP	1,262,473	5,269	0	0	0.01%	0.04%	611	5
63 AKTIVA AVANT	1,208,254	5,043	0	327,950	0.01%	0.04%	3,450	42
64 PLAMA - PUR	1,171,796	4,891	0	0	0.01%	0.03%	404	5
65 TRDNJAVA I HOLDING	958,405	4,000	0	352,780	0.01%	0.03%	3,091	8
66 INTERTRADE ITS	695,200	2,902	0	0	0.01%	0.02%	399	5
67 IMP ČRPALKE LJUBLJANA	653,371	2,727	0	0	0.01%	0.02%	397	9
68 CREINA	633,770	2,645	0	395,630	0.01%	0.02%	132	3
69 CAPITA	574,750	2,399	0	0	0.01%	0.02%	1,045	2
70 UNITAS, LJUBLJANA	571,025	2,383	0	0	0.01%	0.02%	278	8

## 1. Shares (2)

	Issue	Total (in SIT)	Total (in EUR)	Block trades (in SIT)	Cross trades (in SIT)	Share in total turnover on free market	Share in turnover of shares	Volume in pieces	Number of bargains
71	GOZDNO GOSPODARSTVO BLEĐ	561,840	2,345	0	0	0.01%	0.02%	307	2
72	NAMA	503,940	2,103	0	0	0.01%	0.01%	227	3
73	IMP KLIMAT	440,000	1,836	0	0	0.00%	0.01%	200	2
74	KOMPAS HOTELI	380,000	1,586	0	0	0.00%	0.01%	95	4
75	ŽELEZARNA RAVNE - MONTER DRAVOGRAD	358,250	1,495	0	0	0.00%	0.01%	256	4
76	MARINA PORTOROŽ	344,100	1,436	0	0	0.00%	0.01%	36	2
77	SUJAJ HRASTNIK	299,700	1,251	0	0	0.00%	0.01%	142	4
78	TERME DOBRNA	241,700	1,009	0	0	0.00%	0.01%	201	3
79	TOVARNA SLADKORJA ORMOŽ	241,507	1,008	0	0	0.00%	0.01%	36	6
80	MEDVEŠEK PUŠNIK	225,000	939	0	225,000	0.00%	0.01%	10	1
81	ZDRAVILIŠČE ROGAŠKA	215,830	901	0	0	0.00%	0.01%	2,100	6
82	LESNINA EMMI	207,000	864	0	0	0.00%	0.01%	345	1
83	MK TISKARNA	196,100	818	0	0	0.00%	0.01%	63	2
84	COLOR	187,792	784	0	22,322	0.00%	0.01%	94	13
85	KLASJE CELJE	172,154	719	0	136,964	0.00%	0.01%	697	3
86	ŽITO INTES	109,198	456	0	0	0.00%	0.00%	355	3
87	ELMO	76,700	320	0	0	0.00%	0.00%	118	1
88	FRUCTAL	38,550	161	0	0	0.00%	0.00%	25	2
89	L EGOLES	0	0	0	0	0.00%	0.00%	0	0
90	JELEN GOSTINSKO PODJETJE	0	0	0	0	0.00%	0.00%	0	0
91	INTARA	0	0	0	0	0.00%	0.00%	0	0
92	CAP NALOŽBE	0	0	0	0	0.00%	0.00%	0	0
93	GEA COLLEGE	0	0	0	0	0.00%	0.00%	0	0
94	INTERTRADE ITA	0	0	0	0	0.00%	0.00%	0	0
95	HIDROTEHNIK	0	0	0	0	0.00%	0.00%	0	0
96	KEMA PUCONCI	0	0	0	0	0.00%	0.00%	0	0
97	UPIMO GROUP	0	0	0	0	0.00%	0.00%	0	0
98	NIKO	0	0	0	0	0.00%	0.00%	0	0
99	KOŠAKI TMI	0	0	0	0	0.00%	0.00%	0	0
100	GORIŠKE OPEKARNE	0	0	0	0	0.00%	0.00%	0	0
101	SVILANIT KAMNIK	0	0	0	0	0.00%	0.00%	0	0
102	INLES	0	0	0	0	0.00%	0.00%	0	0
103	D HOLDING	0	0	0	0	0.00%	0.00%	0	0
104	LIZ INŽENIRING	0	0	0	0	0.00%	0.00%	0	0
105	SWATY	0	0	0	0	0.00%	0.00%	0	0
106	METALKA TRGOVINA	0	0	0	0	0.00%	0.00%	0	0
107	RTC KRVAVEC	0	0	0	0	0.00%	0.00%	0	0
108	EGOLES	0	0	0	0	0.00%	0.00%	0	0
109	GRADIS, GP LJUBLJANA	0	0	0	0	0.00%	0.00%	0	0
	<b>Preferred shares</b>	<b>93,414,712</b>	<b>389,868</b>	<b>57,375,000</b>	<b>16,922,829</b>	<b>1.03%</b>	<b>2.77%</b>	<b>14,035</b>	<b>207</b>
1	KD HOLDING	93,414,712	389,868	57,375,000	16,922,829	1.03%	2.77%	14,035	207
2	ZDRAVILIŠČE ROGAŠKA	0	0	0	0	0.00%	0.00%	0	0

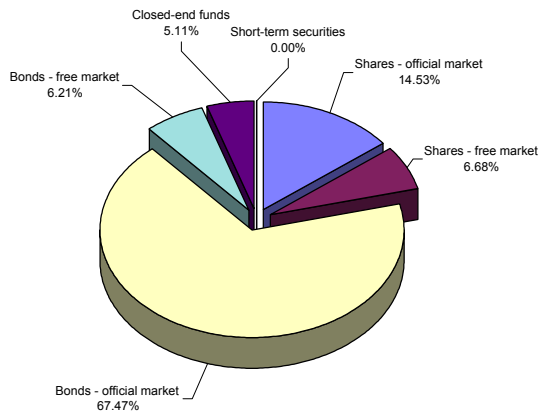
## 2. Bonds

Issue	Total (in SIT)	Total (in EUR)	Block trades (in SIT)	Cross trades (in SIT)	Share in total turnover on free market	Share in turnover of bonds	Volume in pieces	Number of bargains
<b>Total bonds</b>	<b>3,140,706,941</b>	<b>13,108,477</b>	<b>2,116,588,948</b>	<b>229,948,389</b>	<b>34.53%</b>	<b>100.00%</b>	<b>187,114</b>	<b>409</b>
1 SLOV. ODŠKODNINSKA DRUŽBA 2 <sup>nd</sup> issue	2,277,344,818	9,504,945	1,303,209,319	217,750,814	25.03%	72.51%	175,723	382
2 ZAVAROVALNICA TRIGLAV 1 <sup>st</sup> issue	495,563,504	2,068,561	495,563,504	0	5.45%	15.78%	1,903	1
3 POSLOVNI SISTEM MERCATOR	212,191,071	885,549	193,814,948	0	2.33%	6.76%	8,537	8
4 ABANKA VIPA 10 <sup>th</sup> issue	125,237,381	522,660	124,001,177	740,296	1.38%	3.99%	505	3
5 BANKA ZASAVJE 3 <sup>rd</sup> issue	13,308,952	55,550	0	0	0.15%	0.42%	55	2
6 PROBANKA 6 <sup>th</sup> issue	5,128,005	21,403	0	3,992,926	0.06%	0.16%	211	2
7 STANOVANJSKI SKLAD 3 <sup>rd</sup> issue	2,978,257	12,432	0	0	0.03%	0.09%	36	1
8 NLB 8 <sup>th</sup> issue	2,728,084	11,385	0	2,728,084	0.03%	0.09%	11	1
9 FACTOR BANKA 6 <sup>th</sup> issue	2,376,938	9,921	0	2,376,938	0.03%	0.08%	23	3
10 PROBANKA 7 <sup>th</sup> issue	1,948,066	8,132	0	457,466	0.02%	0.06%	80	3
11 DARS 1 <sup>st</sup> issue	1,709,250	7,135	0	1,709,250	0.02%	0.05%	15	1
12 KD INVESTMENTS 1 <sup>st</sup> issue	192,615	804	0	192,615	0.00%	0.01%	15	2
13 ABANKA VIPA 8 <sup>th</sup> issue	0	0	0	0	0.00%	0.00%	0	0
14 ABANKA VIPA 9 <sup>th</sup> issue	0	0	0	0	0.00%	0.00%	0	0
15 AUTOCOMMERCE 1 <sup>st</sup> issue	0	0	0	0	0.00%	0.00%	0	0
16 BANKA KOPER 4 <sup>th</sup> issue	0	0	0	0	0.00%	0.00%	0	0
17 DEŽELNA BANKA SLOVENIJE 4 <sup>th</sup> issue	0	0	0	0	0.00%	0.00%	0	0
18 FACTOR BANKA 8 <sup>th</sup> issue	0	0	0	0	0.00%	0.00%	0	0
19 FACTOR BANKA 9 <sup>th</sup> issue	0	0	0	0	0.00%	0.00%	0	0
20 FACTOR BANKA 10 <sup>th</sup> issue	0	0	0	0	0.00%	0.00%	0	0
21 FMR 1 <sup>st</sup> issue	0	0	0	0	0.00%	0.00%	0	0
22 NLB 14 <sup>th</sup> issue	0	0	0	0	0.00%	0.00%	0	0
23 NLB 15 <sup>th</sup> issue	0	0	0	0	0.00%	0.00%	0	0
24 NLB 7 <sup>th</sup> issue	0	0	0	0	0.00%	0.00%	0	0
25 POŠTNA BANKA SLOVENIJE 2 <sup>nd</sup> issue	0	0	0	0	0.00%	0.00%	0	0
26 POŠTNA BANKA SLOVENIJE 3 <sup>rd</sup> issue	0	0	0	0	0.00%	0.00%	0	0
27 POŠTNA BANKA SLOVENIJE 5 <sup>th</sup> issue	0	0	0	0	0.00%	0.00%	0	0
28 POTEZA NALOŽBE	0	0	0	0	0.00%	0.00%	0	0
29 PROBANKA 4 <sup>th</sup> issue	0	0	0	0	0.00%	0.00%	0	0
30 PROBANKA 5 <sup>th</sup> issue	0	0	0	0	0.00%	0.00%	0	0
31 SIP STROJNA INDUSTRIJA 1 <sup>st</sup> issue, B series	0	0	0	0	0.00%	0.00%	0	0
<b>Total free market (shares and bonds)</b>	<b>6,515,490,791</b>	<b>27,193,795</b>	<b>4,041,944,666</b>	<b>651,273,981</b>	<b>71.62%</b>	<b>-</b>	<b>1,694,859</b>	<b>8,989</b>

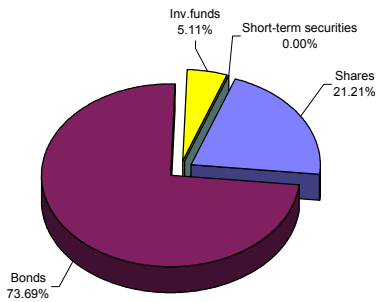
### 3. Investment funds

Issue	Total (in SIT)	Total EUR	(in Block trades (in SIT)	Cross trades (in SIT)	Share in total turnover on free market	Share in turnover of closed-end funds	Volume in pieces	Number of bargains
<b>Total closed-end funds</b>	<b>2,581,364,390</b>	<b>10,773,940</b>	<b>1,159,472,465</b>	<b>271,949,307</b>	<b>28.38%</b>	<b>100.00%</b>	<b>6,604,347</b>	<b>4,247</b>
1 NFD 1 DELNIŠKI INVESTICIJSKI SKLAD	771,826,431	3,221,592	361,700,000	14,139,286	8.48%	29.90%	2,378,205	585
2 TRIGLAV STEBER I, delniška ID	630,775,885	2,632,435	525,610,665	13,909,427	6.93%	24.44%	172,161	266
3 ZLATA MONETA I, ID	189,936,228	792,726	31,790,000	21,711,161	2.09%	7.36%	1,324,752	352
4 MAKSIMA ID	189,092,080	789,240	0	73,008,456	2.08%	7.33%	79,904	617
5 INFOND ID	182,003,044	759,670	0	83,359,810	2.00%	7.05%	77,357	461
6 KRONA SENIOR	175,550,108	732,683	116,371,800	8,359,195	1.93%	6.80%	1,214,465	148
7 MODRA LINIJA	158,083,093	659,848	124,000,000	21,589,763	1.74%	6.12%	641,632	86
8 KD ID	144,746,834	604,129	0	10,013,053	1.59%	5.61%	632,384	670
9 VIPA INVEST	57,906,379	241,690	0	10,346,859	0.64%	2.24%	27,796	306
10 INFOND ID 1	46,084,705	192,349	0	4,521,372	0.51%	1.79%	42,769	397
11 ZVON ENA ID	35,359,603	147,578	0	10,990,925	0.39%	1.37%	12,922	359
<b>Short-term securities</b>	<b>0</b>	<b>0</b>	<b>0</b>	<b>0</b>	<b>0.00%</b>	<b>-</b>	<b>0</b>	<b>0</b>
<b>Total free market</b>	<b>9,096,855,181</b>	<b>37,967,735</b>	<b>5,201,417,131</b>	<b>923,223,288</b>	<b>100.00%</b>	<b>-</b>	<b>8,299,206</b>	<b>13,236</b>
<b>Total turnover in June 2005</b>	<b>50,537,098,787</b>	<b>210,925,619</b>	<b>41,405,483,088</b>	<b>2,106,203,313</b>	<b>-</b>	<b>-</b>	<b>11,837,786</b>	<b>18,049</b>

Structure of turnover by securities in June 2005



Structure of turnover by securities - all markets - June 2005



## C3) TURNOVER BY SECURITIES ON OFFICIAL MARKET IN HALF-YEAR 2005

## 1. Shares

Issue	Total (in SIT)	Total (in EUR)	Block trades (in SIT)	Cross trades (in SIT)	Share in total turnover on official market	Share in turnover of shares	Volume in pieces	Number of bargains
<b>Total shares</b>	<b>74,533,456,944</b>	<b>310,923,121</b>	<b>38,553,520,453</b>	<b>4,405,044,771</b>	<b>45.05%</b>	<b>100.00%</b>	<b>5,696,101</b>	<b>31,053</b>
<b>Common shares</b>	<b>74,528,506,667</b>	<b>310,902,469</b>	<b>38,553,520,453</b>	<b>4,404,248,572</b>	<b>45.04%</b>	<b>99.99%</b>	<b>5,695,364</b>	<b>31,035</b>
1 PIVOVARNA UNION	16,981,072,095	70,830,593	16,962,400,000	2,778,624	10.26%	22.78%	186,755	89
2 KRKA	14,819,535,350	61,823,988	4,639,193,501	845,055,539	8.96%	19.88%	185,048	6,814
3 PIVOVARNA LAŠKO	6,237,366,919	26,021,195	4,028,399,932	75,245,208	3.77%	8.37%	806,431	1,658
4 MERCATOR	6,175,978,537	25,763,870	1,122,397,596	679,841,544	3.73%	8.29%	154,642	3,462
5 GORENJE	6,066,040,127	25,303,540	3,314,639,105	322,741,463	3.67%	8.14%	966,860	2,685
6 PETROL	5,972,500,643	24,914,810	1,553,533,569	581,259,204	3.61%	8.01%	88,721	3,719
7 LUKA KOPER	3,004,187,599	12,533,154	610,905,900	438,255,478	1.82%	4.03%	378,121	2,121
8 KOMPAS MTS	2,919,897,250	12,184,533	2,591,869,500	88,627,539	1.76%	3.92%	1,952,416	485
9 MERKUR	2,577,543,130	10,752,422	1,414,847,352	109,451,160	1.56%	3.46%	66,127	969
10 INTEREUROPA	1,862,357,565	7,769,430	683,689,102	223,914,449	1.13%	2.50%	263,752	965
11 AERODROM LJUBLJANA	1,428,567,375	5,958,591	394,170,000	166,153,699	0.86%	1.92%	111,649	1,421
12 SAVA	1,303,284,344	5,437,043	167,098,831	69,335,687	0.79%	1.75%	29,040	1,644
13 DELO	1,178,486,846	4,916,400	806,025,000	19,244,234	0.71%	1.58%	37,284	188
14 KOLINSKA	1,044,056,010	4,354,513	0	385,213,153	0.63%	1.40%	162,775	524
15 ISTRABENZ	987,072,003	4,117,682	85,009,600	75,667,686	0.60%	1.32%	103,348	1,455
16 SALUS, LJUBLJANA	485,281,671	2,024,550	30,728,000	104,411,315	0.29%	0.65%	3,849	257
17 ŽITO	385,566,722	1,608,597	32,752,965	19,908,201	0.23%	0.52%	11,244	754
18 TERME ČATEŽ	291,079,942	1,214,257	46,680,000	79,600,621	0.18%	0.39%	7,351	268
19 ETOL	228,280,346	952,274	69,180,500	19,781,099	0.14%	0.31%	3,959	209
20 DROGA	186,122,403	776,335	0	17,467,004	0.11%	0.25%	2,216	257
21 RADENSKA	131,611,818	549,204	0	12,945,211	0.08%	0.18%	65,667	464
22 DELO PRODAJA	111,744,155	466,100	0	31,869,109	0.07%	0.15%	17,609	166
23 COMET	52,707,803	219,861	0	7,367,010	0.03%	0.07%	20,063	63
24 EMONA OBALA	39,358,136	164,185	0	9,438,634	0.02%	0.05%	43,588	246
25 MLINOTEST	27,267,432	113,743	0	3,546,927	0.02%	0.04%	14,843	86
26 GEODETSKI ZAVOD SLOVENIJE	18,461,640	77,012	0	4,097,261	0.01%	0.02%	8,249	44
27 NIKA	13,078,806	54,587	0	11,031,533	0.01%	0.02%	3,757	22
<b>Preferred shares</b>	<b>4,950,277</b>	<b>20,652</b>	<b>0</b>	<b>796,199</b>	<b>0.00%</b>	<b>0.01%</b>	<b>737</b>	<b>18</b>
1 PROBANKA	4,950,277	20,652	0	796,199	0.00%	0.01%	737	18

## 2. Bonds

Issue	Total (in SIT)	Total (in EUR)	Block trades (in SIT)	Cross trades (in SIT)	Share in total turnover on official market	Share in turnover of bonds	Volume in pieces	Number of bargains
<b>Total bonds</b>	<b>90,920,687,764</b>	<b>379,378,564</b>	<b>86,266,538,228</b>	<b>2,013,000,875</b>	<b>54.95%</b>	<b>100.00%</b>	<b>9,286,532</b>	<b>3,883</b>
1 REPUBLIKA SLOVENIJA 59 <sup>th</sup> issue	31,246,609,195	130,375,370	30,634,411,315	269,317,135	18.89%	34.37%	3,116,083	143
2 REPUBLIKA SLOVENIJA 58 <sup>th</sup> issue	15,230,910,634	63,552,663	14,954,323,195	151,780,863	9.21%	16.75%	1,535,816	71
3 REPUBLIKA SLOVENIJA 55 <sup>th</sup> issue	8,283,150,858	34,561,428	7,961,430,224	14,019,268	5.01%	9.11%	807,768	174
4 REPUBLIKA SLOVENIJA 60 <sup>th</sup> issue	6,733,558,380	28,101,713	6,684,725,760	11,725,920	4.07%	7.41%	679,768	31
5 REPUBLIKA SLOVENIJA 57 <sup>th</sup> issue	5,373,672,893	22,422,903	5,182,361,150	29,329,818	3.25%	5.91%	502,427	63
6 REPUBLIKA SLOVENIJA 52 <sup>nd</sup> issue	3,841,634,000	16,032,432	3,829,650,000	8,988,000	2.32%	4.23%	359,120	9
7 REPUBLIKA SLOVENIJA 54 <sup>th</sup> issue	3,579,976,108	14,937,579	3,403,544,305	131,854,803	2.16%	3.94%	319,458	43
8 NLB 13 <sup>th</sup> issue	3,516,839,420	14,677,338	3,157,905,000	358,341,420	2.13%	3.87%	30,577	21
9 REPUBLIKA SLOVENIJA 51 <sup>st</sup> issue	1,980,833,397	8,261,124	1,955,103,065	13,224,762	1.20%	2.18%	189,848	27
10 REPUBLIKA SLOVENIJA 56 <sup>th</sup> issue	1,379,522,728	5,756,793	1,290,935,550	81,181,654	0.83%	1.62%	132,565	38
11 REPUBLIKA SLOVENIJA 21 <sup>st</sup> issue	1,348,227,256	5,624,437	996,155,258	48,126,690	0.81%	1.48%	158,597	92
12 REPUBLIKA SLOVENIJA 50 <sup>th</sup> issue	1,238,219,694	5,167,383	1,210,569,324	25,300,705	0.75%	1.36%	49,996	17
13 REPUBLIKA SLOVENIJA 26 <sup>th</sup> issue	1,153,039,269	4,812,217	989,622,692	128,594,521	0.70%	1.27%	45,307	70
14 REPUBLIKA SLOVENIJA 38 <sup>th</sup> issue	1,085,308,960	4,529,108	941,260,021	61,883,962	0.66%	1.19%	39,264	55
15 REPUBLIKA SLOVENIJA 39 <sup>th</sup> issue	889,192,058	3,709,661	102,209,250	146,555,218	0.54%	0.98%	1,117,780	2,387
16 REPUBLIKA SLOVENIJA 18 <sup>th</sup> issue	696,984,332	2,909,122	660,233,594	27,367,800	0.42%	0.77%	27,010	17
17 REPUBLIKA SLOVENIJA 53 <sup>rd</sup> issue	676,619,674	2,823,646	471,451,023	47,713,382	0.41%	0.74%	26,050	91
18 NOVA KBM 6 <sup>th</sup> issue	312,930,450	1,305,181	305,510,000	7,420,450	0.19%	0.34%	3,073	6
19 REPUBLIKA SLOVENIJA 41 <sup>st</sup> issue	304,604,290	1,270,542	292,128,890	11,955,900	0.18%	0.34%	30,252	39
20 REPUBLIKA SLOVENIJA 23 <sup>rd</sup> issue	281,528,892	1,175,134	276,801,027	0	0.17%	0.31%	10,779	4
21 REPUBLIKA SLOVENIJA 27 <sup>th</sup> issue	252,866,190	1,054,729	203,780,000	30,062,604	0.15%	0.28%	23,802	52
22 REPUBLIKA SLOVENIJA 29 <sup>th</sup> issue	200,622,585	836,863	151,594,083	9,200,486	0.12%	0.22%	7,760	53
23 NOVA KBM 5 <sup>th</sup> issue	189,240,250	789,553	165,603,250	18,903,000	0.11%	0.21%	1,800	7
24 REPUBLIKA SLOVENIJA 33 <sup>rd</sup> issue	177,025,181	738,806	122,543,378	48,369,413	0.11%	0.19%	982	6
25 REPUBLIKA SLOVENIJA 10 <sup>th</sup> issue	167,775,587	699,705	164,183,846	2,464,986	0.10%	0.18%	32,614	15
26 BANKA CELJE 7 <sup>th</sup> issue	122,379,559	510,660	69,112,682	0	0.07%	0.13%	5,000	5
27 BTC HIPOTEKARNE	110,962,145	462,849	89,390,346	330,095	0.07%	0.12%	4,357	7
28 ABANKA 5 <sup>th</sup> issue	106,365,273	443,700	0	106,365,273	0.06%	0.12%	4,350	1
29 REPUBLIKA SLOVENIJA 25 <sup>th</sup> issue	52,002,770	216,930	0	15,823,820	0.03%	0.06%	4,999	19
30 REPUBLIKA SLOVENIJA 32 <sup>nd</sup> issue	47,335,952	197,451	0	45,973,767	0.03%	0.05%	1,835	27
31 NLB 10 <sup>th</sup> issue	46,680,000	194,718	0	46,680,000	0.03%	0.05%	442	16
32 REPUBLIKA SLOVENIJA 43 <sup>rd</sup> issue	44,062,435	183,813	0	13,347,685	0.03%	0.05%	4,355	13
33 REPUBLIKA SLOVENIJA 48 <sup>th</sup> issue	39,767,446	165,919	0	16,907,259	0.02%	0.04%	1,582	21
34 REPUBLIKA SLOVENIJA 49 <sup>th</sup> issue	35,110,408	146,484	0	15,040,637	0.02%	0.04%	368	21
35 BANKA CELJE 8 <sup>th</sup> issue	18,541,741	77,368	0	0	0.01%	0.02%	760	4
36 DEŽELNA BANKA SLOVENIJE 3 <sup>rd</sup> issue	15,448,911	64,457	0	0	0.01%	0.02%	1,502	3
37 STANOVANJSKI SKLAD RS 2 <sup>nd</sup> issue	14,031,284	58,522	0	4,058,023	0.01%	0.02%	173	13
38 REPUBLIKA SLOVENIJA 40 <sup>th</sup> issue	11,964,840	49,910	0	6,517,765	0.01%	0.01%	1,175	27
39 BTC 2 <sup>nd</sup> issue	11,476,856	47,896	0	0	0.01%	0.01%	2,033	14
40 BANKA VIPA 7 <sup>th</sup> issue	9,046,817	37,739	0	886,074	0.01%	0.01%	244	5
41 REPUBLIKA SLOVENIJA 31 <sup>st</sup> issue	9,030,450	37,672	0	5,680,850	0.01%	0.01%	851	14
42 ABANKA VIPA 7 <sup>th</sup> issue	8,251,472	34,422	0	2,686,378	0.00%	0.01%	332	4
43 NOVA KBM 3 <sup>rd</sup> issue, A series	8,131,823	33,922	0	8,131,823	0.00%	0.01%	60	1
44 NOVA KBM 2 <sup>nd</sup> issue	7,889,134	32,912	0	0	0.00%	0.01%	64	2
45 REPUBLIKA SLOVENIJA 42 <sup>nd</sup> issue	6,891,850	28,761	0	6,891,850	0.00%	0.01%	679	11
46 HOTELI BERNARDIN	6,740,298	28,115	0	5,273,481	0.00%	0.01%	86	11
47 ABANKA 4 <sup>th</sup> issue	6,590,821	27,493	0	6,329,143	0.00%	0.01%	271	16
48 ABANKA 6 <sup>th</sup> issue	5,906,359	24,638	0	1,960,394	0.00%	0.01%	241	15
49 STANOVANJSKI SKLAD RS 1 <sup>st</sup> issue	4,384,283	18,291	0	3,757,076	0.00%	0.00%	698	12
50 BANKA VIPA 5 <sup>th</sup> issue	3,515,200	14,663	0	849,075	0.00%	0.00%	162	5
51 BANKA VIPA 6 <sup>th</sup> issue	3,514,588	14,660	0	60,542	0.00%	0.00%	116	4
52 BANKA VIPA 4 <sup>th</sup> issue	3,474,118	14,493	0	1,009,095	0.00%	0.00%	161	8
53 REPUBLIKA SLOVENIJA 35 <sup>th</sup> issue	2,982,740	12,441	0	2,175,040	0.00%	0.00%	292	10
54 REPUBLIKA SLOVENIJA 34 <sup>th</sup> issue	2,967,800	12,378	0	2,967,800	0.00%	0.00%	284	14
55 REPUBLIKA SLOVENIJA 44 <sup>th</sup> issue	2,682,060	11,194	0	0	0.00%	0.00%	242	2
56 ABANKA 3 <sup>rd</sup> issue	2,588,945	10,800	0	2,588,945	0.00%	0.00%	108	5
57 NLB 2 <sup>nd</sup> issue, A series	2,088,939	8,713	0	2,088,939	0.00%	0.00%	15	1
58 NFD INVESTICIJSKO SVETOVANJE	1,853,649	7,732	0	613,479	0.00%	0.00%	9	6
59 NLB 3 <sup>rd</sup> issue	1,481,587	6,180	0	1,481,587	0.00%	0.00%	6	2
60 REPUBLIKA SLOVENIJA 22 <sup>nd</sup> issue	1,029,744	4,295	0	280,854	0.00%	0.00%	99	4
61 NLB 11 <sup>th</sup> issue	742,244	3,096	0	742,244	0.00%	0.00%	3	2
62 REPUBLIKA SLOVENIJA 37 <sup>th</sup> issue	625,140	2,608	0	625,140	0.00%	0.00%	60	1
63 NLB 9 <sup>th</sup> issue	618,000	2,579	0	618,000	0.00%	0.00%	6	1
64 SKB BANKA 4 <sup>th</sup> issue, A series	516,500	2,154	0	516,500	0.00%	0.00%	5	1
65 REPUBLIKA SLOVENIJA 28 <sup>th</sup> issue	61,800	258	0	0	0.00%	0.00%	6	2
66 BANKA VIPA 3 <sup>rd</sup> issue	59,502	248	0	59,502	0.00%	0.00%	5	2
67 BANKA CELJE 3 <sup>rd</sup> issue	0	0	0	0	0.00%	0.00%	0	0
68 BANKA CELJE 4 <sup>th</sup> issue	0	0	0	0	0.00%	0.00%	0	0
69 BANKA CELJE 5 <sup>th</sup> issue	0	0	0	0	0.00%	0.00%	0	0
70 BANKA CELJE 6 <sup>th</sup> issue, A series	0	0	0	0	0.00%	0.00%	0	0
71 BANKA CELJE 6 <sup>th</sup> issue, B series	0	0	0	0	0.00%	0.00%	0	0
72 BANKA VIPA 2 <sup>nd</sup> issue	0	0	0	0	0.00%	0.00%	0	0
73 NLB 12 <sup>th</sup> issue	0	0	0	0	0.00%	0.00%	0	0
74 NLB 16 <sup>th</sup> issue	0	0	0	0	0.00%	0.00%	0	0
75 NLB 17 <sup>th</sup> issue	0	0	0	0	0.00%	0.00%	0	0
76 NLB 2 <sup>nd</sup> issue, B series	0	0	0	0	0.00%	0.00%	0	0
77 NOVA KBM 3 <sup>rd</sup> issue, B series	0	0	0	0	0.00%	0.00%	0	0
78 NOVA KBM 7 <sup>th</sup> issue	0	0	0	0	0.00%	0.00%	0	0
79 NOVA KBM 8 <sup>th</sup> issue	0	0	0	0	0.00%	0.00%	0	0
80 REPUBLIKA SLOVENIJA 17 <sup>th</sup> issue	0	0	0	0	0.00%	0.00%	0	0
81 REPUBLIKA SLOVENIJA 36 <sup>th</sup> issue	0	0	0	0	0.00%	0.00%	0	0
82 REPUBLIKA SLOVENIJA 45 <sup>th</sup> issue	0	0	0	0	0.00%	0.00%	0	0
83 SKB BANKA 4 <sup>th</sup> issue, B series	0	0	0	0	0.00%	0.00%	0	0
<b>Total official market</b>	<b>165,454,144,708</b>	<b>690,301,685</b>	<b>124,820,058,681</b>	<b>6,418,045,646</b>	<b>100.00%</b>	<b>-</b>	<b>14,982,633</b>	<b>34,936</b>



C4) TURNOVER BY SECURITIES ON FREE MARKET IN HALF-YEAR 2005

1. Shares (1)

Issue	Total (in SIT)	Total (in EUR)	Block trades (in SIT)	Cross trades (in SIT)	Share in total turnover on free market	Share in turnover of shares	Volume in pieces	Number of bargains
<b>Total shares</b>	<b>18,053,319,173</b>	<b>75,320,685</b>	<b>7,305,144,802</b>	<b>2,243,390,351</b>	<b>30.67%</b>	<b>100.00%</b>	<b>10,654,543</b>	<b>63,255</b>
<b>Total common shares</b>	<b>17,817,322,337</b>	<b>74,336,002</b>	<b>7,247,769,802</b>	<b>2,155,627,214</b>	<b>30.27%</b>	<b>98.69%</b>	<b>10,619,092</b>	<b>61,697</b>
1 KD GROUP	2,045,918,045	8,536,818	1,944,064,000	14,159,676	3.48%	11.33%	20,471	96
2 INFOND HOLDING	1,185,773,119	4,947,633	498,750,258	48,832,327	2.01%	6.57%	1,185,679	3,326
3 HELIOS_DOMŽALE	1,170,355,642	4,881,974	227,736,000	131,354,788	1.99%	6.48%	5,000	515
4 ISKRA AVTOELEKTRIKA	1,152,784,734	4,810,946	994,710,350	53,157,626	1.96%	6.39%	122,058	210
5 KD HOLDING	1,136,357,032	4,740,800	157,397,550	220,624,884	1.93%	6.29%	96,019	4,686
6 ZVON ENA HOLDING	1,047,211,200	4,369,088	261,766,000	171,036,462	1.78%	5.80%	502,748	2,815
7 NFD HOLDING	1,001,008,060	4,175,814	198,600,000	188,754,327	1.70%	5.54%	1,237,856	6,148
8 SWATY	872,395,030	3,640,923	867,247,030	0	1.48%	4.83%	60,359	4
9 JUTEKS	677,273,245	2,825,033	130,000,000	46,470,310	1.15%	3.75%	21,507	535
10 ZLATA MONETA II	607,800,784	2,535,677	393,695,200	43,630,209	1.03%	3.37%	1,211,355	2,105
11 LESNINA	598,050,235	2,494,789	270,000,000	64,275,758	1.02%	3.31%	2,162	290
12 VIPA HOLDING	462,302,807	1,928,775	118,580,000	56,431,714	0.79%	2.56%	488,688	1,403
13 CINKARNA CELJE	455,371,393	1,899,449	0	46,070,899	0.77%	2.52%	15,116	495
14 MEDALJON	409,160,975	1,706,829	333,094,887	8,094,263	0.70%	2.27%	167,180	137
15 CETIS	384,596,620	1,605,201	360,864,000	1,433,930	0.65%	2.13%	9,556	76
16 AKTIVA INVEST	320,373,341	1,336,441	0	115,830,683	0.54%	1.77%	11,820	2,727
17 AKTIVA NALOŽBE	261,993,731	1,092,946	0	94,310,156	0.45%	1.45%	288,271	2,398
18 POM-INVEST	255,042,890	1,064,253	0	167,827,265	0.43%	1.41%	272,161	2,829
19 MAKSIMA HOLDING	243,586,351	1,016,249	64,611,420	19,966,346	0.41%	1.35%	271,641	2,920
20 ZVON DVA HOLDING	223,292,793	931,535	0	23,816,570	0.38%	1.24%	491,241	3,112
21 INFOND HOLDING 1	179,174,385	747,627	0	27,496,804	0.30%	0.99%	281,272	2,835
22 ARKADA HOLDING	162,034,336	675,626	0	25,897,684	0.28%	0.90%	170,227	965
23 DZS	140,588,330	586,408	96,164,757	5,834,780	0.24%	0.78%	26,336	60
24 MERCATA	138,936,675	579,610	49,666,080	41,450,526	0.24%	0.77%	319,386	792
25 LIP BLED	135,638,984	565,866	0	35,389,146	0.23%	0.75%	105,948	175
26 ETRA 33	135,549,428	565,486	0	11,463,433	0.23%	0.75%	1,371	215
27 TRIGLAV_FINANČNA DRUŽBA	134,396,694	560,687	0	23,132,327	0.23%	0.74%	116,865	2,525
28 TRIGLAV NALOŽBE	127,956,161	533,806	0	15,613,849	0.22%	0.71%	336,732	2,588
29 MIP	118,367,300	493,737	0	76,217,439	0.20%	0.66%	52,142	182
30 MAKSIMA INVEST	112,861,713	470,840	0	6,191,466	0.19%	0.63%	253,004	2,812
31 FINIRA	112,390,242	468,845	86,594,810	5,519,386	0.19%	0.62%	258,291	699
32 SATURNUS EMBALAŽA	104,695,949	436,737	0	14,834,342	0.18%	0.58%	2,425	124
33 KS2 NALOŽBE	99,167,050	413,749	0	2,617,194	0.17%	0.55%	247,800	1,278
34 HRAM HOLDING	94,648,172	394,970	42,109,460	18,406,185	0.16%	0.52%	252,904	590
35 BELINKA	93,797,701	391,335	0	16,164,601	0.16%	0.52%	16,048	145
36 ŽELEZARNA RAVNE - MONTER DRAVOGRAD	92,092,393	384,167	90,498,000	180,600	0.16%	0.51%	61,530	27
37 SLOVENJAJLES	75,625,875	315,500	0	6,204,052	0.13%	0.42%	5,957	188
38 TOSAMA	68,792,535	286,990	0	8,100,860	0.12%	0.38%	5,712	242
39 POM-NALOŽBE	67,315,134	280,872	0	5,798,542	0.11%	0.37%	167,469	1,426
40 MODRA LINIJA HOLDING	61,369,812	256,027	31,620,000	9,963,924	0.10%	0.34%	66,214	508
41 INTERTRADE ITS	58,849,345	245,473	0	48,616,037	0.10%	0.33%	29,620	231
42 JADRAN	58,550,767	244,243	0	8,949,800	0.10%	0.32%	12,795	54
43 MEDVEŠEK PUŠNIK	53,480,403	223,085	30,000,000	23,215,301	0.09%	0.30%	3,047	12
44 LIV POSTOJNA	50,366,900	210,147	0	2,823,280	0.09%	0.28%	2,954	76
45 MITOL SEŽANA	49,667,162	207,183	0	5,164,410	0.08%	0.28%	11,326	35
46 UNIT-AS LJUBLJANA	43,371,874	180,994	0	199,332	0.07%	0.24%	9,253	73
47 VIZIJA HOLDING	43,128,297	179,917	0	132,300	0.07%	0.24%	61,612	593
48 GOZDNO GOSPODARSTVO BLEĐ	40,864,452	170,473	0	30,831,537	0.07%	0.23%	18,881	43
49 VIZIJA HOLDING ENA	39,326,541	164,058	0	546,073	0.07%	0.22%	65,543	601
50 GORENJSKI TISK	38,753,997	161,655	0	9,292,110	0.07%	0.21%	12,004	118
51 JATA EMONA	34,565,265	144,196	0	2,661,655	0.06%	0.19%	34,044	68
52 TEKSTINA	32,518,705	135,684	0	6,200,093	0.06%	0.18%	92,367	144
53 MELAMIN	30,597,659	127,641	0	3,400,837	0.05%	0.17%	5,784	70
54 TRDNJAVA HOLDING	29,462,551	122,917	0	11,583,776	0.05%	0.16%	97,868	324
55 M1	28,624,975	119,419	0	880,432	0.05%	0.16%	67,894	628
56 VELANA	27,469,219	114,598	0	6,723,022	0.05%	0.15%	44,934	97
57 ALPETOUR POTOVALNA AGENCIJA	26,609,740	111,000	0	24,621,265	0.05%	0.15%	9,485	66
58 HOTELI PALACE	26,513,015	110,597	0	3,320,640	0.05%	0.15%	17,588	168
59 PLAMA - PUR	26,095,662	108,858	0	289,870	0.04%	0.14%	8,248	47
60 AGROKOMBINAT MARIBOR	22,447,098	93,660	0	11,872,202	0.04%	0.12%	23,257	141
61 AKTIVA AVANT	19,740,638	82,349	0	3,607,975	0.03%	0.11%	45,740	470
62 DANA	18,740,617	78,209	0	8,461,887	0.03%	0.10%	9,928	121
63 CERTIUS INVEST	17,686,568	73,786	0	3,046,800	0.03%	0.10%	44,314	221
64 NIKO	15,313,463	63,881	0	5,721,963	0.03%	0.08%	485	30
65 RTC KRVAVEC	15,056,520	62,801	0	9,688,140	0.03%	0.08%	20,052	4
66 FOND INVEST	13,381,855	55,827	0	6,558,942	0.02%	0.07%	11,799	557
67 GEA	11,434,637	47,699	0	957,100	0.02%	0.06%	11,897	21
68 KRONA HOLDING	11,343,698	47,325	0	1,859,961	0.02%	0.06%	25,177	134
69 ŽITO INTES	11,170,514	46,610	0	13,806	0.02%	0.06%	36,505	37
70 MARINA PORTOROŽ	9,882,093	41,225	0	1,677,000	0.02%	0.05%	1,068	32

## 1. Shares (2)

Issue	Total (in SIT)	Total (in EUR)	Block trades (in SIT)	Cross trades (in SIT)	Share in total turnover on free market	Share in turnover of shares	Volume in pieces	Number of bargains
71 JAVOR PIVKA	9,788,927	40,836	0	3,672,690	0.02%	0.05%	16,582	54
72 INTEGRAL JESENICE	9,670,320	40,336	0	9,220,320	0.02%	0.05%	4,244	2
73 TRDNJAVA I HOLDING	9,357,112	39,037	0	2,331,476	0.02%	0.05%	29,563	86
74 D HOLDING	8,838,269	36,864	0	2,073,720	0.02%	0.05%	30,468	163
75 FRUCTAL	8,613,747	35,930	0	2,158,639	0.01%	0.05%	6,210	120
76 UNITAS_LJUBLJANA	8,579,815	35,790	0	183,430	0.01%	0.05%	3,808	36
77 LESNINA EMMI	8,046,677	33,567	0	535,864	0.01%	0.04%	12,402	46
78 GRAND HOTEL UNION	7,297,512	30,444	0	537,205	0.01%	0.04%	2,799	32
79 IMP ČRPALKE LJUBLJANA	7,288,475	30,404	0	4,535,669	0.01%	0.04%	4,234	81
80 TOVARNA SLADKORJA ORMOŽ	7,273,383	30,339	0	314,000	0.01%	0.04%	825	44
81 KLASJE CELJE	7,023,911	29,298	0	2,239,664	0.01%	0.04%	16,070	31
82 NAMA	6,719,955	28,033	0	524,400	0.01%	0.04%	3,059	29
83 COLOR	6,591,475	27,496	0	417,809	0.01%	0.04%	2,598	73
84 IMP KLIMAT	5,013,477	20,918	0	387,376	0.01%	0.03%	2,271	13
85 CAP NALOŽBE	4,549,897	18,978	0	746,146	0.01%	0.03%	15,249	147
86 KOŠAKI TMI	3,465,000	14,455	0	2,490,000	0.01%	0.02%	231	7
87 CREINA	3,130,220	13,059	0	2,576,550	0.01%	0.02%	655	12
88 KEMA PUCONCI	3,033,600	12,657	0	1,110,000	0.01%	0.02%	580	16
89 AVTOPREVOZNIŠTVO IN SERVISI	2,854,379	11,911	0	948,028	0.00%	0.02%	29,603	17
90 HIDROTEHNIK	2,642,204	11,021	0	0	0.00%	0.01%	2,013	7
91 CAPITA	2,147,747	8,960	0	104,500	0.00%	0.01%	3,904	19
92 SIJAJ HRASTNIK	2,062,876	8,608	0	0	0.00%	0.01%	901	15
93 SVILA	1,941,061	8,096	0	151,219	0.00%	0.01%	369,289	91
94 KOMPAS HOTELI	1,890,812	7,888	0	423,000	0.00%	0.01%	324	16
95 LIZ INŽENIRING	1,676,975	6,995	0	240,240	0.00%	0.01%	1,275	17
96 L EGQLES	1,587,724	6,623	0	1,402,514	0.00%	0.01%	7,141	4
97 MK TISKARNA	1,482,383	6,183	0	523,334	0.00%	0.01%	579	18
98 INLES	1,407,979	5,873	0	117,250	0.00%	0.01%	2,070	19
99 ELMO	732,360	3,056	0	0	0.00%	0.00%	1,114	9
100 ZDRAVILIŠČE ROGAŠKA	617,167	2,575	0	38,732	0.00%	0.00%	4,717	26
101 TERME DOBRNA	340,350	1,420	0	25,500	0.00%	0.00%	258	10
102 GORIŠKE OPEKARNE	235,500	983	0	0	0.00%	0.00%	160	3
103 OLJARICA, KRANJ	146,664	612	0	0	0.00%	0.00%	24	1
104 GEA COLLEGE	139,640	582	0	125,060	0.00%	0.00%	115	4
105 SVILANIT KAMNIK	56,657	236	0	0	0.00%	0.00%	97	5
106 UPIMO GROUP	10,960	46	0	0	0.00%	0.00%	180	3
107 EGQLES	6,001	25	0	0	0.00%	0.00%	30	2
108 GRADIS, GP LJUBLJANA	0	0	0	0	0.00%	0.00%	0	0
109 METALKA TRGOVINA	0	0	0	0	0.00%	0.00%	0	0
110 NK2 NALOŽBE	0	0	0	0	0.00%	0.00%	0	0
111 INTERTRADE ITA	0	0	0	0	0.00%	0.00%	0	0
112 INTARA	0	0	0	0	0.00%	0.00%	0	0
113 JELEN GOSTINSKO PODJETJE	0	0	0	0	0.00%	0.00%	0	0
<b>Preferred shares</b>	<b>235,996,836</b>	<b>984,683</b>	<b>57,375,000</b>	<b>87,763,137</b>	<b>0.40%</b>	<b>1.31%</b>	<b>35,451</b>	<b>1,558</b>
1 KD HOLDING	235,981,836	984,620	57,375,000	87,763,137	0.40%	1.31%	35,401	1,556
2 ZDRAVILIŠČE ROGAŠKA	15,000	63	0	0	0.00%	0.00%	50	2

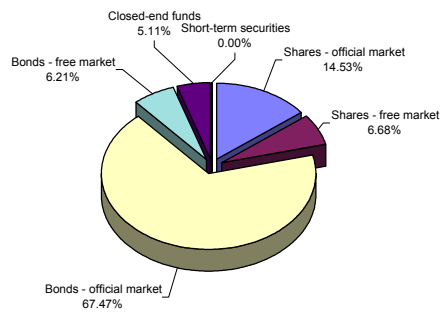
2. Bonds

Issue	Total (in SIT)	Total (in EUR)	Block trades (in SIT)	Cross trades (in SIT)	Share in total turnover on free market	Share in turnover of bonds	Volume in pieces	Number of bargains
<b>Total bonds</b>	<b>19,725,659,192</b>	<b>82,294,460</b>	<b>12,776,383,101</b>	<b>1,420,595,660</b>	<b>33.52%</b>	<b>100.00%</b>	<b>988,570</b>	<b>2,304</b>
1 SLOV. ODŠKODNINSKA DRUŽBA 2 <sup>nd</sup> issue	10,910,331,360	45,518,586	4,463,484,934	1,113,575,894	18.54%	55.31%	833,435	2,146
2 NLB 15 <sup>th</sup> issue	3,692,545,500	15,403,293	3,511,795,600	179,696,400	6.27%	18.72%	35,303	22
3 POSLOVNI SISTEM MERCATOR	1,569,423,298	6,547,226	1,527,291,843	6,725,817	2.67%	7.96%	63,149	30
4 DARS 1 <sup>st</sup> issue	1,381,439,200	5,762,141	1,279,064,250	8,755,750	2.35%	7.00%	12,748	20
5 ZAVAROVALNICA TRIGLAV 1 <sup>st</sup> issue	821,512,322	3,428,398	806,659,892	14,852,430	1.40%	4.16%	3,154	7
6 ABANKA VIPA 10 <sup>th</sup> issue	367,509,571	1,533,322	359,895,965	740,296	0.62%	1.86%	1,483	8
7 KD INVESTMENTS 1 <sup>st</sup> issue	271,066,505	1,131,278	266,211,340	192,615	0.46%	1.37%	21,125	8
8 PROBANKA 7 <sup>th</sup> issue	257,542,259	1,074,691	240,836,793	15,214,867	0.44%	1.31%	10,691	15
9 FACTOR BANKA 9 <sup>th</sup> issue	205,321,468	856,934	203,567,010	501,234	0.35%	1.04%	819	7
10 ABANKA VIPA 9 <sup>th</sup> issue	117,575,474	490,406	117,575,474	0	0.20%	0.60%	4,752	1
11 BANKA ZASAVJE 3 <sup>rd</sup> issue	33,206,659	138,550	0	19,897,706	0.06%	0.17%	138	3
12 PROBANKA 6 <sup>th</sup> issue	29,730,232	124,030	0	23,520,352	0.05%	0.15%	1,219	15
13 POŠTNA BANKA SLOVENIJE 5 <sup>th</sup> issue	21,692,893	90,489	0	4,402,120	0.04%	0.11%	89	4
14 FACTOR BANKA 10 <sup>th</sup> issue	20,000,000	83,457	0	20,000,000	0.03%	0.10%	20	1
15 STANOVANJSKI SKLAD 3 <sup>rd</sup> issue	17,235,386	71,907	0	2,993,114	0.03%	0.09%	196	9
16 NLB 8 <sup>th</sup> issue	3,968,695	16,560	0	3,968,695	0.01%	0.02%	16	2
17 PROBANKA 4 <sup>th</sup> issue	3,181,432	13,271	0	3,181,432	0.01%	0.02%	210	3
18 FACTOR BANKA 6 <sup>th</sup> issue	2,376,938	9,921	0	2,376,938	0.00%	0.01%	23	3
19 ABANKA VIPA 8 <sup>th</sup> issue	0	0	0	0	0.00%	0.00%	0	0
20 AUTOCOMMERCE 1 <sup>st</sup> issue	0	0	0	0	0.00%	0.00%	0	0
21 BANKA KOPER 4 <sup>th</sup> issue	0	0	0	0	0.00%	0.00%	0	0
22 DEŽELNA BANKA SLOVENIJE 4 <sup>th</sup> issue	0	0	0	0	0.00%	0.00%	0	0
23 FACTOR BANKA 8 <sup>th</sup> issue	0	0	0	0	0.00%	0.00%	0	0
24 FMR 1 <sup>st</sup> issue	0	0	0	0	0.00%	0.00%	0	0
25 NLB 14 <sup>th</sup> issue	0	0	0	0	0.00%	0.00%	0	0
26 NLB 7 <sup>th</sup> issue	0	0	0	0	0.00%	0.00%	0	0
27 POŠTNA BANKA SLOVENIJE 2 <sup>nd</sup> issue	0	0	0	0	0.00%	0.00%	0	0
28 POŠTNA BANKA SLOVENIJE 3 <sup>rd</sup> issue	0	0	0	0	0.00%	0.00%	0	0
29 POTEZA NALOŽBE	0	0	0	0	0.00%	0.00%	0	0
30 PROBANKA 5 <sup>th</sup> issue	0	0	0	0	0.00%	0.00%	0	0
31 SIP STROJNA INDUSTRIJA 1 <sup>st</sup> issue, A serie	0	0	0	0	0.00%	0.00%	0	0
32 SIP STROJNA INDUSTRIJA 1 <sup>st</sup> issue, B serie	0	0	0	0	0.00%	0.00%	0	0
<b>Total free market (shares and bonds)</b>	<b>37,778,978,365</b>	<b>157,615,145</b>	<b>20,081,527,903</b>	<b>3,663,986,011</b>	<b>64.19%</b>	<b>-</b>	<b>11,643,113</b>	<b>65,559</b>

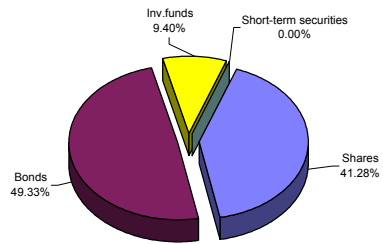
### 3. Investment funds

Issue	Total (in SIT)	Total (in EUR)	Block trades (in SIT)	Cross trades (in SIT)	Share in total turnover on free market	Share in turnover of closed-end funds	Volume in pieces	Number of bargains
<b>Total closed-end funds</b>	<b>21,077,042,398</b>	<b>87,931,937</b>	<b>9,445,347,484</b>	<b>2,099,013,625</b>	<b>35.81%</b>	<b>100.00%</b>	<b>46,175,298</b>	<b>34,976</b>
1 TRIGLAV STEBER I, delniška ID	6,887,015,297	28,731,594	4,775,385,385	256,560,425	11.70%	32.68%	1,805,432	4,312
2 NFD 1 DELNIŠKI INVESTICIJSKI SKLAD	4,064,155,110	16,957,508	2,003,804,500	308,357,778	6.91%	19.28%	12,378,145	4,775
3 MAKSIMA ID	2,229,645,117	9,301,143	1,139,644,820	242,995,454	3.79%	10.58%	850,326	3,746
4 ZLATA MONETA I, ID	2,174,512,201	9,071,279	679,756,279	409,339,042	3.69%	10.32%	14,632,804	3,047
5 INFOND ID	1,722,011,500	7,183,799	132,003,000	266,274,897	2.93%	8.17%	634,522	3,807
6 KD ID	1,539,758,960	6,423,616	0	236,181,270	2.62%	7.31%	6,653,652	5,987
7 KRONA SENIOR	1,049,815,535	4,379,714	280,575,800	128,289,276	1.78%	4.98%	6,594,685	1,457
8 MODRA LINJA	533,380,040	2,225,445	366,500,000	73,980,289	0.91%	2.53%	2,163,177	650
9 VIPA INVEST	327,208,619	1,365,242	67,677,700	99,227,228	0.56%	1.55%	153,378	1,632
10 ZVON ENA ID	291,009,949	1,214,060	0	43,713,871	0.49%	1.38%	93,501	2,602
11 INFOND ID 1	258,530,070	1,078,537	0	34,094,095	0.44%	1.23%	215,676	2,961
<b>Short-term securities</b>	<b>0</b>	<b>0</b>	<b>0</b>	<b>0</b>	<b>0.00%</b>	<b>-</b>	<b>0</b>	<b>0</b>
<b>Total free market</b>	<b>58,856,020,763</b>	<b>245,547,082</b>	<b>29,526,875,387</b>	<b>5,762,999,636</b>	<b>100.00%</b>	<b>-</b>	<b>57,818,411</b>	<b>100,535</b>
<b>Total turnover in Half-year 2005</b>	<b>224,310,165,471</b>	<b>935,848,767</b>	<b>154,346,934,068</b>	<b>12,181,045,282</b>	<b>-</b>	<b>-</b>	<b>72,801,044</b>	<b>135,471</b>

Structure of turnover by securities in Half-year 2005



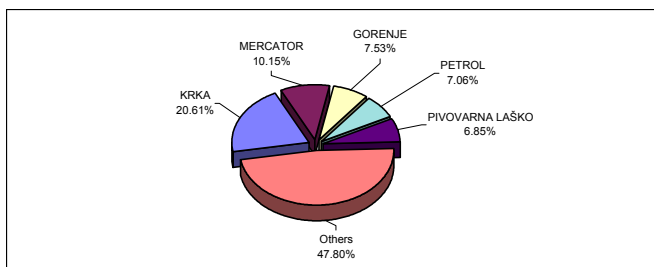
Structure of turnover by securities - all markets - Half-year 2005



## C5) MOST TRADED SECURITIES IN JUNE 2005

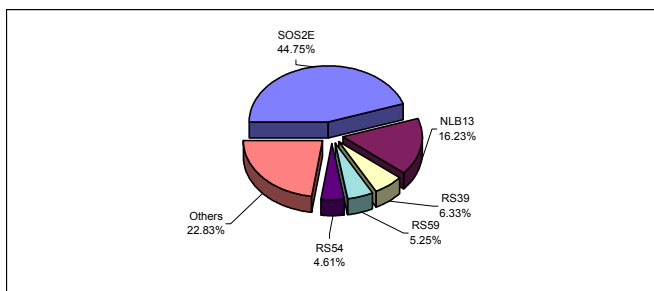
### MOST TRADED SHARES

Issuer	Turnover (in SITm) - order book trades only	Market capitalisation as of 30 Jun 2005 (in SITm)	Number of bargains - order book trades only
KRKA	1,140	271,223	922
MERCATOR	561	107,587	515
GORENJE	417	65,693	387
PETROL	391	131,165	471
PIVOVARNA LAŠKO	379	55,018	164
Others	2,645	857,983	10,192
<b>Total</b>	<b>5,533</b>	<b>1,488,670</b>	<b>12,651</b>



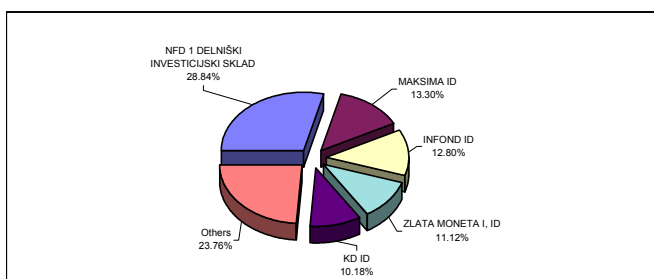
### MOST TRADED BONDS

Issuer	Turnover (in SITm) - order book trades only	Market capitalisation as of 30 Jun 2005 (in SITm)	Number of bargains - order book trades only
SLOVENSKA ODŠKODNINSKA DRUŽBA 2 <sup>nd</sup> issue	974	181,095	370
NLB 13 <sup>th</sup> issue	353	14,080	6
REPUBLIKA SLOVENIJA 39 <sup>th</sup> issue	138	23,681	433
REPUBLIKA SLOVENIJA 59 <sup>th</sup> issue	114	140,704	14
REPUBLIKA SLOVENIJA 54 <sup>th</sup> issue	100	33,900	4
Others	497	978,183	182
<b>Total</b>	<b>2,177</b>	<b>1,371,643</b>	<b>1,009</b>



### MOST TRADED INVESTMENT FUNDS

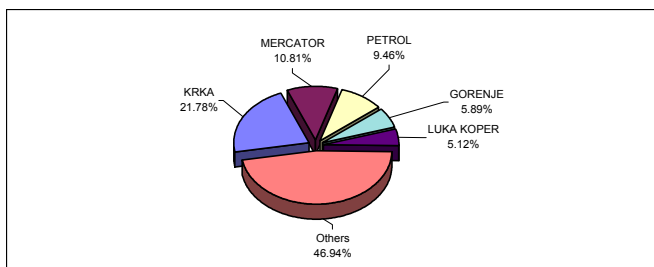
INVESTMENT FUNDS	Turnover (in SITm) - order book trades only	Market capitalisation as of 30 Jun 2005 (in SITm)	Number of bargains - order book trades only
NFD 1 DELNIŠKI INVESTICIJSKI SKLAD	410	50,918	583
MAKSIMA ID	189	18,097	617
INFOND ID	182	19,030	461
ZLATA MONETA I, ID	158	19,097	351
KD ID	145	20,599	670
Others	338	36,499	1,557
<b>Total</b>	<b>1,422</b>	<b>164,240</b>	<b>4,239</b>



## C6) MOST TRADED SECURITIES IN HALF-YEAR 2005

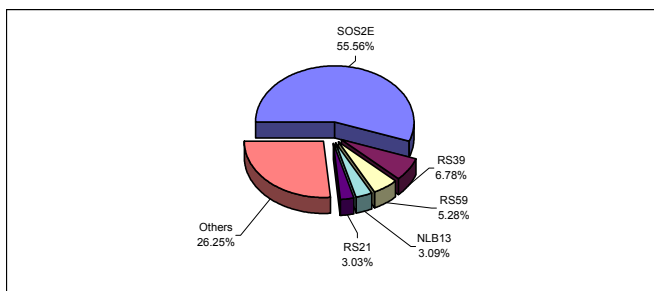
### MOST TRADED SHARES

Issuer	Turnover (in SITm) - order book trades only	Market capitalisation as of 30 Jun 2005 (in SITm)	Number of bargains - order book trades only
KRKA	10,180	271,223	6,774
MERCATOR	5,054	107,587	3,443
PETROL	4,419	131,165	3,698
GORENJE	2,751	65,693	2,677
LUKA KOPER	2,393	53,099	2,116
Others	21,934	859,903	75,421
<b>Total</b>	<b>46,731</b>	<b>1,488,670</b>	<b>94,129</b>



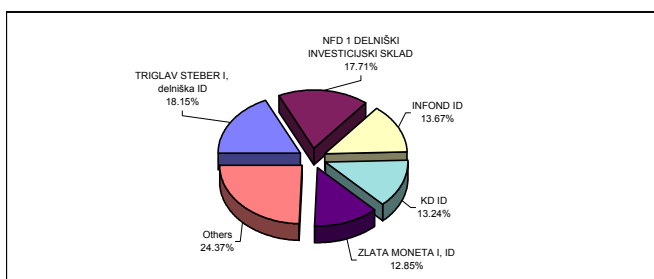
### MOST TRADED BONDS

Issuer	Turnover (in SITm) - order book trades only	Market capitalisation as of 30 Jun 2005 (in SITm)	Number of bargains - order book trades only
SLOVENSKA ODŠKODNINSKA DRUŽBA 2 <sup>nd</sup> issue	6,447	181,095	2,103
REPUBLIKA SLOVENIJA 39 <sup>th</sup> issue	787	23,681	2,386
REPUBLIKA SLOVENIJA 59 <sup>th</sup> issue	612	140,704	65
NLB 13 <sup>th</sup> issue	359	14,080	11
REPUBLIKA SLOVENIJA 21 <sup>st</sup> issue	352	16,798	82
Others	3,046	995,285	1,151
<b>Total</b>	<b>11,603</b>	<b>1,371,643</b>	<b>5,798</b>



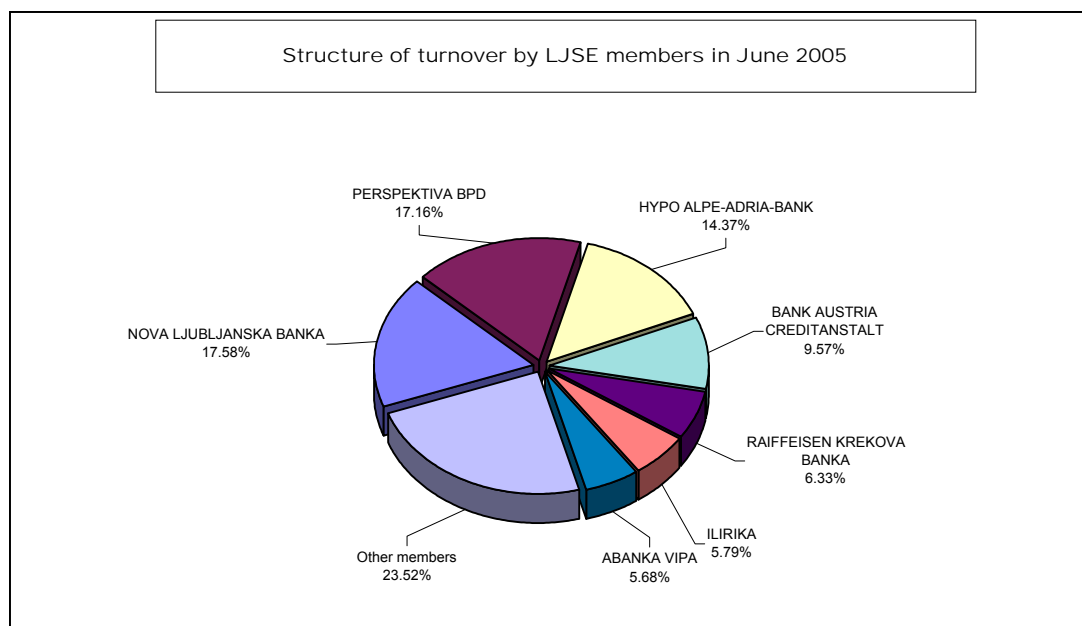
### MOST TRADED INVESTMENT FUNDS

INVESTMENT FUNDS	Turnover (in SITm) - order book trades only	Market capitalisation as of 30 Jun 2005 (in SITm)	Number of bargains - order book trades only
TRIGLAV STEBER I, delniška ID	2,112	55,672	4,278
NFD 1 DELNIŠKI INVESTICIJSKI SKLAD	2,060	50,918	4,768
INFOND ID	1,590	19,030	3,805
KD ID	1,540	20,599	5,987
ZLATA MONETA I, ID	1,495	19,097	3,036
Others	2,835	54,595	13,033
<b>Total</b>	<b>11,632</b>	<b>219,912</b>	<b>34,907</b>



C7) TURNOVER BY LJSE MEMBERS IN JUNE 2005

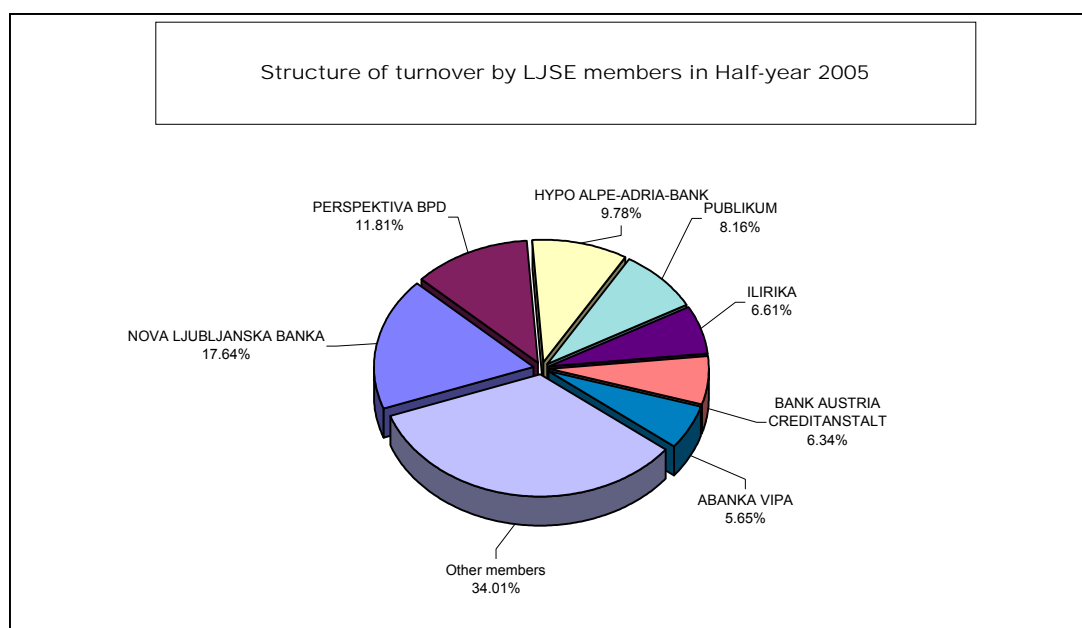
Member	Official market (in SIT)	Free market (in SIT)	Total (in SIT)	Share in turnover
1 NOVA LJUBLJANSKA BANKA	16,441,941,934	1,328,318,522	17,770,260,456	17.58%
2 PERSPEKTIVA BPD	16,723,684,489	618,604,025	17,342,288,514	17.16%
3 HYPO ALPE-ADRIA-BANK	12,640,591,040	1,887,653,534	14,528,244,574	14.37%
4 BANK AUSTRIA CREDITANSTALT	9,578,551,914	97,876,249	9,676,428,163	9.57%
5 RAIFFEISEN KREKOVA BANKA	5,866,140,544	527,010,276	6,393,150,820	6.33%
6 ILIRIKA	2,301,283,277	3,551,855,421	5,853,138,698	5.79%
7 ABANKA VIPA	3,922,367,914	1,817,845,316	5,740,213,230	5.68%
8 PROBANKA	2,894,204,767	1,650,946,904	4,545,151,671	4.50%
9 MARIBORSKA BPH	1,775,121,664	1,027,884,522	2,803,006,186	2.77%
10 SKB BANKA	2,592,688,804	51,100,484	2,643,789,288	2.62%
11 FACTOR BANKA	1,973,335,197	587,555,217	2,560,890,414	2.53%
12 BANKA KOPER	1,413,994,487	98,992,150	1,512,986,637	1.50%
13 PFCI	976,426,340	513,501,057	1,489,927,397	1.47%
14 POTEZA	504,969,773	980,723,896	1,485,693,669	1.47%
15 GBD GORENJSKA BORZNO POSREDNIŠKA DRUŽBA	397,975,661	745,105,865	1,143,081,526	1.13%
16 ARGONOS BPH	354,779,834	611,309,684	966,089,518	0.96%
17 CERTIUS BPH	375,342,749	466,862,535	842,205,284	0.83%
18 KD BPD	736,142,453	61,586,340	797,728,793	0.79%
19 DEŽELNA BANKA SLOVENIJE	143,213,121	611,873,861	755,086,982	0.75%
20 CELJSKA BORZNO-POSREDNIŠKA HIŠA	425,507,830	287,501,544	713,009,374	0.71%
21 MEDVEŠEK PUŠNIK	404,537,386	138,390,871	542,928,257	0.54%
22 PM&A BPD	90,588,936	221,313,885	311,902,821	0.31%
23 PUBLIKUM	182,850,484	103,255,736	286,106,220	0.28%
24 VERITAS BH	69,319,273	73,075,805	142,395,078	0.14%
25 MOJA DELNICA BPH	73,323,812	65,663,881	138,987,693	0.14%
26 B P H	13,082,186	40,494,303	53,576,489	0.05%
27 GORENJSKA BANKA	8,521,339	27,408,469	35,929,808	0.04%
<b>TOTAL</b>	<b>82,880,487,208</b>	<b>18,193,710,352</b>	<b>101,074,197,560</b>	<b>100.00%</b>





C8) TURNOVER BY LJSE MEMBERS IN HALF-YEAR 2005

Member	Official market (in SIT)	Free market (in SIT)	Total (in SIT)	Share in turnover
1 NOVA LJUBLJANSKA BANKA	63,124,200,557	16,001,055,376	79,125,255,933	17.64%
2 PERSPEKTIVA BPD	46,639,901,485	6,325,940,630	52,965,842,115	11.81%
3 HYPO ALPE-ADRIA-BANK	34,610,839,731	9,279,663,769	43,890,503,500	9.78%
4 PUBLIKUM	35,419,865,572	1,190,958,163	36,610,823,735	8.16%
5 ILIRIKA	18,778,456,277	10,881,637,017	29,660,093,294	6.61%
6 BANK AUSTRIA CREDITANSTALT	27,109,830,741	1,310,932,102	28,420,762,843	6.34%
7 ABANKA VIPA	12,258,267,689	13,101,024,341	25,359,292,030	5.65%
8 PROBANKA	10,049,781,342	10,106,349,358	20,156,130,700	4.49%
9 RAIFFEISEN KREKOVA BANKA	12,667,629,966	2,601,113,723	15,268,743,689	3.40%
10 FACTOR BANKA	10,655,085,012	4,516,962,257	15,172,047,269	3.38%
11 POTEZA	6,499,443,440	8,518,558,555	15,018,001,995	3.35%
12 MARIBORSKA BPH	6,740,922,553	5,446,741,584	12,187,664,137	2.72%
13 SKB BANKA	11,633,191,734	344,408,522	11,977,600,256	2.67%
14 GBD GORENJSKA BORZNO POSREDNIŠKA DRUŽBA	3,301,619,867	4,467,326,126	7,768,945,993	1.73%
15 DEŽELNA BANKA SLOVENIJE	3,207,541,019	4,501,276,102	7,708,817,121	1.72%
16 ARGONOS BPH	3,034,545,949	4,151,023,432	7,185,569,381	1.60%
17 MEDVEŠEK PUŠNIK	5,568,863,739	1,457,568,644	7,026,432,383	1.57%
18 BANKA KOPER	6,037,480,806	577,370,809	6,614,851,615	1.47%
19 PFCI	3,723,587,471	1,747,609,031	5,471,196,502	1.22%
20 CERTIUS BPH	1,671,281,387	3,607,384,456	5,278,665,843	1.18%
21 CELJSKA BORZNO-POSREDNIŠKA HIŠA	3,451,290,946	1,680,351,511	5,131,642,457	1.14%
22 KD BPD	2,468,299,202	1,480,788,998	3,949,088,200	0.88%
23 PM&A BPD	894,792,701	1,584,476,240	2,479,268,941	0.55%
24 VERITAS BH	508,741,446	817,648,899	1,326,390,345	0.30%
25 MOJA DELNICA BPH	534,378,679	696,888,732	1,231,267,411	0.27%
26 GORENJSKA BANKA	89,228,343	901,799,122	991,027,465	0.22%
27 B P H	235,181,286	415,184,015	650,365,301	0.14%
<b>TOTAL</b>	<b>330,914,248,940</b>	<b>117,712,041,514</b>	<b>448,626,290,454</b>	<b>100.00%</b>



## C9) TURNOVER IN YEARS 2004 AND 2005

### MONTHLY TURNOVER ON OFFICIAL MARKET

Year 2004	Number of trading days	Turnover (in SIT)		average	Number of bargains	
		per month	average per day	per bargain	per month	average per day
June	21	17,620,895,972	839,090,284	2,938,775	5,996	286
July	22	13,772,617,008	626,028,046	1,961,632	7,021	319
August	22	16,338,945,849	742,679,357	2,221,777	7,354	334
September	22	23,041,257,690	1,047,329,895	2,160,253	10,666	485
October	21	15,209,301,247	724,252,440	2,241,276	6,786	323
November	21	21,583,565,659	1,027,788,841	2,815,125	7,667	365
December	22	26,286,870,885	1,194,857,767	2,378,257	11,053	502
<b>TOTAL</b>	<b>255</b>	<b>256,666,278,605</b>			<b>106,587</b>	
<b>AVERAGE 2004</b>	<b>21</b>	<b>21,388,856,550</b>	<b>1,006,534,426</b>	<b>2,408,045</b>	<b>8,882</b>	<b>418</b>
<b>Year 2005</b>						
January	21	19,798,558,961	942,788,522	2,445,172	8,097	386
February	19	35,296,596,348	1,857,715,597	5,692,081	6,201	326
March	22	19,436,609,194	883,482,236	3,049,358	6,374	290
April	20	24,213,137,311	1,210,656,866	4,863,052	4,979	249
May	21	25,271,979,051	1,203,427,574	5,627,250	4,491	214
June	20	41,440,243,604	2,072,012,180	8,610,065	4,813	241
<b>TOTAL</b>	<b>123</b>	<b>165,457,124,469</b>			<b>34,955</b>	
<b>AVERAGE 2005</b>	<b>21</b>	<b>27,576,187,411</b>	<b>1,345,179,874</b>	<b>4,733,432</b>	<b>5,826</b>	<b>284</b>

### MONTHLY TURNOVER ON FREE MARKET \*

Year 2004	Number of trading days	Turnover (in SIT)		average	Number of bargains	
		per month	average per day	per bargain	per month	average per day
June	21	8,938,831,753	425,658,655	624,438	14,315	682
July	22	9,393,594,458	426,981,566	611,244	15,368	699
August	22	9,578,975,233	435,407,965	561,027	17,074	776
September	22	10,357,166,030	470,780,274	521,037	19,878	904
October	21	11,085,953,916	527,902,567	735,484	15,073	718
November	21	11,563,003,008	550,619,191	363,479	31,812	1,515
December	22	25,094,849,016	1,140,674,955	1,194,424	21,010	955
<b>TOTAL</b>	<b>255</b>	<b>139,985,652,788</b>			<b>246,481</b>	
<b>AVERAGE 2004</b>	<b>21</b>	<b>11,665,471,066</b>	<b>548,963,344</b>	<b>567,937</b>	<b>20,540</b>	<b>967</b>
<b>Year 2005</b>						
January	21	9,770,109,699	465,243,319	607,859	16,073	765
February	19	9,918,896,561	522,047,187	523,149	18,960	998
March	22	10,523,583,575	478,344,708	520,789	20,207	919
April	20	8,843,520,417	442,176,021	581,084	15,219	761
May	21	10,703,055,330	509,669,301	635,573	16,840	802
June	20	9,096,855,176	454,842,759	687,281	13,236	662
<b>TOTAL</b>	<b>123</b>	<b>58,856,020,757</b>			<b>100,535</b>	
<b>AVERAGE 2005</b>	<b>21</b>	<b>9,809,336,793</b>	<b>478,504,234</b>	<b>585,428</b>	<b>16,756</b>	<b>817</b>

\* Includes the turnover of shares, bonds, inv.funds and short-term securities.

MONTHLY TURNOVER ON ALL MARKETS

Year 2004	Number of trading days	Turnover (in SIT)		average	Number of bargains	
		per month	average per day	per bargain	per month	average per day
June	21	26,559,727,725	1,264,748,939	1,307,652	20,311	967
July	22	23,166,211,466	1,053,009,612	1,034,714	22,389	1,018
August	22	25,917,921,083	1,178,087,322	1,060,992	24,428	1,110
September	22	33,398,423,720	1,518,110,169	1,093,453	30,544	1,388
October	21	26,295,255,164	1,252,155,008	1,202,949	21,859	1,041
November	21	33,146,568,666	1,578,408,032	839,600	39,479	1,880
December	22	51,381,719,901	2,335,532,723	1,602,524	32,063	1,457
<b>TOTAL</b>	<b>255</b>	<b>396,651,931,393</b>			<b>353,068</b>	
<b>AVERAGE 2004</b>	<b>21</b>	<b>33,054,327,616</b>	<b>1,555,497,770</b>	<b>1,123,443</b>	<b>29,422</b>	<b>1,385</b>
<b>Year 2005</b>						
January	21	29,568,668,659	1,408,031,841	1,223,362	24,170	1,151
February	19	45,215,492,908	2,379,762,785	1,797,047	25,161	1,324
March	22	29,960,192,769	1,361,826,944	1,127,128	26,581	1,208
April	20	33,056,657,728	1,652,832,886	1,636,630	20,198	1,010
May	21	35,975,034,381	1,713,096,875	1,686,514	21,331	1,016
June	20	50,537,098,780	2,526,854,939	2,799,994	18,049	902
<b>TOTAL</b>	<b>123</b>	<b>224,313,145,226</b>			<b>135,490</b>	
<b>AVERAGE 2005</b>	<b>21</b>	<b>37,385,524,204</b>	<b>1,823,684,108</b>	<b>1,655,570</b>	<b>22,582</b>	<b>1,102</b>

TURNOVER BY SECURITIES ON ALL MARKETS OF LJUBLJANA STOCK EXCHANGE IN YEARS 1996 - 2005

Total turnover and number of bargains

Year	Number of trading days	Turnover (in SIT)		average	Number of bargains	
		per year	average per day	per bargain	per year	average per day
2005	123	224,313,145,226	1,823,684,108	1,655,570	135,490	1,102
2004	255	396,651,931,393	1,555,497,770	1,123,443	353,068	1,385
2003	249	340,236,695,283	1,366,412,431	995,420	341,802	1,373
2002	247	481,040,836,708	1,947,533,752	1,062,358	452,805	1,833
2001	247	348,643,571,200	1,411,512,434	1,088,977	320,157	1,296
2000	249	269,617,104,598	1,082,799,617	679,818	396,602	1,593
1999	254	265,671,058,734	1,045,949,050	594,292	447,038	1,760
1998	252	173,374,959,032	687,995,869	729,680	237,604	943
1997	249	108,296,251,892	434,924,706	771,594	140,354	564
1996	240	87,004,346,423	362,518,110	662,875	131,253	547

Average turnover and number of bargains

Year	Turnover (in SIT)			Number of bargains	
	per month	per day	per bargain	per month	per day
2005	37,385,524,204	1,823,684,108	1,655,570	22,582	1,102
2004	33,054,327,616	1,555,497,770	1,123,443	29,422	1,385
2003	28,353,057,940	1,366,412,431	995,420	28,484	1,373
2002	40,086,736,392	1,947,533,752	1,062,358	37,734	1,833
2001	29,053,630,933	1,411,512,434	1,088,977	26,680	1,296
2000	22,468,092,050	1,082,799,617	679,818	33,050	1,593
1999	22,139,254,895	1,045,949,050	594,292	37,253	1,760
1998	14,447,913,253	687,995,869	729,680	19,800	943
1997	9,024,687,658	434,924,706	771,594	11,696	564
1996	7,250,362,202	362,518,110	662,875	10,938	547

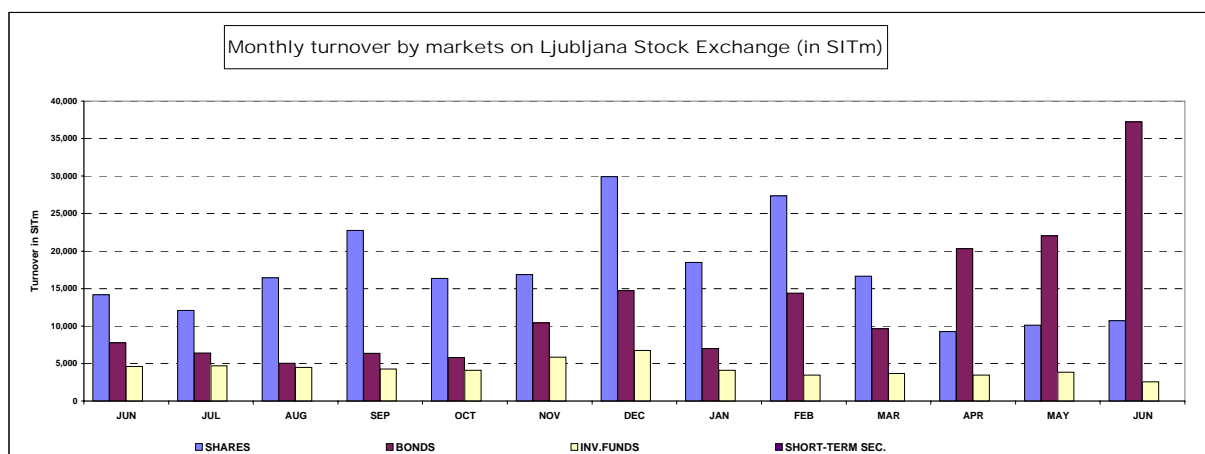
## STRUCTURE OF TURNOVER

MONTHLY TURNOVER BY MARKETS ON LJUBLJANA STOCK EXCHANGE (in SIT)

YEAR 2004	OFFICIAL MARKET		FREE MARKET		AUTHORISED CLOSED-END FUNDS	CLOSED-END FUNDS	SHORT-TERM SECURITIES	TOTAL
	SHARES	BONDS	SHARES	BONDS				
June	11,372,100,788	6,248,795,184	2,791,532,951	1,526,374,080	132,584,610	4,488,340,112	0	26,559,727,725
July	9,236,795,958	4,535,821,050	2,824,991,655	1,872,427,868	424,708,999	4,271,465,936	0	23,166,211,466
August	13,658,292,431	2,680,653,419	2,761,443,286	2,338,663,056	401,844,354	4,077,024,537	0	25,917,921,083
September	18,713,368,310	4,327,889,380	4,042,792,792	2,036,874,461	37,096,342	4,240,402,434	0	33,398,423,720
October	10,933,000,164	4,276,301,084	5,428,061,291	1,540,058,981	32,086,790	4,085,746,855	0	26,295,255,164
November	12,583,163,104	9,000,402,555	4,299,247,681	1,396,047,175		5,867,708,152	0	33,146,568,666
December	16,208,743,903	10,078,126,982	13,730,861,241	4,633,186,258		6,730,801,518	0	51,381,719,901
<b>TOTAL 2004</b>	<b>165,968,964,279</b>	<b>90,697,314,326</b>	<b>57,134,049,726</b>	<b>22,887,047,321</b>	<b>4,570,959,191</b>	<b>55,393,596,550</b>	<b>0</b>	<b>396,651,931,393</b>
<b>Year 2005</b>								
January	15,501,544,573	4,297,014,388	2,968,018,532	2,691,184,376		4,110,906,796	0	29,568,668,665
February	25,111,478,460	10,185,117,887	2,262,235,531	4,219,858,522		3,436,802,507	0	45,215,492,908
March	12,843,323,706	6,593,285,488	3,824,240,780	3,047,434,371		3,651,908,424	0	29,960,192,769
April	7,333,231,682	16,879,905,631	1,920,504,432	3,450,989,764		3,472,026,222	0	33,056,657,731
May	6,405,034,179	18,866,944,872	3,703,536,050	3,175,485,220		3,824,034,060	0	35,975,034,381
June	7,341,824,110	34,098,419,494	3,374,783,846	3,140,706,941		2,581,364,389	0	50,537,098,780
<b>Total 2005</b>	<b>74,536,436,711</b>	<b>90,920,687,760</b>	<b>18,053,319,171</b>	<b>19,725,659,194</b>	<b>0</b>	<b>21,077,042,398</b>	<b>0</b>	<b>224,313,145,234</b>

MONTHLY TURNOVER BY SECURITIES ON LJUBLJANA STOCK EXCHANGE (in SIT)

YEAR 2004	SHARES	BONDS	INVESTMENT FUNDS	SHORT-TERM SECURITIES	TOTAL
June	14,163,633,738	7,775,169,264	4,620,924,722	0	26,559,727,725
July	12,061,787,612	6,408,248,919	4,696,174,935	0	23,166,211,466
August	16,419,735,716	5,019,316,475	4,478,868,891	0	25,917,921,083
September	22,756,161,102	6,364,763,841	4,277,498,777	0	33,398,423,720
October	16,361,061,455	5,816,360,065	4,117,833,645	0	26,295,255,164
November	16,882,410,785	10,396,449,730	5,867,708,152	0	33,146,568,666
December	29,939,605,144	14,711,313,240	6,730,801,518	0	51,381,719,901
<b>TOTAL 2004</b>	<b>128,584,395,552</b>	<b>56,491,621,533</b>	<b>34,789,810,639</b>	<b>0</b>	<b>219,865,827,724</b>
<b>Year 2005</b>					
January	18,469,563,105	6,988,198,764	4,110,906,796	0	29,568,668,665 SIT
February	27,373,713,992	14,404,976,410	3,436,802,507	0	45,215,492,908 SIT
March	16,667,564,486	9,640,719,859	3,651,908,424	0	29,960,192,769 SIT
April	9,253,736,114	20,330,895,395	3,472,026,222	0	33,056,657,731 SIT
May	10,108,570,230	22,042,430,092	3,824,034,060	0	35,975,034,381 SIT
June	10,716,607,956	37,239,126,435	2,581,364,389	1	50,537,098,781 SIT
<b>Total 2005</b>	<b>92,589,755,882</b>	<b>110,646,346,954</b>	<b>21,077,042,398</b>	<b>0</b>	<b>224,313,145,235 SIT</b>



## D) MARKET CAPITALISATION

### MARKET CAPITALISATION - OFFICIAL MARKET (in SIT)

	30 Jun 2004	31 Dec 2004	31 May 2005	30 Jun 2005	Index 30 Jun 2005 / 31 May 2005	Index 30 Jun 2005 / 31 Dec 2004	Index 30 Jun 2005 / 30 Jun 2004	Share
<b>SHARES</b>	<b>1,110,063,887,255</b>	<b>1,232,947,810,739</b>	<b>1,102,119,931,991</b>	<b>1,051,673,602,250</b>	<b>95</b>	<b>85</b>	<b>95</b>	<b>49.12%</b>
Banks	2,380,000,000	2,560,000,000	2,459,687,850	2,455,727,000	100	96	103	0.23%
Companies	1,107,683,887,255	1,230,387,810,739	1,099,660,244,141	1,049,217,875,250	95	85	95	99.77%
<b>BONDS</b>	<b>807,338,551,270</b>	<b>891,837,016,901</b>	<b>1,023,325,859,934</b>	<b>1,089,186,337,779</b>	<b>106</b>	<b>122</b>	<b>135</b>	<b>50.88%</b>
State	687,250,533,161	757,866,753,249	906,567,588,651	943,053,757,210	104	124	137	86.58%
Banks	102,366,310,401	116,709,266,668	99,932,579,144	133,003,806,075	133	114	130	12.21%
Companies	17,721,707,707	17,260,996,984	16,825,692,139	13,128,774,494	78	76	74	1.21%
<b>TOTAL</b>	<b>1,917,402,438,524</b>	<b>2,124,784,827,640</b>	<b>2,125,445,791,925</b>	<b>2,140,859,940,030</b>	<b>101</b>	<b>101</b>	<b>112</b>	<b>100.00%</b>

### MARKET CAPITALISATION - FREE MARKET (in SIT)

	30 Jun 2004	31 Dec 2004	31 May 2005	30 Jun 2005	Index 30 Jun 2005 / 31 May 2005	Index 30 Jun 2005 / 31 Dec 2004	Index 30 Jun 2005 / 30 Jun 2004	Share
<b>SHARES</b>	<b>413,088,398,475</b>	<b>472,880,948,071</b>	<b>446,158,443,522</b>	<b>436,995,956,702</b>	<b>98</b>	<b>92</b>	<b>106</b>	<b>49.45%</b>
Companies	413,088,398,475	472,880,948,071	446,158,443,522	436,995,956,702	98	92	106	100.00%
<b>BONDS</b>	<b>175,101,174,235</b>	<b>214,735,283,245</b>	<b>282,137,005,640</b>	<b>282,456,748,561</b>	<b>100</b>	<b>132</b>	<b>161</b>	<b>31.96%</b>
State	136,823,216,266	150,803,342,977	183,022,814,225	182,749,716,052	100	121	134	64.70%
Banks	27,232,278,759	50,774,141,280	61,384,901,278	61,473,819,656	100	121	226	21.76%
Companies	3,871,884,209	5,965,514,987	29,915,585,210	30,420,864,502	102	510	786	10.77%
Insurance companies	7,173,795,000	7,192,284,000	7,813,704,927	7,812,348,351	100	-	-	2.77%
<b>CLOSED-END FUNDS</b>	<b>207,477,941,991</b>	<b>237,376,322,682</b>	<b>224,047,820,863</b>	<b>164,240,040,658</b>	<b>73</b>	<b>69</b>	<b>79</b>	<b>18.59%</b>
<b>AUTH. CLOSED-END FUNDS</b>	<b>14,122,267,349</b>	<b>-</b>	<b>-</b>	<b>-</b>	<b>-</b>	<b>-</b>	<b>-</b>	<b>-</b>
<b>TOTAL *</b>	<b>809,789,782,050</b>	<b>924,992,553,998</b>	<b>952,343,270,026</b>	<b>883,692,745,921</b>	<b>93</b>	<b>96</b>	<b>109</b>	<b>100.00%</b>

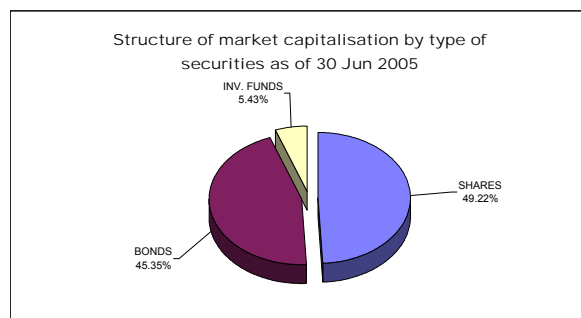
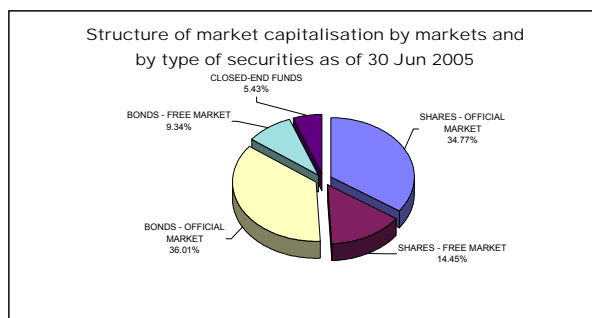
<b>TOTAL SHARES</b>	<b>1,523,152,285,730</b>	<b>1,705,828,758,811</b>	<b>1,548,278,375,513</b>	<b>1,488,669,558,952</b>	<b>96</b>	<b>87</b>	<b>98</b>	<b>49.22%</b>
<b>TOTAL BONDS</b>	<b>982,439,725,505</b>	<b>1,106,572,300,145</b>	<b>1,305,462,865,574</b>	<b>1,371,643,086,341</b>	<b>105</b>	<b>124</b>	<b>140</b>	<b>45.35%</b>
<b>INVESTMENT FUNDS</b>	<b>221,600,209,340</b>	<b>237,376,322,682</b>	<b>224,047,820,863</b>	<b>164,240,040,658</b>	<b>73</b>	<b>69</b>	<b>74</b>	<b>5.43%</b>
<b>TOTAL CAPITALISATION ON LJSE *</b>	<b>2,727,192,220,575</b>	<b>3,049,777,381,638</b>	<b>3,077,789,061,950</b>	<b>3,024,552,685,951</b>	<b>98</b>	<b>99</b>	<b>111</b>	<b>100.00%</b>

\* investment funds are included in market capitalisation

On 30 June 2005, the total market capitalisation of all shares traded, without investment funds, on the Ljubljana Stock Exchange (SIT 1,488.7 billion) corresponded to 24.0 % of GDP in 2004 - SIT 6,191 billion (at current prices; as reported by the Statistical Office of the Republic of Slovenia).

#### EXCHANGE RATES:

1USD= 196.7634 SIT as of 30 Jun 2004	1USD=176.2427 SIT as of 31 Dec 2004	1USD=191.6732 SIT as of 31 May 2005	1USD=198.6312 SIT as of 30 Jun 2005
1EUR=239.1265 SIT as of 30 Jun 2004	1EUR=239.7430 SIT as of 31 Dec 2004	1EUR=239.6107 SIT as of 31 May 2005	1EUR=239.5691 SIT as of 30 Jun 2005



D1) MARKET CAPITALISATION OF SHARES - OFFICIAL MARKET

Issue	Number of shares traded	Number of issued shares	Share of traded shares	Price as of 30 Jun 2005	Market capitalisation as of 30 Jun 2005 (in SIT)	Market capitalisation as of 30 Jun 2005 (in EUR)	Market capitalisation as of 30 Jun 2005 (in USD)
<b>Common shares</b>	-	-	-	-	<b>1,049,217,875,250</b>	<b>4,379,604,362</b>	<b>5,282,241,034</b>
1 KRKA	3,542,612	3,542,612	100.00%	76,560 SIT	271,223,402,077	1,132,130,154	1,365,462,234
2 PETROL	2,086,301	2,086,301	100.00%	62,870 SIT	131,164,742,446	547,502,756	660,343,100
3 MERCATOR	3,208,504	3,208,504	100.00%	33,532 SIT	107,587,427,788	449,087,248	541,644,152
4 SAVA	2,006,987	2,006,987	100.00%	43,518 SIT	87,340,842,991	364,574,743	439,713,615
5 GORENJE	12,200,000	12,200,000	100.00%	5,385 SIT	65,692,608,000	274,211,524	330,726,532
6 PIVOVARNA LAŠKO	8,576,801	8,576,801	100.00%	6,415 SIT	55,018,205,751	229,654,850	276,986,726
7 LUKA KOPER	7,140,000	7,140,000	100.00%	7,437 SIT	53,098,680,600	221,642,443	267,322,961
8 INTEREUROPA	7,902,413	7,902,413	100.00%	6,280 SIT	49,623,518,530	207,136,557	249,827,411
9 MERKUR	1,214,585	1,214,585	100.00%	36,148 SIT	43,905,000,768	183,266,543	221,037,786
10 ISTRABENZ	5,180,000	5,180,000	100.00%	8,164 SIT	42,290,297,000	176,526,509	212,908,632
11 AERODROM	1,936,229	1,936,229	100.00%	11,399 SIT	22,071,887,587	92,131,613	111,119,943
12 PIVOVARNA UNION	451,114	451,114	100.00%	46,600 SIT	21,021,912,400	87,748,847	105,833,889
13 TERME ČATEŽ	597,916	597,916	100.00%	35,007 SIT	20,931,359,016	87,370,863	105,378,002
14 DELO	667,464	667,464	100.00%	28,000 SIT	18,688,891,880	78,010,444	94,088,400
15 SALUS	134,980	134,980	100.00%	129,400 SIT	17,466,412,000	72,907,616	87,933,879
16 ETOL	254,619	254,619	100.00%	50,000 SIT	12,730,950,000	53,141,035	64,093,405
17 ŽITO	353,715	353,715	100.00%	30,192 SIT	10,679,472,932	44,577,840	53,765,335
18 COMET	1,700,688	1,700,688	100.00%	2,600 SIT	4,421,788,800	18,457,258	22,261,300
19 KOMPAS MTS	2,973,005	2,973,005	100.00%	1,486 SIT	4,417,558,399	18,439,600	22,240,003
20 MLINOTEST	2,389,177	2,389,177	100.00%	1,500 SIT	3,583,765,500	14,959,214	18,042,309
21 DELO PRODAJA	593,549	593,549	100.00%	5,600 SIT	3,323,815,045	13,874,139	16,733,600
22 EMONA OBALA KOPER	1,741,456	1,741,456	100.00%	812 SIT	1,413,731,395	5,901,142	7,117,368
23 GEODETSKI ZAVOD SLOVENIJE	379,820	379,820	100.00%	2,300 SIT	873,586,000	3,646,489	4,398,030
24 NIKA	186,695	186,695	100.00%	3,471 SIT	648,018,345	2,704,933	3,262,420
<b>Preferred shares</b>	-	-	-	-	<b>2,455,727,000</b>	<b>10,250,600</b>	<b>12,363,249</b>
1 PROBANKA	396,085	400,000	99.02%	6,200 SIT	2,455,727,000	10,250,600	12,363,249
<b>TOTAL SHARES</b>	-	-	-	-	<b>1,051,673,602,250</b>	<b>4,389,854,961</b>	<b>5,294,604,283</b>

EXCHANGE RATES	1 USD=	198.6312	SIT as of 30 Jun 2005
	1 EUR=	239.5691	SIT as of 30 Jun 2005

MARKET CAPITALISATION OF SHARES - FREE MARKET

Issue	Number of shares traded	Number of issued shares	Share of traded shares	Price as of 30 Jun 2005	Market capitalisation as of 30 Jun 2005 (in SIT)	Market capitalisation as of 30 Jun 2005 (in EUR)	Market capitalisation as of 30 Jun 2005 (in USD)
<b>Common shares</b>	-	-	-	-	<b>435.415.765.002</b>	<b>1.817.495.516</b>	<b>2.192.081.430</b>
1 HELIOS, DOMŽALE	219.861	219.861	100,00%	209.000 SIT	45.950.949.000	191.806.660	231.338.022
2 NFD HOLDING	30.184.540	30.184.540	100,00%	791 SIT	23.862.388.097	99.605.450	120.134.139
3 ZVON ENA HOLDING	12.431.743	12.431.743	100,00%	1.874 SIT	23.301.561.809	97.264.471	117.310.683
4 CINKARNA CELJE	812.477	814.626	99,74%	27.029 SIT	21.960.091.468	91.664.958	110.557.110
5 KD GROUP	186.436	186.436	100,00%	115.000 SIT	21.440.140.000	89.494.597	107.939.438
6 LESNINA	76.495	76.495	100,00%	272.000 SIT	20.806.640.000	86.850.266	104.750.110
7 AKTIVA INVEST	815.773	815.773	100,00%	21.000 SIT	17.131.233.000	71.508.525	86.246.436
8 JUTEKS	641.432	641.432	100,00%	25.658 SIT	16.458.073.929	68.698.651	82.857.446
9 KD HOLDING	1.373.534	1.373.534	100,00%	11.818 SIT	16.232.150.105	67.755.608	81.720.042
10 INFOND HOLDING	16.833.414	16.833.414	100,00%	920 SIT	15.486.740.880	64.644.150	77.967.313
11 ISKRA AVTOELEKTRIKA	1.608.313	1.608.313	100,00%	8.999 SIT	14.473.208.687	60.413.504	72.864.730
12 BELINKA	2.702.532	2.702.532	100,00%	5.001 SIT	13.515.362.532	56.415.300	68.042.495
13 AKTIVA NALOŽBE	13.591.508	13.591.508	100,00%	950 SIT	12.912.340.345	53.898.188	65.006.607
14 DZS	1.429.368	1.686.384	84,76%	5.444 SIT	7.781.593.741	32.481.625	39.176.090
15 TRIGLAV, FINANČNA DRUŽBA	6.356.989	6.356.989	100,00%	1.150 SIT	7.310.537.350	30.515.360	36.804.577
16 VIPA HOLDING	7.347.565	7.347.565	100,00%	920 SIT	6.759.759.800	28.216.326	34.031.712
17 ARKADA HOLDING	6.640.325	6.640.325	100,00%	910 SIT	6.042.695.750	25.223.185	30.421.685
18 ZVON DVA HOLDING	14.120.934	14.120.934	100,00%	428 SIT	6.042.347.659	25.221.732	30.419.932
19 CETIS	200.000	200.000	100,00%	30.000 SIT	6.000.000.000	25.044.966	30.206.735
20 MAKSIMA HOLDING	6.399.850	6.399.850	100,00%	805 SIT	5.152.007.247	21.505.308	25.937.553
21 TRIGLAV NALOŽBE	13.182.366	13.182.366	100,00%	380 SIT	5.009.299.080	20.909.621	25.219.095
22 GRAND HOTEL UNION	1.814.613	1.814.613	100,00%	2.701 SIT	4.900.924.937	20.457.250	24.673.490
23 KS2 NALOŽBE	10.911.340	10.911.340	100,00%	400 SIT	4.364.536.000	18.218.276	21.973.064
24 ETRA 33	45.423	45.423	100,00%	92.500 SIT	4.201.627.500	17.538.270	21.152.908
25 MEDALJON	1.734.000	1.734.000	100,00%	2.266 SIT	3.929.244.000	16.401.297	19.781.605
26 FRUCTAL	2.504.151	2.505.613	99,94%	1.542 SIT	3.861.400.842	16.118.109	19.440.052
27 ZLATA MONETA II	8.232.861	8.232.861	100,00%	469 SIT	3.859.235.922	16.109.072	19.429.153
28 TOVARNA SLADKORJA ORMOŽ	497.163	497.163	100,00%	7.500 SIT	3.728.722.500	15.564.288	18.772.089
29 HOTELI PALACE	2.346.102	2.346.102	100,00%	1.500 SIT	3.519.153.000	14.689.511	17.717.020
30 SWATY	288.940	288.940	100,00%	12.000 SIT	3.467.280.000	14.472.985	17.455.868
31 SLOVENIJALES	273.377	273.604	99,92%	12.510 SIT	3.419.946.270	14.275.406	17.217.568
32 GORENJSKI TISK	1.070.328	1.070.328	100,00%	2.900 SIT	3.103.630.102	12.955.052	15.625.089
33 TOSAMA	295.670	295.670	100,00%	10.300 SIT	3.045.401.000	12.711.994	15.331.937
34 JATA EMONA	3.197.534	3.197.534	100,00%	950 SIT	3.037.657.300	12.679.671	15.292.951
35 MIP	1.478.742	1.478.742	100,00%	2.050 SIT	3.031.421.100	12.653.640	15.261.556
36 MARINA PORTOROŽ	313.932	313.932	100,00%	9.600 SIT	3.013.747.200	12.579.866	15.172.577
37 MITOL, SEŽANA	687.627	687.627	100,00%	4.350 SIT	2.991.177.450	12.485.656	15.058.951
38 MAKSIMA INVEST	7.451.949	7.451.949	100,00%	400 SIT	2.980.779.600	12.442.254	15.006.603
39 SATURNUS EMBALAŽA	84.064	84.064	100,00%	35.011 SIT	2.943.153.776	12.285.198	14.817.178
40 LIV POSTOJNA	161.600	161.600	100,00%	17.000 SIT	2.747.200.000	11.467.255	13.830.657
41 POM-INVEST	2.241.983	2.241.983	100,00%	1.165 SIT	2.611.910.195	10.902.534	13.149.546
42 INFOND HOLDING 1	3.777.004	3.777.004	100,00%	650 SIT	2.455.052.600	10.247.785	12.359.854
43 LIP BLEDE	1.942.454	1.942.454	100,00%	1.212 SIT	2.354.254.248	9.827.036	11.852.389
44 INTERTRADE ITS	1.260.000	1.260.000	100,00%	1.742 SIT	2.195.373.600	9.163.843	11.052.511
45 NAMA	953.795	953.795	100,00%	2.220 SIT	2.117.424.900	8.838.472	10.660.082
46 PLAMA - PUR	686.798	686.798	100,00%	2.901 SIT	1.992.400.998	8.316.603	10.030.655
47 MEDVEŠEK PUŠNIK	80.000	80.000	100,00%	22.500 SIT	1.800.000.000	7.513.490	9.062.020
48 MELAMIN	349.913	349.913	100,00%	5.100 SIT	1.784.556.300	7.449.025	8.984.270
49 COLOR	950.391	950.391	100,00%	1.869 SIT	1.775.919.630	7.412.975	8.940.789
50 MODRA LINIJA HOLDING	1.882.991	1.882.991	100,00%	934 SIT	1.758.901.893	7.341.940	8.855.114
51 HRAM HOLDING	4.346.667	4.346.667	100,00%	370 SIT	1.608.266.790	6.713.165	8.096.748
52 VIZIJA HOLDING	2.277.503	2.277.503	100,00%	700 SIT	1.594.252.100	6.654.665	8.026.192
53 VIZIJA HOLDING ENA	2.129.725	2.129.725	100,00%	600 SIT	1.277.835.000	5.333.889	6.433.204
54 CERTIUS INVEST	3.091.062	3.091.062	100,00%	400 SIT	1.236.424.800	5.161.036	6.224.726
55 NIKO	35.875	35.875	100,00%	32.000 SIT	1.148.000.000	4.791.937	5.779.555
56 RTC KRVAVEC	1.155.734	1.155.734	100,00%	990 SIT	1.144.176.660	4.775.978	5.760.307
57 MERCATA	2.891.874	2.891.874	100,00%	391 SIT	1.131.937.321	4.724.889	5.698.688
58 GOZDNO GOSPODARSTVO BLEDE	611.900	611.900	100,00%	1.830 SIT	1.119.838.190	4.674.385	5.637.776

Issue	Number of shares traded	Number of issued shares	Share of traded shares	Price as of 30 Jun 2005	Market capitalisation as of 30 Jun 2005 (in SIT)	Market capitalisation as of 30 Jun 2005 (in EUR)	Market capitalisation as of 30 Jun 2005 (in USD)
59 KEMA PUCONCI	217.346	217.346	100,00%	5.000 SIT	1.086.730.000	4.536.186	5.471.094
60 GEA	1.254.960	1.254.960	100,00%	850 SIT	1.066.716.000	4.452.644	5.370.335
61 M1	2.681.638	2.681.638	100,00%	390 SIT	1.045.838.820	4.365.500	5.265.229
62 AKTIVA AVANT	2.951.872	2.951.872	100,00%	350 SIT	1.033.155.200	4.312.556	5.201.374
63 ALPETOUR POTOVALNA AGENCIJA	374.340	385.831	97,02%	2.450 SIT	917.207.868	3.828.573	4.617.642
64 GORIŠKE OPEKARNE	523.634	523.634	100,00%	1.700 SIT	890.177.800	3.715.745	4.481.561
65 VELANA	1.409.645	1.409.645	100,00%	610 SIT	860.024.415	3.589.880	4.329.755
66 TERME DOBRNA	692.542	692.542	100,00%	1.200 SIT	831.050.400	3.468.938	4.183.887
67 DANA	404.231	404.231	100,00%	2.000 SIT	808.462.000	3.374.651	4.070.166
68 IMP KLIMAT	353.900	353.900	100,00%	2.200 SIT	778.580.000	3.249.918	3.919.727
69 JADRAN	165.302	165.302	100,00%	4.610 SIT	762.042.220	3.180.887	3.836.468
70 FINIRA	2.179.206	2.179.206	100,00%	346 SIT	754.114.236	3.147.794	3.796.555
71 TRDNJAVA HOLDING	2.593.123	2.593.123	100,00%	280 SIT	726.333.752	3.031.834	3.656.695
72 UNIT-AS LJUBLJANA	173.377	173.377	100,00%	4.000 SIT	693.511.468	2.894.829	3.491.453
73 TEKSTINA	1.503.057	1.503.057	100,00%	449 SIT	675.143.143	2.818.156	3.398.978
74 INTERTRADE ITA	69.531	69.531	100,00%	9.702 SIT	674.589.762	2.815.846	3.396.192
75 KOMPAS HOTELI	162.700	162.700	100,00%	4.000 SIT	650.800.000	2.716.544	3.276.424
76 POM-NALOŽBE	2.296.500	2.296.500	100,00%	283 SIT	649.312.410	2.710.335	3.268.935
77 KOŠAKI TMI	43.236	43.236	100,00%	15.000 SIT	648.540.000	2.707.110	3.265.046
78 FOND INVEST	595.241	595.241	100,00%	1.056 SIT	628.634.020	2.624.020	3.164.830
79 INTARA	101.000	101.000	100,00%	6.000 SIT	606.000.000	2.529.542	3.050.880
80 IMP ČRPALKE LJUBLJANA	333.034	333.034	100,00%	1.800 SIT	599.461.200	2.502.248	3.017.961
81 KRONA HOLDING	1.287.121	1.287.121	100,00%	452 SIT	582.293.540	2.430.587	2.931.531
82 ŽITO INTES	2.518.194	2.518.194	100,00%	230 SIT	579.436.439	2.418.661	2.917.147
83 JAVOR PIVKA	1.194.700	1.194.700	100,00%	451 SIT	538.451.290	2.247.582	2.710.809
84 ŽELEZARNA RAVNE - MONTER DRAVOGRAD	336.225	336.225	100,00%	1.450 SIT	487.526.250	2.035.013	2.454.429
85 GRADIS, GP LJUBLJANA	304.750	304.750	100,00%	1.530 SIT	466.267.500	1.946.276	2.347.403
86 ELMO	708.000	708.000	100,00%	650 SIT	460.200.000	1.920.949	2.316.857
87 LESNINA EMMI	689.490	689.490	100,00%	600 SIT	413.694.000	1.726.825	2.082.724
88 HIDROTEHNIK	384.472	384.472	100,00%	1.000 SIT	384.472.000	1.604.848	1.935.607
89 INLES	693.595	712.410	97,36%	541 SIT	375.234.895	1.566.291	1.889.103
90 AGROKOMBINAT MARIBOR	453.956	499.291	90,92%	800 SIT	363.164.800	1.515.908	1.828.337
91 UNITAS, LJUBLJANA	173.377	173.377	100,00%	1.845 SIT	319.880.565	1.335.233	1.610.425
92 GEA COLLEGE	248.200	248.200	100,00%	1.215 SIT	301.563.000	1.258.773	1.518.206
93 TRDNJAVA I HOLDING	891.750	891.750	100,00%	310 SIT	276.531.675	1.154.288	1.392.186
94 SVILANIT, KAMNIK	410.407	410.407	100,00%	600 SIT	246.244.200	1.027.863	1.239.706
95 CREINA	48.594	48.594	100,00%	4.860 SIT	236.166.840	985.798	1.188.972
96 MK TISKARNA	103.954	103.954	100,00%	2.200 SIT	228.698.800	954.626	1.151.374
97 KLASJE CELJE	820.343	820.343	100,00%	252 SIT	206.726.436	862.909	1.040.755
98 LIZ INŽENIRING	123.846	123.846	100,00%	1.433 SIT	177.409.395	740.535	893.160
99 CAPITA	315.963	315.963	100,00%	550 SIT	173.779.650	725.384	874.886
100 METALKA TRGOVINA	1.152.048	1.152.048	100,00%	100 SIT	115.320.005	481.364	580.573
101 ZDRAVILIŠČE ROGAŠKA	898.110	961.898	93,37%	70 SIT	62.867.700	262.420	316.505
102 SIJAJ HRASTNIK	26.880	26.880	100,00%	2.100 SIT	56.448.000	235.623	284.185
103 JELEN GOSTINSKO PODJETJE	67.798	67.798	100,00%	800 SIT	54.238.400	226.400	273.061
104 AVTOPREVOZNIŠTVO IN SERVISI	308.696	308.696	100,00%	99 SIT	30.560.904	127.566	153.858
105 EGOLES - V LIKVIDACIJI	51.399	51.399	100,00%	200 SIT	10.279.800	42.910	51.753
<b>Preferred shares</b>	-	-	-	-	<b>1.580.191.700</b>	<b>6.595.975</b>	<b>7.955.405</b>
1 KD HOLDING	266.413	266.413	100,00%	5.900 SIT	1.571.836.700	6.561.099	7.913.342
2 ZDRAVILIŠČE ROGAŠKA	27.850	30.000	92,83%	300 SIT	8.355.000	34.875	42.063
<b>TOTAL SHARES</b>					<b>436.995.956.702</b>	<b>1.824.091.491</b>	<b>2.200.036.836</b>

EXCHANGE RATES	1 USD=	198,6312 SIT as of 30 Jun 2005
	1 EUR=	239,5691 SIT as of 30 Jun 2005



D2) MARKET CAPITALISATION OF BONDS - OFFICIAL MARKET

Issue	Number of issued bonds	Price as of 30 Jun 2005	Principal amt. as of 30 Jun 2005	Currency of denomination	Market capitalisation as of 30 Jun 2005 (in SIT)	Market capitalisation as of 30 Jun 2005 (in EUR)	Market capitalisation as of 30 Jun 2005 (in USD)
1 REPUBLIKA SLOVENIJA 59 <sup>th</sup> issue	13,832,500	102.50	10,000.00	SIT	140,704,190,000	587,321,946	708,369,028
2 REPUBLIKA SLOVENIJA 57 <sup>th</sup> issue	9,000,000	100.00	10,000.00	SIT	96,390,000,000	402,347,381	485,271,196
3 REPUBLIKA SLOVENIJA 60 <sup>th</sup> issue	8,200,000	102.10	10,000.00	SIT	81,868,800,000	341,733,554	412,164,856
4 REPUBLIKA SLOVENIJA 58 <sup>th</sup> issue	7,491,000	103.10	10,000.00	SIT	74,535,450,000	311,122,970	375,245,430
5 REPUBLIKA SLOVENIJA 56 <sup>th</sup> issue	5,000,000	107.20	10,000.00	SIT	52,100,000,000	217,473,789	262,295,148
6 REPUBLIKA SLOVENIJA 51 <sup>st</sup> issue	4,447,050	101.00	10,000.00	SIT	46,249,320,000	193,052,109	232,840,158
7 REPUBLIKA SLOVENIJA 33 <sup>rd</sup> issue	248,716	103.10	511.29	EUR	45,255,824,411	188,905,098	227,838,448
8 REPUBLIKA SLOVENIJA 52 <sup>nd</sup> issue	4,000,000	100.40	10,000.00	SIT	42,800,000,000	178,654,092	215,474,709
9 REPUBLIKA SLOVENIJA 55 <sup>th</sup> issue	4,000,000	105.00	10,000.00	SIT	40,744,000,000	170,072,017	205,123,868
10 REPUBLIKA SLOVENIJA 54 <sup>th</sup> issue	3,000,000	108.01	10,000.00	SIT	33,900,000,000	141,504,059	170,668,052
11 REPUBLIKA SLOVENIJA 38 <sup>th</sup> issue	1,000,000	102.20	100.00	EUR	27,730,123,325	115,750,000	139,606,081
12 REPUBLIKA SLOVENIJA 53 <sup>rd</sup> issue	1,000,000	103.00	100.00	EUR	25,969,290,440	108,400,000	130,741,245
13 REPUBLIKA SLOVENIJA 39 <sup>th</sup> issue	30,000,000	148.20	800.00	SIT	23,680,800,000	98,847,472	119,219,941
14 REPUBLIKA SLOVENIJA 10 <sup>th</sup> issue	5,218,961	105.20	3,461.14	SIT	17,874,208,750	74,609,826	89,986,914
15 REPUBLIKA SLOVENIJA 27 <sup>th</sup> issue	1,700,000	105.00	10,000.00	SIT	17,680,000,000	73,799,167	89,009,179
16 REPUBLIKA SLOVENIJA 21 <sup>th</sup> issue	2,000,000	101.65	8,500.00	SIT	16,797,700,000	70,116,305	84,567,278
17 REPUBLIKA SLOVENIJA 43 <sup>rd</sup> issue	1,560,000	101.80	10,000.00	SIT	15,623,400,000	65,214,587	78,655,317
18 REPUBLIKA SLOVENIJA 50 <sup>th</sup> issue	612,818	101.80	100.00	EUR	15,121,662,443	63,120,254	76,129,341
19 REPUBLIKA SLOVENIJA 48 <sup>th</sup> issue	600,000	102.00	100.00	EUR	15,020,982,570	62,700,000	75,622,473
20 REPUBLIKA SLOVENIJA 29 <sup>th</sup> issue	550,000	110.40	100.00	EUR	14,098,641,535	58,850,000	70,978,988
21 NLB 13 <sup>th</sup> issue	117,335	106.00	100,000.00	SIT	14,080,200,000	58,773,022	70,886,145
22 REPUBLIKA SLOVENIJA 18 <sup>th</sup> issue	500,000	105.00	100.00	EUR	12,996,623,675	54,250,000	65,430,928
23 REPUBLIKA SLOVENIJA 26 <sup>th</sup> issue	500,000	105.50	100.00	EUR	12,697,162,300	53,000,000	63,923,303
24 REPUBLIKA SLOVENIJA 42 <sup>nd</sup> issue	1,200,000	103.20	10,000.00	SIT	12,180,000,000	50,841,281	61,319,672
25 REPUBLIKA SLOVENIJA 45 <sup>th</sup> issue	1,211,249	106.60	10,000.00	SIT	12,112,490,000	50,559,484	60,979,796
26 NLB 10 <sup>th</sup> issue	108,243	103.00	100,000.00	SIT	11,419,636,500	47,667,402	57,491,655
27 NLB 9 <sup>th</sup> issue	108,474	103.00	100,000.00	SIT	11,172,822,000	46,637,158	56,249,079
28 REPUBLIKA SLOVENIJA 23 <sup>rd</sup> issue	400,000	103.20	100.00	EUR	10,564,997,310	44,100,000	53,189,012
29 NLB 17 <sup>th</sup> issue	101,694	108.00	100,000.00	SIT	10,169,400,000	42,448,713	51,197,395
30 BTC HIPOTEKARNE	400,000	105.00	100.00	EUR	10,061,902,200	42,000,000	50,656,202
31 REPUBLIKA SLOVENIJA 25 <sup>th</sup> issue	800,000	100.30	10,000.00	SIT	8,320,000,000	34,729,020	41,886,672
32 REPUBLIKA SLOVENIJA 22 <sup>nd</sup> issue	800,000	100.00	10,000.00	SIT	8,256,000,000	34,461,873	41,564,467
33 NLB 12 <sup>th</sup> issue	80,000	99.00	100,000.00	SIT	8,168,000,000	34,094,547	41,121,435
34 NLB 16 <sup>th</sup> issue	77,557	114.30	100,000.00	SIT	7,755,700,000	32,373,541	39,045,729
35 REPUBLIKA SLOVENIJA 49 <sup>th</sup> issue	78,392	102.00	380.00	EUR	7,529,022,626	31,427,353	37,904,532
36 NOVA KBM 7 <sup>th</sup> issue	70,000	99.40	100,000.00	SIT	7,000,000,000	29,219,127	35,241,191
37 NOVA KBM 8 <sup>th</sup> issue	70,000	99.97	100,000.00	SIT	7,000,000,000	29,219,127	35,241,191
38 NLB 11 <sup>th</sup> issue	26,326	102.10	1,000.00	EUR	6,508,716,803	27,168,432	32,767,847
39 NOVA KBM 5 <sup>th</sup> issue	60,000	104.00	100,000.00	SIT	6,312,000,000	26,347,304	31,777,485
40 REPUBLIKA SLOVENIJA 32 <sup>nd</sup> issue	238,655	103.90	100.00	EUR	6,146,244,083	25,655,412	30,942,994
41 NOVA KBM 6 <sup>th</sup> issue	50,000	100.40	100,000.00	SIT	5,082,500,000	21,215,173	25,587,622
42 ABANKA VIPA 7 <sup>th</sup> issue	173,000	103.90	100.00	EUR	4,306,182,702	17,974,700	21,679,287
43 ABANKA 6 <sup>th</sup> issue	135,000	102.20	100.00	EUR	3,305,334,873	13,797,000	16,640,562
44 REPUBLIKA SLOVENIJA 44 <sup>th</sup> issue	296,493	108.00	10,000.00	SIT	3,288,107,370	13,725,090	16,553,831
45 REPUBLIKA SLOVENIJA 31 <sup>st</sup> issue	294,768	100.20	10,000.00	SIT	3,124,540,800	13,042,336	15,730,363
46 BANKA CELJE 8 <sup>th</sup> issue	125,000	101.80	100.00	EUR	3,048,516,798	12,725,000	15,347,623
47 NLB 3 <sup>rd</sup> issue	12,000	101.50	1,000.00	EUR	2,961,074,076	12,360,000	14,907,397
48 NOVA KBM 3 <sup>rd</sup> issue, A series	20,000	106.60	100,000.00	SIT	2,731,027,763	11,399,750	13,749,239
49 ABANKA 4 <sup>th</sup> issue	100,000	102.00	100.00	EUR	2,443,604,820	10,200,000	12,302,220
50 ABANKA 5 <sup>th</sup> issue	100,000	102.00	100.00	EUR	2,443,604,820	10,200,000	12,302,220
51 BANKA CELJE 5 <sup>th</sup> issue	100,000	101.80	100.00	EUR	2,438,813,438	10,180,000	12,278,098
52 BANKA CELJE 7 <sup>th</sup> issue	100,000	101.10	100.00	EUR	2,422,043,601	10,110,000	12,193,671
53 BANKA CELJE 6 <sup>th</sup> issue, A series	100,000	100.40	100.00	EUR	2,405,273,764	10,040,000	12,109,244
54 NOVA KBM 2 <sup>nd</sup> issue	18,000	103.00	500.00	EUR	2,220,805,557	9,270,000	11,180,547
55 NOVA KBM 3 <sup>rd</sup> issue, B series	18,000	106.60	500.00	EUR	2,156,121,900	9,000,000	10,854,900
56 DEŽELNA BANKA SLOVENIJE 3 <sup>rd</sup> issue	200,000		10,000.00	SIT	2,065,727,769	8,622,680	10,399,815
57 ABANKA 3 <sup>rd</sup> issue	70,000	100.00	100.00	EUR	1,676,983,700	7,000,000	8,442,700
58 BTC 2 <sup>nd</sup> issue	340,000	107.50	18.27	EUR	1,599,766,986	6,677,685	8,053,956
59 HOTELI BERNARDIN	20,000	103.10	296.99	EUR	1,467,105,309	6,123,934	7,386,077
60 STANOVANJSKI SKLAD RS 2 <sup>nd</sup> issue	20,000		59,595.88	SIT	1,268,074,049	5,293,145	6,384,063
61 BANKA CELJE 4 <sup>th</sup> issue	100,000	102.10	24.59	EUR	601,471,526	2,510,639	3,028,082
62 STANOVANJSKI SKLAD RS 1 <sup>st</sup> issue	70,965		24.03	EUR	426,101,524	1,778,616	2,145,189
63 BANKA VIPA 7 <sup>th</sup> issue	10,000	100.15	137.50	EUR	341,595,590	1,425,875	1,719,748
64 BANKA VIPA 6 <sup>th</sup> issue	10,000		112.50	EUR	274,905,542	1,147,500	1,384,000
65 BANKA VIPA 5 <sup>th</sup> issue	10,000	103.30	87.50	EUR	214,863,537	896,875	1,081,721
66 BANKA VIPA 4 <sup>th</sup> issue	8,000	112.00	79.90	EUR	157,894,992	659,079	794,915
67 BANKA VIPA 3 <sup>rd</sup> issue	10,000		47.94	EUR	118,984,006	496,658	599,020
<b>TOTAL</b>					<b>1,089,186,337,779</b>	<b>4,546,439,160</b>	<b>5,483,460,493</b>

EXCHANGE RATES	1 USD=	198.6312	SIT as of 30 Jun 2005
	1 EUR=	239.5691	SIT as of 30 Jun 2005

## MARKET CAPITALISATION OF BONDS - FREE MARKET

Issue	Number of issued bonds	Price as of 30 Jun 2005	Principal amt. as of 30 Jun 2005	Currency of denomination	Market capitalisation as of 30 Jun 2005 (in SIT)	Market capitalisation as of 30 Jun 2005 (in EUR)	Market capitalisation as of 30 Jun 2005 (in USD)
1 SLOV. ODŠKODNINSKA DRUŽBA 2 <sup>nd</sup> issue	14,000,000	108.14	49.93	EUR	181,095,128,694	755,920,228	911,715,424
2 DARS 1 <sup>st</sup> issue	134,300	113.95	100,000.00	SIT	15,303,485,000	63,879,211	77,044,719
3 NLB 15 <sup>th</sup> issue	131,126	105.35	100,000.00	SIT	13,814,124,100	57,662,378	69,546,597
4 POSLOVNI SISTEM MERCATOR	365,400	104.30	100.00	EUR	9,130,270,675	38,111,220	45,965,944
5 ZAVAROVALNICA TRIGLAV 1 <sup>st</sup> issue	30,000	108.70	1,000.00	EUR	7,812,348,351	32,610,000	39,330,923
6 NLB 7 <sup>th</sup> issue	62,500	107.00	100,000.00	SIT	6,687,500,000	27,914,702	33,667,923
7 ABANKA VIPA 10 <sup>th</sup> issue	21,000	103.50	1,000.00	EUR	5,207,034,389	21,735,000	26,214,585
8 NLB 14 <sup>th</sup> issue	17,000	100.00	1,000.00	EUR	4,072,674,700	17,000,000	20,503,701
9 NLB 8 <sup>th</sup> issue	14,276	103.50	1,000.00	EUR	3,539,791,568	14,775,660	17,820,924
10 PROBANKA 7 <sup>th</sup> issue	120,000	102.00	100.00	EUR	2,932,325,784	12,240,000	14,762,665
11 POŠTNA BANKA SLOVENIJE 5 <sup>th</sup> issue	10,000	102.40	1,000.00	EUR	2,453,187,584	10,240,000	12,350,464
12 ABANKA VIPA 8 <sup>th</sup> issue	100,000	101.10	100.00	EUR	2,422,043,601	10,110,000	12,193,671
13 ABANKA VIPA 9 <sup>th</sup> issue	100,000		100.00	EUR	2,395,691,000	10,000,000	12,061,000
14 POTEZA NALOŽBE	100,000		100.00	EUR	2,395,691,000	10,000,000	12,061,000
15 BANKA KOPER 4 <sup>th</sup> issue	20,000	107.60	100,000.00	SIT	2,152,000,000	8,982,795	10,834,149
16 PROBANKA 5 <sup>th</sup> issue	78,500	100.00	100.00	EUR	1,880,617,435	7,850,000	9,467,885
17 POŠTNA BANKA SLOVENIJE 3 <sup>rd</sup> issue	17,955	100.00	100,000.00	SIT	1,827,055,877	7,626,425	9,198,232
18 POŠTNA BANKA SLOVENIJE 2 <sup>nd</sup> issue	15,000	112.50	100,000.00	SIT	1,689,298,656	7,051,405	8,504,699
19 STANOVANJSKI SKLAD 3 <sup>rd</sup> issue	20,000	115.00	71,933.79	SIT	1,654,587,358	6,906,514	8,329,947
20 DEŽELNA BANKA SLOVENIJE 4 <sup>th</sup> issue	67,530		100.00	EUR	1,617,810,132	6,753,000	8,144,794
21 PROBANKA 6 <sup>th</sup> issue	65,000	103.00	100.00	EUR	1,603,915,125	6,695,000	8,074,840
22 FACTOR BANKA 8 <sup>th</sup> issue	6,300		1,000.00	EUR	1,509,285,330	6,300,000	7,598,430
23 FACTOR BANKA 9 <sup>th</sup> issue	5,927	104.60	1,000.00	EUR	1,485,242,654	6,199,642	7,477,389
24 BANKA ZASAVJE 3 <sup>rd</sup> issue	5,000	101.00	1,000.00	EUR	1,209,823,955	5,050,000	6,090,805
25 FMR 1 <sup>st</sup> issue	50,000		100.00	EUR	1,197,845,500	5,000,000	6,030,500
26 FACTOR BANKA 10 <sup>th</sup> issue	1,184	100.00	1,000,000.00	SIT	1,184,000,000	4,942,207	5,960,796
27 FACTOR BANKA 6 <sup>th</sup> issue	10,000	102.79	419.65	EUR	1,033,403,504	4,313,593	5,202,624
28 KD INVESTMENTS 1 <sup>st</sup> issue	80,000	104.15	51.13	EUR	1,020,600,685	4,260,152	5,138,169
29 AUTOCOMMERCE 1 <sup>st</sup> issue	22,300	106.20	174.93	EUR	992,486,201	4,142,797	4,996,628
30 PROBANKA 4 <sup>th</sup> issue	50,000	100.01	63.19	EUR	756,994,263	3,159,816	3,811,054
31 SIP STROJNA INDUSTRIJA 1 <sup>st</sup> issue, B series	17,250		92.07	EUR	380,485,441	1,588,208	1,915,537
<b>TOTAL</b>					<b>282,456,748,561</b>	<b>1,179,019,951</b>	<b>1,422,016,020</b>

EXCHANGE RATES	1 USD=	198.6312	SIT as of 30 Jun 2005
	1 EUR=	239.5691	SIT as of 30 Jun 2005

### D3) MARKET CAPITALISATION OF INVESTMENT FUNDS

	<b>Closed-end funds</b>	<b>Number of shares traded</b>	<b>Price as of 30 Jun 2005</b>	<b>Market capitalisation as of 30 Jun 2005 (in SIT)</b>	<b>Market capitalisation as of 30 Jun 2005 (in EUR)</b>	<b>Market capitalisation as of 30 Jun 2005 (in USD)</b>
1	NFD 1 DELNIŠKI INVESTICIJSKI SKLAD	160,580,300	317 SIT	50,918,407,327	212,541,631	256,346,472
2	KD ID	92,046,145	224 SIT	20,599,006,790	85,983,571	103,704,790
3	ZLATA MONETA I, ID	136,595,600	140 SIT	19,097,430,836	79,715,751	96,145,172
4	INFOND ID	8,132,314	2,340 SIT	19,029,696,083	79,433,016	95,804,164
5	MAKSIMA ID	7,811,823	2,317 SIT	18,096,947,280	75,539,572	91,108,281
6	KRONA SENIOR	73,170,428	149 SIT	10,928,003,422	45,615,246	55,016,550
7	MODRA LINIJA	34,156,833	235 SIT	8,032,320,848	33,528,201	40,438,364
8	VIPA INVEST	3,079,247	2,069 SIT	6,370,130,646	26,589,951	32,070,141
9	ZVON ENA ID	2,277,577	2,632 SIT	5,993,739,961	25,018,836	30,175,219
10	INFOND ID 1	4,956,471	1,044 SIT	5,174,357,465	21,598,601	26,050,074
	<b>TOTAL</b>			<b>164,240,040,658</b>	<b>685,564,376</b>	<b>826,859,228</b>

<b>EXCHANGE RATES</b>	1 USD=	198.6312	SIT as of 30 Jun 2005
	1 EUR=	239.5691	SIT as of 30 Jun 2005

## E) OTHER

### E1) INDICATORS AS OF 30 JUNE 2005

ISSUE	Price as of 30 Jun 2005	Total net profit (loss) in 000 SIT in year 2004	Earning per share as of 31 Dec 2004	P / E <sup>(1)</sup>	Dividend for year 2003 or 2004	Dividend yield	Book value as of 31 Dec 2004	Market book ratio	Turnover ratio <sup>(2)</sup>
Aerodrom <sup>(4)</sup>	11,399 SIT	2,040,101	537.36 SIT	21.21	220 SIT	1.93%	4,909.64 SIT	2.32	0.11
Comet	2,600 SIT	79,039	47.12 SIT	55.18	200 SIT	7.69%	3,441.87 SIT	0.76	0.02
Delo	28,000 SIT	729,216	1,092.52 SIT	25.63	600 SIT	2.14%	8,962.40 SIT	3.12	0.11
Delo Prodaja	5,600 SIT	641,763	1,106.29 SIT	5.06	300 SIT	5.36%	6,490.22 SIT	0.86	0.06
Emona obala	812 SIT	(2,342,043)	(1,494.31 SIT)	<sup>(3)</sup>	0	0.00%	2,920.42 SIT	0.28	0.08
Etol	50,000 SIT	958,886	4,200.86 SIT	11.90	1,350 SIT	2.70%	46,324.30 SIT	1.08	0.04
Geodetski zavod Slovenije	2,300 SIT	57,121	151.08 SIT	15.22	80 SIT	3.48%	3,590.57 SIT	0.64	0.04
Gorenje	5,385 SIT	4,885,474	409.82 SIT	13.14	100 SIT	1.86%	5,207.86 SIT	1.03	0.16
Intereuropa	6,280 SIT	2,824,667	357.44 SIT	17.57	240 SIT	3.82%	4,515.34 SIT	1.39	0.14
Istrabenz	8,164 SIT	9,042,702	1,745.71 SIT	4.68	130 SIT	1.59%	7,708.91 SIT	1.06	0.06
Kompas MTS	1,486 SIT	(564,361)	(189.83)	<sup>(3)</sup>	110 SIT	7.40%	3,679.00 SIT	0.40	0.89
Krka	76,560 SIT	14,630,663	4,328.66 SIT	17.69	1,400 SIT	1.83%	29,512.95 SIT	2.59	0.13
Luka Koper <sup>(4)</sup>	7,437 SIT	4,394,450	313.89 SIT	23.69	245 SIT	3.29%	4,328.37 SIT	1.72	0.11
Mercator	33,532 SIT	6,561,554	2,045.64 SIT	16.39	500 SIT	1.49%	27,532.62 SIT	1.22	0.19
Merkur	36,148 SIT	2,652,193	2,199.61 SIT	16.43	600 SIT	1.66%	31,593.19 SIT	1.14	0.17
Mlinotest	1,500 SIT	428,816	179.48 SIT	8.36	52 SIT	3.47%	2,444.86 SIT	0.61	0.02
Nika	3,471 SIT	90,717	485.91 SIT	7.14	0	0.00%	4,428.28 SIT	0.78	0.01
Petrol	62,870 SIT	6,946,310	3,372.86 SIT	18.64	700 SIT	1.11%	38,263.45 SIT	1.64	0.11
Pivovarna Laško	6,415 SIT	1,076,311	123.13 SIT	52.10	50 SIT	0.78%	4,972.15 SIT	1.29	0.13
Pivovarna Union	46,600 SIT	(1,045,807)	(2,318.27)	<sup>(3)</sup>	0	0.00%	45,216.33 SIT	1.03	0.58
Salus	129,400 SIT	1,740,301	13,182.50 SIT	9.82	4,500 SIT	3.48%	69,660.93 SIT	1.86	0.11
Sava	129,400 SIT	4,905,407	2,636.34 SIT	49.08	620 SIT	0.48%	33,988.11 SIT	3.81	0.11
Terme Čatež	43,518 SIT	679,596	1,386.42 SIT	31.39	1,000 SIT	2.30%	28,723.98 SIT	1.52	0.12
Žito	35,007 SIT	284,852	814.40 SIT	42.99	920 SIT	2.63%	39,594.75 SIT	0.88	0.05
<b>MARKET AVERAGE <sup>(5)</sup></b>				<b>16.75</b>		<b>1.92%</b>		<b>1.36</b>	

Calculated on the basis of last audit consolidated financial statements. Average number of shares traded in last 2 years has been used for the calculations.

(1) P / E = PRICE / EARNINGS PER SHARE

(2) Yearly turnover / average capitalisation on 30 Jun 2004, 31 Dec 2004 and 30 Jun 2005.

(3) Not applicable.

(4) By Aerodrom and Luka Koper P / E is calculated on all shares.

(5) Average P/E = total market capitalisation of common shares listed on official market 30 Jun 2005 / total net profit of companies listed on official market (in year 2004), adjusted with share of listed securities.

Average div. yield = total dividends, paid by the companies listed on official market in year 2004, adjusted with share of listed securities / total market capitalisation of common shares on official market (30 Jun 2005).

Average price / book value = total market capitalisation of common shares listed on official market (30 Jun 2005) / total equity of companies listed on official market (31 Dec 2004), adjusted with share of listed securities.

## E2) OWNERSHIP AND NET INFLOW OF FOREIGN INVESTMENTS

CHANGES IN FOREIGN OWNERSHIP IN CURRENT YEAR				
ISSUE	Balance as of 30 Jun 2005 (in %)	Balance as of 30 Jun 2004 (in %)	% points change 30 Jun 2005/ 30 Jun 2004	Market capitalisation as of 30 Jun 2005 (in SITm)
PIVOVARNA LAŠKO	4.81	2.20	2.62	55,018
KRKA	3.27	2.73	0.54	271,223
ETOL	0.55	0.06	0.49	12,731
TERME ČATEŽ	3.54	3.14	0.40	20,931
ŽITO	0.89	1.30	-0.41	10,679
DELO PRODAJA	0.07	0.51	-0.45	3,324
ISTRABENZ	0.18	25.24	-25.06	42,290
PIVOVARNA UNION	0.84	42.21	-41.37	21,022

### NET INFLOW OF FOREIGN PORTFOLIO INVESTMENTS BY MONTH IN SITm

	Exchange market	Off-exchange market	Total	Turnover of foreign investors on the exchange	Foreign ownership (capitalisation of shares)	Share in turnover of foreign investors
<b>Year 2004</b>						
June	-506.95	3,605.46	3,098.51	1,619.45	4.66%	6.10%
July	-552.04	526.37	-25.67	1,421.14	4.42%	6.13%
August	-260.60	-6.47	-267.07	1,233.34	4.37%	4.76%
September	127.39	1,470.87	1,598.26	1,508.10	4.30%	4.52%
October	-590.79	17,526.67	16,935.88	1,793.58	3.80%	6.82%
November	218.93	6,540.49	6,759.42	1,735.66	4.02%	5.24%
December	244.0	8,670.3	8,914.3	2,336.1	4.47%	4.55%
<b>Year 2005</b>						
January	638.6	2,917.8	3,556.5	1,632.9	4.48%	5.50%
February	1,944.8	-2,426.2	-481.4	2,586.4	3.98%	9.45%
March	-120.2	2,393.9	2,273.7	1,966.4	4.07%	11.80%
April	-9.7	15,428.9	15,419.2	1,224.1	3.90%	13.23%
May	-19.2	3,919.2	3,899.9	750.8	4.04%	7.43%
<b>June</b>	<b>316.6</b>	<b>33,032.7</b>	<b>33,349.3</b>	<b>803.5</b>	<b>3.82%</b>	<b>7.50%</b>
<b>Total in half-year 2005</b>	<b>2,750.9</b>	<b>55,266.3</b>	<b>58,017.1</b>	<b>8,964.2</b>	<b>3.82%</b>	<b>9.68%</b>
Total in half-year 2004	423.9	-1,543.5	-1,119.5	8,777.5	4.66%	8.08%
Total in year 2004	-389.19	33,184.73	32,795.54	18,805.40	4.47%	4.74%
Total in year 2003	521.20	52,206.99	52,728.19	11,916.37	5.91%	3.50%
Total in year 2002	-11,895.17	337,085.31	325,190.16	39,402.86	19.68%	8.19%
Total in year 2001	4,499.69	63,500.44	68,000.03	10,555.78	10.51%	3.03%
Total in year 2000	208.11	8,540.41	8,748.52	4,295.57	7.77%	1.59%
Total in year 1999	-2,269.19	674.01	-1,595.09	3,163.40	7.98%	1.19%
Total in year 1998	2,761.20	-2,104.00	657.30	14,333.90	8.86%	8.27%
Total in year 1997	8,440.86	9,965.96	18,406.81	24,090.40	n.a.	22.24%
Total in year 1996	7,439.48	3,381.38	10,820.86	9,718.80	n.a.	11.17%

### E3) RECORD VALUES

#### RECORD DAILY TURNOVER IN YEAR 2005

14 February 2005

	Turnover (in SIT)	Number of bargains	Volume in pieces
Order book trades	539,115,794	1,072	261,188
Cross trades	69,638,132	191	43,244
Block trades	17,687,181,300	4	257,500
<b>Total</b>	<b>18,295,935,226</b>	<b>1,267</b>	<b>561,932</b>

#### MAX AND MIN VALUE OF TURNOVER AND INDICES

	In year 2005		In years 1989-2004	
Monthly turnover (in SITm)	<b>50,537.10</b>	<b>June 2005</b>	62,044	December 2002
Daily turnover (in SITm)	18,296	14 Feb 2005	11,474	16 Jul 2002
Number of bargains per day	1,616	17 Feb 2005	6,411	27 Dec 2002
Value of block trade (in SITm)	16,962.40	14 Feb 2005	8,128	23 Nov 2001
Max value of SBI 20 index	5,131.61	1 Feb 2005	4,935.29	15 Nov 2004
Min value of SBI 20 index	<b>4,396.80</b>	<b>30 Jun 2005</b>	891.93	10 Sep 1996
Max value of PIX index	4,752.47	31 Jan 2005	4,606.40	26 Nov 2004
Min value of PIX index	<b>4,152.75</b>	<b>29 Jun 2005</b>	965.15	29 Apr 1999
Max value of BIO index	122.60	16 Mar 2005	122.27	27 Dec 2004
Min value of BIO index	120.63	20 Jan 2005	100.46	5 July 1995
<b>Other</b>				
Market capitalisation in SITm	3,116,721	28 Feb 2005	3,049,777	31 Dec 2004
Share in turnover of foreign investors	4.48%	31 Jan 2005	19.68%	31 Dec 2002

## E4) NEW LISTED AND DELISTED SECURITIES AND CHANGES IN YEAR 2005

### NEW LISTED SECURITIES

#### OFFICIAL MARKET

##### BONDS

Issuer	Trading code	Nomin. value of issue	Issue	Listing date	First trading day
Republika Slovenija	RS58	16,910,000,000 SIT	58 <sup>th</sup> issue	24 Jan 2005	2 Feb 2005
Republika Slovenija	RS59	23,090,000,000 SIT	59 <sup>th</sup> issue	24 Jan 2005	2 Feb 2005
Republika Slovenija	RS60	20,000,000,000 SIT	60 <sup>th</sup> issue	4 Apr 2005	14 Apr 2005
Nova Kreditna banka Maribor	KBM7	7,000,000,000 SIT	7 <sup>th</sup> issue	21 Jun 2005	30 Jun 2005
Nova Kreditna banka Maribor	KBM8	7,000,000,000 SIT	8 <sup>th</sup> issue	21 Jun 2005	30 Jun 2005
Nova Ljubljanska banka	NLB16	7,755,700,000 SIT	16 <sup>th</sup> issue	21 Jun 2005	30 Jun 2005
Nova Ljubljanska banka	NLB17	10,169,400,000 SIT	17 <sup>th</sup> issue	21 Jun 2005	30 Jun 2005

#### FREE MARKET

##### SHARES

Issuer	Trading code	Type of share	Listing date	First trading day
CAP NALOŽBE, LJUBLJANA	CPNR	common	3 Jan 2005	12 Jan 2005
D HOLDING, DOMŽALE	DHLR	common	3 Jan 2005	12 Jan 2005

##### BONDS

Issuer	Trading code	Nominal value of issue	Issue	Listing date	First trading day
Poslovni sistem Mercator	MEO1	36,540,000 EUR	1 <sup>st</sup> issue	31 Jan 2005	10 Feb 2005
Abanka Vipava	AB10	21,000,000 EUR	10 <sup>th</sup> issue	23 Feb 2005	7 Mar 2005
FMR	FMR1	5,000,000 EUR	1 <sup>st</sup> issue	29 Apr 2005	5 May 2005
FACTOR BANKA	FB08	6,300,000 EUR	8 <sup>th</sup> issue	29 Apr 2005	10 May 2005
FACTOR BANKA	FB09	5,927,000 EUR	9 <sup>th</sup> issue	29 Apr 2005	10 May 2005
FACTOR BANKA	FB10	1,184,000,000 SIT	10 <sup>th</sup> issue	29 Apr 2005	10 May 2005
FACTOR BANKA	FB06	4,196,500 EUR	6 <sup>th</sup> issue	29 Apr 2005	23 May 2005

### DELISTED SECURITIES

#### OFFICIAL MARKET

##### SHARES

Issuer	Trading code	Type of share	Delisting date
Tehnounion, Ljubljana	TEHG	common	22 Mar 2005
DROGA	DRPG	common	17 May 2005
KOLINSKA	KOLR	common	17 May 2005
RADENSKA	RARG	common	21 Jun 2005

##### BONDS

Issuer	Trading code	Issue	Delisting date
Republika Slovenija	RS34	34 <sup>th</sup> issue	21 Feb 2005
Republika Slovenija	RS35	35 <sup>th</sup> issue	18 Mar 2005
Republika Slovenija	RS37	37 <sup>th</sup> issue	19 Apr 2005
Republika Slovenija	RS40	40 <sup>th</sup> issue	31 May 2005
NFD investicijsko svetovanje	NI01	1 <sup>st</sup> issue	9 Jun 2005
Republika Slovenija	RS41	41 <sup>st</sup> issue	17 Jun 2005

#### FREE MARKET

##### SHARES

Issuer	Trading code	Type of share	Delisting date
NK2 NALOŽBE, LJUBLJANA	NK2R	common	4 Jan 2005
OLJARICA, KRANJ	MOKG	common	21 Feb 2005
SVILA	SVMG	common	24 Mar 2005
INTEGRAL, JESENICE	INJG	common	23 May 2005
UPIMO GROUP	UPGR	common	17 Jun 2005
D HOLDING	DHLR	common	20 Jun 2005
CAP NALOŽBE	CPNR	common	20 Jun 2005
L EGOLES	LEGG	common	20 Jun 2005

##### BONDS

Issuer	Trading code	Issue	Delisting date
SIP, strojna industrija	SIPAE	1 <sup>st</sup> issue	26 Apr 2005

##### INVESTMENT FUNDS

Issuer	Trading code	Delisting date
TRILAV STEBER I, posebna delniška ID	TG1R	27 Jun 2005

## EXTENDED LISTING OF SECURITIES

## OFFICIAL MARKET

## BONDS

Issuer	Trading code	Issue	Number of bonds before extension	Number of bonds after extension	Extension date
Republika Slovenija	RS58	58 <sup>th</sup> issue	1,691,000	3,091,000	23 Feb 2005
Republika Slovenija	RS59	59 <sup>th</sup> issue	2,309,000	4,909,000	23 Feb 2005
Republika Slovenija	RS58	58 <sup>th</sup> issue	3,091,000	4,791,000	16 Mar 2005
Republika Slovenija	RS59	59 <sup>th</sup> issue	4,909,000	7,209,000	16 Mar 2005
Republika Slovenija	RS59	59 <sup>th</sup> issue	7,209,000	9,209,000	1 Apr 2005
Republika Slovenija	RS58	58 <sup>th</sup> issue	4,791,000	6,291,000	22 Apr 2005
Republika Slovenija	RS59	59 <sup>th</sup> issue	9,209,000	11,709,000	22 Apr 2005
Republika Slovenija	RS58	58 <sup>th</sup> issue	6,291,000	7,491,000	13 May 2005
Republika Slovenija	RS60	60 <sup>th</sup> issue	2,000,000	5,800,000	13 May 2005
Republika Slovenija	RS59	59 <sup>th</sup> issue	11,709,000	13,832,500	10 Jun 2005
Republika Slovenija	RS60	60 <sup>th</sup> issue	5,800,000	8,200,000	10 Jun 2005

## FREE MARKET

## SHARES

Issuer	Trading code	Type of share	Number of shares before extension	Number of shares after extension	Extension date
TOVARNA OLJA GEA	GSBG	common	846,600	1,254,960	21 Feb 2005
ZVON ENA HOLDING	ZVHR	common	11,520,720	12,431,743	2 Jun 2005

## BONDS

Issuer	Trading code	Issue	Number of bonds before extension	Number of bonds after extension	Extension date
Slovenska odškodninska družba	SOS2E	2 <sup>nd</sup> issue	10,500,000	14,000,000	28 Apr 2005

## EXPIRED BONDS IN YEAR 2005

Issuer	Trading code	Issue	Market	Last trading day
Republika Slovenija	RS28	28 <sup>th</sup> issue	official market	10 Jan 2005
Banka Celje	BCE6B	6 <sup>th</sup> issue B series	official market	9 Feb 2005
Republika Slovenija	RS17	17 <sup>th</sup> issue	official market	17 Feb 2005
Banka Celje	BCE3	3 <sup>rd</sup> issue	official market	23 Feb 2005
Nova Ljubljanska banka	NLB3	2 <sup>nd</sup> issue A series	official market	24 Feb 2005
Nova Ljubljanska banka	NLB4	2 <sup>nd</sup> issue B series	official market	24 Feb 2005
Abanka Vipava	VP02E	2 <sup>nd</sup> issue	official market	25 Mar 2005
Republika Slovenija	RS36	36 <sup>th</sup> issue	official market	11 Mar 2005
SKB banka	SKB4A	4 <sup>th</sup> issue series A	official market	26 May 2005
SKB banka	SKB4B	4 <sup>th</sup> issue series B	official market	26 May 2005



## F) LIST OF SECURITIES - JUNE 2005

### F1) OFFICIAL MARKET (1)

#### CORPORATE BONDS

	Issuer	Trading code	First trading day	Nominal value of issue traded	Coupon interest rate	Maturity	Sector
1	ABANKA VIPA	AB03	14 June 1999	7 EURm	5% p.a.	1998-2005	banking
2	ABANKA VIPA	AB04	27 Dec 2000	10 EURm	6.25% p.a.	2000-2007	banking
3	ABANKA VIPA	AB05	26 Sept 2001	10 EURm	6% p.a.	2001-2006	banking
4	ABANKA VIPA	AB06	25 Nov 2002	13.5 EURm	5.9% p.a.	2002-2009	banking
5	ABANKA VIPA	AB07	30 Oct 2003	17.3 EURm	5.3% p.a.	2003-2010	banking
6	BANKA CELJE	BCE4	9 Feb 2001	10 EURm	6% p.a.	2000-2006	banking
7	BANKA CELJE	BCE5	19 Dec 2001	10 EURm	6% p.a.	2001-2007	banking
8	BANKA CELJE	BCE6A	30 Sept 2002	10 EURm	5.6% p.a.	2002-2008	banking
9	BANKA CELJE	BCE7	17 Nov 2003	10 EURm	5.15% p.a.	2003-2010	banking
10	BANKA CELJE	BCE8	26 Oct 2004	12.5 EURm	4.9% p.a.	2004-2011	banking
11	ABANKA VIPA	VIP3E	13 Nov 1996	2,556,459.41 EUR	7.5% p.a.	1996-2006	banking
12	ABANKA VIPA	VIP4E	3 Dec 1997	2,045,167.52 EUR	7% p.a.	1997-2007	banking
13	ABANKA VIPA	VIP5	24 Dec 1998	2 EURm	6% p.a.	1998-2008	banking
14	ABANKA VIPA	VIP6	6 Mar 2000	2 EURm	5.5% p.a.	1999-2009	banking
15	ABANKA VIPA	VIP7	19 July 2001	2 EURm	6.2% p.a.	2001-2010	banking
16	BLAGOVNO TRGOVINSKI CENTER	BTC1E	24 Feb 1997	17,383,924.96 EUR	10.5% p.a.	1996-2008	retail, wholesale and real estate trade
17	BLAGOVNO TRGOVINSKI CENTER	BTC2	6 Jun 2003	40 EURm	7% p.a.	2001-2011	retail, wholesale and real estate trade
18	HOTELI BERNARDIN	HTB1E	28 June 1999	10,225,837.62 EUR	8.5% p.a.	1999-2009	hotel and restaurant activities
19	NOVA KBM	KBM2	14 Nov 2000	9 EURm	5.9% p.a.	2000-2006	banking
20	NOVA KBM	KBM3	14 Nov 2001	2,000 SITm	5.8% p.a.+TOM	2001-2006	banking
21	NOVA KBM	KBM4	14 Nov 2001	9 EURm	6% p.a.	2001-2006	banking
22	NOVA KBM	KBM5	26 Oct 2004	6,000 SITm	5.3% p.a.	2004-2009	banking
23	NOVA KBM	KBM6	26 Oct 2004	5,000 SITm	4.5% p.a.	2004-2007	banking
24	NOVA KBM	KBM7	30 Jun 2005	7,000 SITm	4.1% p.a.	2004-2011	banking
25	NOVA KBM	KBM8	30 Jun 2005	7,000 SITm	3.9% p.a.	2005-2010	banking
26	NOVA LJUBLJANSKA BANKA	NLB5	27 Sept 2001	12 EURm	5.8% p.a.	2000-2005	banking
27	NOVA LJUBLJANSKA BANKA	NLB9	18 Jun 2003	10,847.4 SITm	8.5% p.a.	2002-2006	banking
28	NOVA LJUBLJANSKA BANKA	NLB10	18 Jun 2003	10,824.3 SITm	3% p.a. + TOM	2002-2007	banking
29	NOVA LJUBLJANSKA BANKA	NLB11	18 Jun 2003	26,326 EURm	5.1% p.a.	2002-2009	banking
30	NOVA LJUBLJANSKA BANKA	NLB12	14 Nov 2003	8,000 SITm	2.65% + TOM	2003-2008	banking
31	NOVA LJUBLJANSKA BANKA	NLB13	14 Nov 2003	11,733.5 SITm	7% p.a.	2003-2013	banking
32	NOVA LJUBLJANSKA BANKA	NLB16	30 Jun 2005	7,755.7 SITm	4.0% p.a.	2004-2009	banking
33	NOVA LJUBLJANSKA BANKA	NLB17	30 Jun 2005	10,169.4 SITm	3.85% p.a.	2005-2011	banking
32	DEZELNA BANKA SLOVENIJE	SZB3	15 Mar 2000	2,000 SITm	5.3% p.a. + TOM	1999-2005	banking
33	STANOVANJSKI SKLAD RS	SSR1E	4 July 1996	4,083,023.58 EUR	6% p.a.	1995-2010	national mortgage agency
34	STANOVANJSKI SKLAD RS	SSR2	30 June 1998	2,000 SITm	7.2% p.a. + TOM	1998-2008	national mortgage agency

#### MUNICIPAL and GOVERNMENT BONDS

	Issuer	Trading code	First trading day	Nominal value of issue traded	Coupon interest rate	Maturity	Sector
1	REPUBLIC OF SLOVENIA	RS10	14 June 1999	52,189.61 SITm	4.5% p.a. + TOM	1997-2007	government bond
2	REPUBLIC OF SLOVENIA	RS18	15 May 2000	50 EURm	6% p.a.	2000-2010	government bond
3	REPUBLIC OF SLOVENIA	RS21	18 Nov 2002	20,000 SITm	1% p.a. + TOM	2001-2015	government bond
4	REPUBLIC OF SLOVENIA	RS22	22 Feb 2001	8,000 SITm	4.7% p.a. + TOM	2001-2006	government bond
5	REPUBLIC OF SLOVENIA	RS23	20 Feb 2001	40 EURm	6% p.a.	2001-2011	government bond
6	REPUBLIC OF SLOVENIA	RS25	3 May 2001	8,000 SITm	4.7% p.a. + TOM	2001-2006	government bond
7	REPUBLIC OF SLOVENIA	RS26	14 June 2001	50 EURm	5.375% p.a.	2001-2011	government bond
8	REPUBLIC OF SLOVENIA	RS27	20 Dec 2001	17,000 SITm	4.7% p.a. + TOM	2001-2006	government bond
9	REPUBLIC OF SLOVENIA	RS29	25 Jan 2002	55 EURm	5.375% p.a.	2002-2012	government bond
10	REPUBLIC OF SLOVENIA	RS31	25 Jan 2002	2,974.68 SITm	4.7% p.a. + TOM	2002-2007	government bond
11	REPUBLIC OF SLOVENIA	RS32	25 Jan 2002	23,8655 EURm	5.375% p.a.	2002-2012	government bond
12	REPUBLIC OF SLOVENIA	RS33	9 Apr 2002	127.166 EURm	8% p.a.	2002-2022	government bond
13	REPUBLIC OF SLOVENIA	RS38	30 Apr 2002	100 EURm	5.63% p.a.	2002-2017	government bond
14	REPUBLIC OF SLOVENIA	RS39	18 Nov 2002	30,000 SITm	1% p.a. + TOM	2002-2008	government bond
15	REPUBLIC OF SLOVENIA	RS42	24 Jul 2002	12,000 SIT m	9% p.a.	2002-2005	government bond
16	REPUBLIC OF SLOVENIA	RS43	22 Oct 2002	15,600 SITm	3% p.a. + TOM	2002-2006	government bond
17	REPUBLIC OF SLOVENIA	RS44	29 Nov 2002	2,964.93 SITm	6.65% p.a.	2002-2012	government bond
18	REPUBLIC OF SLOVENIA	RS45	3 Dec 2002	12,112.49 SITm	8.2% p.a.	2002-2005	government bond
19	REPUBLIC OF SLOVENIA	RS48	10 Dec 2002	60 EURm	4.75% p.a.	2002-2012	government bond
20	REPUBLIC OF SLOVENIA	RS49	22 Jan 2003	29,78896 EUR m	4.75% p.a.	2003-2022	government bond
21	REPUBLIC OF SLOVENIA	RS50	11 Mar 2003	61,281,800 EUR	4.50% p.a.	2003-2013	government bond
22	REPUBLIC OF SLOVENIA	RS51	11 Mar 2003	44,470.5 SITm	7.75% p.a.	2003-2006	government bond
23	REPUBLIC OF SLOVENIA	RS52	17 Apr 2003	40,000 SITm	6.25% p.a.	2003-2008	government bond
24	REPUBLIC OF SLOVENIA	RS53	17 Apr 2003	100 EURm	4.875% p.a.	2003-2018	government bond
25	REPUBLIC OF SLOVENIA	RS54	29 Oct 2003	30,000 SITm	5.75% p.a.	2003-2013	government bond
26	REPUBLIC OF SLOVENIA	RS55	24 Feb 2004	40,000 SITm	5% p.a.	2004-2007	government bond
27	REPUBLIC OF SLOVENIA	RS56	24 Feb 2004	50,000 SITm	4.875% p.a.	2004-2009	government bond
28	REPUBLIC OF SLOVENIA	RS57	29 Mar 2004	90,000 SITm	4.875% p.a.	2004-2014	government bond
29	REPUBLIC OF SLOVENIA	RS58	2 Feb 2005	74,910 SITm	3.25% p.a.	2005-2008	government bond
30	REPUBLIC OF SLOVENIA	RS59	2 Feb 2005	138,325 SITm	4% p.a.	2005-2016	government bond
31	REPUBLIC OF SLOVENIA	RS60	14 Apr 2005	82,000 SITm	3.5% p.a.	2005-2010	government bond

**TOM** (abbreviation for: "temeljna obrestna mera" - base interest rate) - indexation factor, calculated as twelve month average of monthly consumer price index

## F1) OFFICIAL MARKET (2)

### COMMON SHARES

	Issuer	Trading code	First trading day	Nominal value of issue listed	Number of shares traded	Isin code	Sector
1	AERODROM, LJUBLJANA	AELG	8 Oct 1997	1,936.229 SITm	1,936,229	SI 003110327 6	airport services
2	COMET, ZREČE	CHZG	2 Nov 1998	1,700.688 SITm	1,700,688	SI 003110440 7	grinding wheels and other non-metals production
3	DELO, LJUBLJANA	DELR	13 Jan 1999	667.464 SITm	667,464	SI 003110445 6	publishing
4	DELO PRODAJA	DPRG	12 Feb 2001	593.549 SITm	593,549	SI 003110707 9	trade
5	EMONA OBALA	EOKG	7 Jan 1998	1,741.456 SITm	1,741,456	SI 003110268 2	commerce
6	ETOL, CELJE	ETOG	21 Feb 1997	2,546.19 SITm	254,619	SI 003110133 8	essential oils and fragrances production
7	GEODETSKI ZAVOD SLOVENIJE	GZRG	8 Jan 2001	379.820 SITm	379,820	SI 003111033 9	surveying and cartography
8	GORENJE, VELENJE	GRVG	10 Nov 2000 (2 June 1998 free market)	12,200 SITm	12,200,000	SI 003110407 6	household appliances
9	INTEREUROPA, KOPER	IEKG	12 Jan 1998	7,902.413 SITm	7,902,413	SI 003110009 0	retail trade
10	ISTRABENZ, KOPER	ITBG	16 June 1997	5,180 SITm	5,180,000	SI 003110207 0	holding companies management
11	KOMPAS MTS	MTSG	8 Dec 2000	2,973.005 SITm	2,973,005	SI 003110370 6	catering service, border-crossing and tourist services
12	KRKA TOVARNNA ZDRAVIL, NOVO MESTO	KRKG	4 Nov 1997	14,170.448 SITm	3,542,612	SI 003110212 0	pharmaceutical & chemical industry
13	LUKA KOPER	LKPG	20 Nov 1996	7,140 SITm	7,140,000	SI 003110134 6	transport
14	MERCATOR, LJUBLJANA	MELR	22 Dec 1997	32,085.04 SITm	3,208,504	SI 003110008 2	commerce industry, agriculture
15	MERKUR, NAKLO	MER	30 Nov 1998	12,145.85 SITm	1,214,585	SI 003110463 9	wholesale and retail trade
16	MLINOTEST, AJDOVŠČINA	MAJG	3 Apr 2000	2,389.177 SITm	2,389,177	SI 003110820 0	food processing industry
17	NIKA, BREŽICE	NIKA	23 June 1992	479.688 SITm	479,688	SI 003110079 3	financial consultancy and services
18	PETROL, LJUBLJANA	PETG	5 May 1997	12,517.806 SITm	2,086,301	SI 003110215 3	crude-oil and gas trade
19	PIVOVARNA LAŠKO	PILR	1 Feb 2000	8,576.801 SITm	8,576,801	SI 003110741 8	brewery
20	PIVOVARNA UNION	PULG	6 Mar 2000	4,511.14 SITm	451,114	SI 003110907 5	brewery and soft drinks
21	SALUS, LJUBLJANA	SALR	16 Jan 1992	134.98 SITm	134,980	SI 003110568 5	full-line pharmaceutical
22	SAVA, KRANJ	SAVA	6 Jan 2000	20,069.87 SITm	2,006,987	SI 003110845 7	wholesale chemicals
23	TERME ČATEŽ	TCRG	26 Aug 1993	3,587.496 SITm	597,916	SI 003110063 7	health resort
24	ŽITO, LJUBLJANA	ZTOG	20 Mar 2000	3,487.65 SITm	348,765	SI 003110844 0	flour, bread, pasta and sweets production

### PREFERRED SHARES

	Issuer	Trading code	First trading day	Nominal value of issue listed	Number of shares traded	Isin code	Sector
1	PROBANKA, MARIBOR	PRBP	30 Mar 1993	396.085 SITm	396,085	SI 002120040 5	banking

## TRADED SECURITIES - JUNE 2005

### F2) FREE MARKET (1)

#### CORPORATE BONDS

	Issuer	Trading code	First trading day	Nominal value of issue traded	Interest rate	Maturity	Sector
1	ABANKA VIPA	AB08	22 Sep 2004	10 EURm	4.9% p.a.	2003-2011	banking
2	ABANKA VIPA	AB09	22 Sep 2004	10 EURm	4.7% p.a.	2003-2011	banking
3	ABANKA VIPA	AB10	7 Mar 2005	21 EURm	4.6% p.a.	2004-2011	banking
4	AUTOCOMMERCE	ACL1E	15 Dec 1997	11,401,808.95 EUR	8% p.a.	1997-2006	foreign and domestic trade, service and production
5	BANKA KOPER	BKP4	21 Dec 2000	2,000 SITm	6% p.a. + TOM	2000-2005	banking
6	BANKA ZASAVJE	BZ03	27 Jul 2004	5 EURm	4.5% p.a.	2004-2011	banking
7	FMR	FMR1	5 May 2005	5 EURm	4.6% p.a.	2004-2009	holding companies management
8	FACTOR BANKA	FB06	23 May 2005	4,196 EURm	2% + 6month EURIBOR	2002-2009	banking
9	FACTOR BANKA	FB08	10 May 2005	6.3 EURm	4.8% p.a.	2003-2008	banking
10	FACTOR BANKA	FB09	10 May 2005	5,927 EURm	4.8% p.a.	2004-2014	banking
11	FACTOR BANKA	FB10	10 May 2005	1,184 SITm	4.25% p.a.	2004-2007	banking
12	KD INVESTMENTS	KDO1E	24 July 1996	4,090,335.05 EUR	10% p.a.	1996-2006	investment
13	NOVA LJUBLJANSKA BANKA	NLB7	22 Nov 2002	6,250 SITm	10% p.a.	2002-2005	banking
14	NOVA LJUBLJANSKA BANKA	NLB8	22 Nov 2002	14,276 EURm	5.5% p.a.	2002-2007	banking
15	NOVA LJUBLJANSKA BANKA	NLB14	6 Jul 2004	17 EURm	5% p.a.	2003-2008	banking
16	NOVA LJUBLJANSKA BANKA	NLB15	1 Dec 2004	13,112.6 SITm	4.8% p.a.	2004-2012	banking
17	POSLOVNI SISTEM MERCATOR	MEO1	10 Feb 2005	36.54 EURm	4.8% p.a.	2004-2011	banking
18	POŠTNA BANKA SLOVENIJE	PBS2	27 Dec 2002	1,500 SITm	6% + TOM	2000-2007	commerce industry, agriculture
19	POŠTNA BANKA SLOVENIJE	PBS3	27 Dec 2002	1,795.5 SITm	5.3% + TOM	2000-2005	banking
20	POŠTNA BANKA SLOVENIJE	PBS5	6 Jan 2004	10 EURm	4.8% p.a.	2004-2008	banking
21	POTEZA NALOŽBE	PNO1	29 Sep 2004	10 EURm	5.25% p.a.	2003-2011	enterprise and business counseling
22	PROBANKA, MARIBOR	PRB4	15 Mar 2000	5 EURm	5.5% p.a.	1999-2007	banking
23	PROBANKA, MARIBOR	PRB5	26 Apr 2002	7.85 EURm	6.25% p.a.	2001-2006	banking
24	PROBANKA, MARIBOR	PRB6	30 Jul 2003	6.5 EURm	5.7% p.a.	2002-2008	banking
25	PROBANKA, MARIBOR	PRB7	5 May 2004	12 EURm	5.2% p.a.	2004-2010	banking
26	SIP, STROJNA INDUSTRIJA	SIPBE	19 June 2000	1,763,956.99 EUR	6% p.a.	1999-2009	manufacturing farm equipment
27	DEŽELNA BANKA SLOVENIJE	SZB4	1 Apr 2004	6,753 EURm	6% p.a.	2004-2007	banking

#### INSURANCE

	Issuer	Trading code	First trading day	Nominal value of issue traded	Coupon interest rate	Maturity	Sector
1	ZAVAROVALNICA TRIGLAV	ZT01	2 Jun 2004	30 EURm	5.125% p.a.	2003-2013	insurance

#### MUNICIPAL and GOVERNMENT BONDS

	Issuer	Trading code	First trading day	Nominal value of issue traded	Coupon interest rate	Maturity	Sector
1	DARS	DRS1	30 Dec 2004	13,430 SITm	5.1% p.a.	2004-2024	performing financial engineering, preparatory, organization and policy making of building, maintenance of road network and management of super highways in Republic of Slovenia
2	SLOVENSKA ODŠKODNINSKA DRUŽBA	SOS2E	7 Apr 1997	715.82 EURm	6% p.a.	1996-2016	meeting commitments deriving from denationalisation process
3	STANOVANJSKI SKLAD RS	SSR3	8 May 2001	2,000 SITm	6.1% p.a. + TOM	2001-2011	national mortgage agency

**TOM** (abbreviation for: "temeljna obrestna mera" - base interest rate) - indexation factor calculated as twelve month average of monthly consumer price index

## F2) FREE MARKET (2)

### COMMON SHARES

Issuer	Trading code	First trading day	Nominal value of issue traded	Number of shares traded	Isin code	Sector
1 AGROKOMBINAT, MARIBOR	AKMG	24 Sep 1999	403.808 SITm	403.808	SI 003110433 2	retail, fooder production for livestock, meat and milk products, granary services
2 AKTIVA AVANT, LJUBLJANA	AAPG	12 Sep 2003	2.951.872 SITm	2.951.872	SI 002111191 7	other financial intermediation
3 AKTIVA INVEST, LJUBLJANA	AKIR	27 May 2003	815.773 SITm	815.773	SI 02111135 4	enterprise & business counselling
4 AKTIVA NALOŽBE, LJUBLJANA	ATPG	27 Feb 2004	13.591.508 SITm	13.591.508	SI 002111216 2	holding companies management
5 ALPETOUR POTOVALNA AGENCIJA	APAG	2 Aug 2000	748.680 SITm	374.340	SI 003110989 3	passengers transport
6 ARKADA HOLDING, LJUBLJANA	AR1R	13 Jan 2004	6.640.325 SITm	6.640.325	SI 002111207 1	holding companies management
7 AVTOPREVOZNIŠTVO IN SERVISI, VELENJE	ASVG	1 Sep 1997	308.696 SITm	308.696	SI 003110315 1	transport company
8 BELINKA HOLDING	BELG	19 Oct 2000	2.702.532 SITm	2.702.532	SI 003110216 1	holding companies management
9 CAPITA	CAP1	5 Sep 1997	315.963 SITm	315.963	SI 002110003 5	holding companies management
10 CERTIUS INVEST	CRIR	16 Sep 2003	3.091.062 SITm	3.091.062	SI 002111192 5	other financial intermediation
11 CETIS, CELJE	CETG	10 Mar 1997	2.400 SITm	200.000	SI 003110084 3	paper industry and graphics
12 CINKARNA, CELJE	CICG	6 Mar 1998	4.874.862 SITm	812.477	SI 003110380 5	metallurgic and chemical industry
13 COLOR, MEDVODE	COMG	15 Jan 1998	1.900.782 SITm	950.391	SI 003110360 7	resin, colours and varnish industry
14 CREINA, KRANJ	CRKG	21 Feb 2000	194.376 SITm	48.594	SI 003110915 8	production and wholesale of agricultural and industrial machines and gadgets
15 DANA, MIRNA	DMRG	7 June 1999	404.231 SITm	404.231	SI 003110520 6	secondary industry of fruit processing and production of alcohol and non-alcohol drinks
16 DZS, LJUBLJANA	DZS	12 May 1999	1.429.368 SITm	1.429.368	SI 003110527 1	publishing and trading
17 EGOLES, ŠKOFJA LOKA - V LIKVIDACIJI	GKRG	17 Sep 1999	51.399 SITm	51.399	SI 003110714 5	forest management and sale of wood products
18 ELMO, LJUBLJANA	IELG	22 Feb 2001	708 SITm	708.000	SI 003111026 3	electrical installations
19 ETRA 33	ETRG	7 Nov 2002	454.23 SITm	45.423	SI 003110712 9	production of electromotors, generators and transformers
20 FINIRA	FIRR	10 Oct 2002	2.179.206 SITm	2.179.206	SI 002111138 8	holding companies management
21 FOND INVEST	MHLG	30 Jan 2001	595.241 SITm	595.241	SI 003111007 3	holding companies management
22 FRUCTAL, ADOVŠČINA	FRAG	6 Jan 1998	2.504.151 SITm	2.504.151	SI 003110359 9	food-processing industry
23 GEA COLLEGE	GEAL	5 Jan 1995	248.2 SITm	248.200	SI 003110080 1	consulting
24 GEA TOVARNA OLJA	GSBG	30 June 1996	1.254.96 SITm	1.254.960	SI 003110129 6	oil - producing industry
25 GORENJSKI TISK, KRANJ	GTKG	19 Sep 1996	1.070.328 SITm	1.070.328	SI 003110119 7	graphics services
26 GORIŠKE OPEKARNE, RENČE	GORG	8 Mar 1999	523.634 SITm	523.634	SI 003110493 3	production of different clay brick products
27 GOZDNO GOSPODARSTVO BLED	GGBG	27 Dec 1999	611.9 SITm	611.900	SI 003110737 6	forest management
28 GRADIS GP	GLJG	12 July 1999	609.5 SITm	304.750	SI 003110393 8	construction
29 GRAND HOTEL UNION	GHUG	5 Jan 2000	1.814.613 SITm	1.814.613	SI 003110865 5	hotel industry
30 HELIOS, DOMŽALE	HDOG	19 Sep 1996	2.198.61 SITm	219.861	SI 003110114 8	production of synthetic resins and decorative paints
31 HIDROTEHNIK, LJUBLJANA	VHLG	5 July 1999	2.198.61 SITm	384.472	SI 003110551 1	building industry and protection against flood damage
32 HOTEL PALACE, PORTOROŽ	PALG	7 Oct 1997	2.346.102 SITm	2.346.102	SI 003110330 0	hotel industry
33 HRAM HOLDING	ST1R	27 Jan 2004	4.346.667 SITm	4.346.667	SI 002111210 5	holding companies management
34 IMP ČRPALKE	ICRG	9 Sep 1998	333.034 SITm	333.034	SI 003110434 0	production of pumps
35 IMP KLIMAT	KLLG	26 Apr 2002	353.9 SITm	353.900	SI 003111114 7	production of air conditioning equipment
36 INFOND HOLDING	IFFR	23 Sept 2002	16.833.414 SITm	16.833.414	SI 002111076 0	holding companies management
37 INFOND HOLDING 1	IFHR	22 Jul 2004	3.777.004 SITm	3.777.004	SI 002111308 7	holding companies management
38 INLES, RIBNICA	IHPG	8 Oct 1999	1.387.19 SITm	693.595	SI 003110745 9	production of furniture
39 INTARA, LJUBLJANA	INTR	5 Jan 1995	101 SITm	101.000	SI 003110114 8	brokerage house
40 INTERTRADE ITA	INRG	20 Oct 1997	695.31 SITm	69.531	SI 003110333 4	mechanical engineering representative
41 INTERTRADE ITS	ITSG	24 Apr 1998	1.260 SITm	1.260.000	SI 003110394 6	information and computer service
42 ISKRA AVTOELEKTRIKA	IALG	26 Oct 2004	3.216.626 SITm	1.608.313	SI 003110704 6	production of electrical equipment for machinery and vehicles
43 JADRAN, SEŽANA	JASG	23 Sep 1996	165.302 SITm	165.302	SI 003110154 4	commerce industry
44 JATA EMONA	JAMR	15 Jan 2002	3.197.534 SITm	3.197.534	SI 003111109 7	production and retailing of poultry meat
45 JAVOR, PIVKA	JPIG	13 Nov 2000	1.194.7 SITm	1.194.700	SI 003110910 9	production of plywood, bound and layer wood, fibre and other slabs
46 JELEN, SLOVENSKE KONJICE	JESG	29 Nov 1999	67.798 SITm	67.798	SI 003110430 8	restaurant & hotel capacities
47 JUTEKS, ŽALEC	JTKG	2 Nov 1999	641.432 SITm	641.432	SI 003110786 3	carpet production on various linings
48 KD HOLDING	KDHR	5 Feb 2001	10.988.272 SITm	1.373.534	SI 003111046 1	holding companies management
49 KEMA, PUČONCI	KEPG	17 Dec 1998	217.346 SITm	217.346	SI 003110420 9	production of special buildingmaterials
50 KLASJE, CELJE	KLKG	2 July 1999	820.343 SITm	820.343	SI 003110548 7	bread, pastries and sweets production
51 KOMPAS HOTELI, KRANJSKA GORA	KHKG	31 May 1996	1.627 SITm	162.700	SI 003110052 0	tourism, hotel industry
52 KOŠAKI TMI, MARIBOR	TKMG	11 Oct 1999	432.36 SITm	43.236	SI 003110424 1	secondary meat industry and production of meat products
53 KRONA HOLDING	KRHR	9 May 2002	1.287.121 SITm	1.287.121	SI 002111124 8	holding companies management
54 KSZ NALOŽBE	KSZG	22 Dec 2003	10.911.34 SITm	10.911.340	SI 002111203 0	holding companies management
55 LESNINA	MILG	12 Jan 2002	2.906.81 SITm	76.495	SI 003111116 2	wholesale and retail of furniture
56 LESNINA EMMI, SLOVENSKA BISTRICA	LSBG	8 May 1996	689.49 SITm	689.490	SI 003110035 5	aluminium and wood production
57 ŽITO INTES	IMTG	9 Mar 2000	2.518.194 SITm	2.518.194	SI 003110920 8	cereal processing and production of farinaceous food

## F2) FREE MARKET (3)

### COMMON SHARES

	Issuer	Trading code	First trading day	Nominal value of issue traded	Number of shares traded	Isin code	Sector
58	LIP BLEĐ	LLBG	12 Jan 2000	1,942.454 SITm	1.942.454	SI 003110871 3	wood manufacturing
59	LIV POSTOJNA	LIVG	16 Nov 1999	1,616 SITm	161.600	SI 003110796 2	production of vacuum cleaners, plastic tubes and fittings, bicycles, hydraulic elevators and concrete mixers
60	LIZ INŽENIRING, LJUBLJANA	LIZG	11 Mar 1999	123.846 SITm	123.846	SI 003110371 4	consulting and engineering in object construction
61	MARINA, PORTOROŽ	MAPG	19 Sep 1996	627.864 SITm	313.932	SI 003110058 7	naautical and hotel industry
62	MAKSIMA HOLDING	MAHR	6 May 2003	6,399.85 SITm	6.399.850	SI 002111151 1	holding companies management
63	MAKSIMA INVEST	MKIR	26 Oct 2004	7,451.949 SITm	7.451.949	SI 002111319 4	management of holding companies, business operations of own real estate and renting own real estate
64	MEDALJON, MARIBOR	MEDR	12 Oct 1999	1,734 SITm	1.734.000	SI 003110691 5	real estate
65	MEDVEŠEK PUŠNIK, LJUBLJANA	MPL	12 Dec 1997	160 SITm	80.000	SI 002110324 5	financial consulting
66	MELAMIN, KOČEVJE	MKOG	23 Sep 1996	349.913 SITm	349.913	SI 00311020 1	chemical industry
67	MERCATA	MROR	27 Jul 2004	2,891.874 SITm	2.891.874	SI 002111199 0	holding companies management
68	METALKA TRGOVINA	MTGG	2 Jul 2004	1,152.048 SITm	1.152.048	SI 003110566 9	retail trade in unspecial stores
69	MESNA INDUSTRIJA PRIMORSKE	MIPG	19 June 2000	1,478.742 SITm	1.478.742	SI 003110969 5	meat processing industry; wholesale and retail trade with provisions
70	MITOL, SEŽANA	MISG	15 May 1997	687.627 SITm	687.627	SI 003110271 6	production and sale of adhesive substances and resinous compound
71	MKT PRINT	MKTG	11 Oct 1999	1,039.54 SITm	103.954	SI 003110094 2	printing, publishing, retail and wholesale
72	MODRA LINIJA HOLDING	MLHR	20 Nov 2002	1,882.991 SIT m	1.882.991	SI 002111058 8	holding companies management
73	M1	MR1R	4 Aug 2004	2,681.638 SITm	2.681.638	SI 002111311 1	holding companies management
74	NAMA, LJUBLJANA	NALN	30 Apr 2004	953.795 SITm	953.795	SI 003110269 0	retail trade and renting of business premises
75	NFD HOLDING	NFZR	10 Dec 2003	31,859.997 SITm	31.859.997	SI 002111200 6	holding companies management
76	NIKO, ŽELEZNIKI	NKPG	17 Sep 1999	358.75 SITm	35.875	SI 003110717 8	office material, industrial paper-clips, electromagnets and other metal mechanisms production
77	PLAMA PUR	POPG	6 Dec 1999	686.798 SITm	686.798	SI 003110822 6	production and refashioning of poliretanic (plastic) foams
78	POM-INVEST	POIR	19 Oct 2001	2,241.983 SITm	2.241.983	SI 002111098 4	holding companies management
79	POM-NALOŽBE	PPIG	13 May 2004	2,296.5 SITm	2.296.500	SI 002111303 8	holding companies management
80	RTC KRVAVEČ	RKRG	17 Oct 1997	2,311.468 SITm	1,155.734	SI 003110328 4	ski resort
81	SATURNUS EMBALAŽA, LJUBLJANA	SELR	3 Nov 1997	672.512 SITm	84.064	SI 003111175 8	production of package
82	SIJAJ, HRASTNIK	SIHG	7 Oct 1999	268.8 SITm	26.880	SI 003110742 6	production of decorative lights and metal products
83	KD GROUP	SKDR	21 Dec 2000	372.872 SITm	186.436	SI 003111016 4	holding companies management
84	SLOVENJALE, LJUBLJANA	SLLG	8 May 1996	2,733.77 SITm	273.377	SI 003110040 5	commerce, engineering, representation
85	SVILANIT, KAMNIK	SKAG	14 Apr 1997	820.814 SITm	410.407	SI 003110245 0	textile industry
86	TEKSTINA, AJDOVŠČINA	TEAG	12 Feb 1997	1,503.057 SITm	1.503.057	SI 01102221 1	textile industry
87	TERME DOBRNA	ZDDG	5 July 1999	692.542 SITm	692.542	SI 03110539 6	medical services, tourist and hotel trade
88	TOSAMA, DOMŽALE	TODG	13 Sep 1996	2,956.7 SITm	295.670	SI 003110136 1	sanitary material production
89	TOVARNA SLADKORJA ORMOŽ	TSOR	12 Apr 1996	4,971.63 SITm	497.163	SI 003110020 7	sugar production
90	TRDNJAVA HOLDING	TROR	31 Mar 2004	2,593.123 SITm	2.593.123	SI 002111219 6	holding companies management
91	TRDNJAVA I HOLDING	TR1R	31 Mar 2004	891.75 SITm	891.750	SI 002111220 4	holding companies management
92	TRIGLAV NALOŽBE	TRSG	7 Apr 2004	13,182.366 SITm	13.182.366	SI 002111223 8	holding companies management
93	TRIGLAV, finančna družba	TFDR	4 Mar 2003	6,356.989 SITm	6.356.989	SI 002111120 6	holding companies management
94	TUB SWATY, MARIBOR	TUBG	30 Dec 1997	1,155.76 SITm	288.940	SI 003110344 1	production and trade of knife grinders
95	UNITAS ARMATURE	USLG	26 Nov 1998	145.115 SITm	145.115	SI 003110467 0	production of sanitary, water and gas fittings
96	UNIT-AS NEPREMIČNINE, LJUBLJANA	USAR	20 Feb 2003	173.377 SITm	173.377	SI 003111147 7	trading with own real estate
97	VELANA, LJUBLJANA	VLJG	23 Dec 2002	1,409.645 SITm	1.409.645	SI 003110069 4	non-clothing textile manufacturer
98	VIPA HOLDING	VHDR	5 Nov 2003	7,347.565 SITm	7.347.565	SI 002111131 3	other financial intermediation
99	VIZIJA HOLDING	VIHR	17 Mar 2003	2,277.503 SITm	2.277.503	SI 002111125 5	holding companies management
100	VIZIJA HOLDING ENA	VZPG	3 Feb 2004	2,129.725 SITm	2.129.725	SI 002111211 3	holding companies management
101	ZDRAVILIŠČE ROGAŠKA	RGS	11 Feb 1999	898.11 SITm	898.110	SI 003110489 4	health resort
102	ZLATA MONETA II finančna družba	ZMZR	13 Nov 2003	8,232.861 SITm	8.232.861	SI 002111198 2	other financial intermediation
103	ZVON ENA HOLDING	ZVHR	30 Oct 2003	12,431.743 SITm	12.431.743	SI 002111177 6	holding companies management
104	ZVON DVA HOLDING	ZVZR	25 Feb 2004	14,120.934 SITm	14.120.934	SI 002111215 4	holding companies management
105	ŽELEZARNA RAVNE - MONTER DRAVOGRAD	ZMDG	17 Sep 1999	336.225 SITm	336.225	SI 003110696 4	management of investment portfolios of subsidiaries

### PREFERRED SHARES

	Issuer	Trading code	First trading day	Nominal value of issue traded	Number of shares traded	Isin code	Sector
1	KD HOLDING	KDHP	18 July 2001	2,131.304 SITm	266.413	SI 003120050 2	holding companies management
2	ZDRAVILIŠČE ROGAŠKA	RGP	11 Feb 1999	55.7 SITm	27.850	SI 003120028 8	health resort

## F2) FREE MARKET (4)

### CLOSED-END FUNDS

	Issuer	Trading code	First trading day	Nominal value of issue traded	Number of shares traded	Isin code	Sector
1	MAKSIMA, delniška ID	MAIR	21 May 2003	7.811.823 SITm	7.811.823	SI 002111152 9	investment fund
2	INFOND ID	IFIR	23 Sept 2002	8.132.314 SITm	8.132.314	SI 002111078 6	investment fund
3	INFOND ID 1	IFDR	2 Aug 2004	4.956.471 SITm	4.956.471	SI 002111307 9	investment fund
4	KD ID	KDIN	9 Feb 2001	9.204.61 SITm	92.046.145	SI 002111023 2	investment fund
5	KRONA SENIOR	SNON	8 Dec 1998	7.317.04 SITm	73.170.428	SI 002110590 1	investment fund
6	MODRA LINIJA	MLON	7 Apr 1998	3.415.383,300 SIT	34.156.833	SI 002110596 8	investment fund
7	NFD 1 DELNIŠKI INVESTICIJSKI SKLAD	NFIN	26 Oct 1998	15.833.01 SITm	160.580.300	SI 002110600 8	investment fund
8	VIPA INVEST	VIIN	13 Nov 2003	3.079.247 SITm	3.079.247	SI 002111132 1	investment fund
9	ZLATA MONETA I	ZM1N	31 Mar 1999	13.659.56 SITm	136.595.600	SI 002110617 2	investment fund
10	ZVON ENA ID	ZVIR	24 Nov 2003	2.277.577 SITm	2.277.577	SI 002111178 4	investment fund