



MONTHLY STATISTICS  
LJUBLJANA STOCK EXCHANGE

July 2005  
Year XI., No. 07/05

TURNOVER (BLOCK TRADES EXCLUDED)

Market	Turnover (in EURm)	Volume in pieces	Number of bargains
<b>Official market</b>	<b>22.51</b>	<b>392,594</b>	<b>4,138</b>
Shares	19.37	242,238	3,691
Bonds	3.14	150,356	447
<b>Free market</b>	<b>14.40</b>	<b>4,320,592</b>	<b>10,406</b>
Shares	6.74	1,180,249	7,005
Bonds	3.48	61,975	349
Closed-end funds	4.18	3,078,368	3,052
Short-term securities	0.00	0	0
<b>Total</b>	<b>36.91</b>	<b>4,713,186</b>	<b>14,544</b>

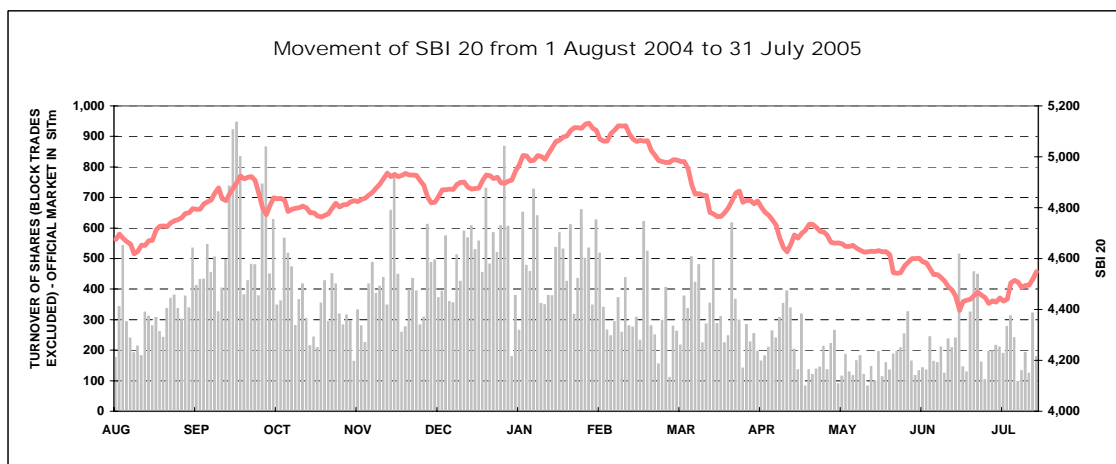
NOMINAL RETURN

STOCK EXCHANGE INDICES	Nominal return in July 2005	Nominal return in Year 2005
Slovene stock exchange index (SBI 20)	3.45%	-7.26%
Investment fund index (PIX)	1.76%	-6.27%
Bond index (BIO)	-0.11%	-0.30%

MARKET SIZE

Market	Market capitalisation (in EURm)	Number of securities	Number of issuers
<b>Official market</b>	<b>8,961.58</b>	<b>90</b>	<b>33</b>
Shares	4,546.94	25	25
Bonds	4,414.65	65	8
<b>Free market</b>	<b>3,575.18</b>	<b>149</b>	<b>132</b>
Shares	1,835.58	106	104
Bonds	1,039.05	33	18
Closed-end funds	700.54	10	10
Short term securities	-	10	1
<b>Total</b>	<b>12,536.76</b>	<b>239</b>	<b>160</b>

Movement of SBI 20 from 1 August 2004 to 31 July 2005





#### ISSUER

Ljubljana Stock Exchange Inc.  
Slovenska 56  
1000 Ljubljana

#### INFORMATIONS

E-mail:	info@ljse.si
Phone:	+386 1 47-10-211 +386 1 47-10-205
Contact persons:	Nataša Žabkar, Darja Jermaniš

#### STATISTICS ON WEB:

<http://www.ljse.si/cgi-bin/jve.cgi?doc=1989&sid=oW6SxKEMNaGgXs4b>

**Investment Point of Slovenia**

**BORZA**  
LJUBLJANA STOCK EXCHANGE

Contact Contents SLO  
Search

WHAT'S NEW STATISTICAL DATA FOR ISSUERS FOR INVESTORS ABOUT THE LJSE

**Welcome**  
Welcome to the Ljubljana Stock Exchange website!

**QUICK LINKS**  
SEOnet  
Daily price list  
List of members  
LJSE Indices  
Statistical data

**INDICES AS AT Jun 7. 2005**

Index	Change %
SBI20	-1.54%
PIX	-0.27%
BIO	-0.62%

Descending, SBI20, 4,544,31 -1,54%

**TOP FIVE SECURITIES AS AT Jun 6. 2005**

Symbol	Value	Change in %	Turnover (in SIT mio)
TEAG	345.56	25.66%	2.55
RARG	2,063.07	1.35%	9.39
ZMIN	144.05	0.89%	4.94
MAIR	2,414.97	0.20%	3.58
IFIR	2,563.77	0.15%	8.96

**ABOUT THE LJSE**  
Market capitalisation (SIT mio): 3,073,511  
Turnover (SIT mio): 516,215,057  
No of securities: 244

**NEW**  
LJSE Liquidity Criteria

**MEDIA ROOM**  
Detailed information about Ljubljana Stock Exchange is available in media room.

**WHAT'S NEW**  
**Issuer's announcements >>**  
June 3. 2005  
KRKA, d.d., Novo mesto - The court rejected lawsuit against Krka  
June 2. 2005  
GORENJE, d.d., Velenje - The 8th Shareholder's Assembly Meeti...  
May 25. 2005  
PETROL, d.d., Ljubljana - The Bussiness Report January-March 2005

**Stock Exchange announcements >>**  
**Statistical announcements >>**

**ONE BY ONE**  
WE CAN START TO MAKE POVERTY HISTORY.  
ONE THE ONE CAMPAIGN TO FIGHT GLOBAL AIDS AND POVERTY  
WWW.ONE.ORG

**SEOnet**  
Company news on SEOnet

---

---

# INDEX

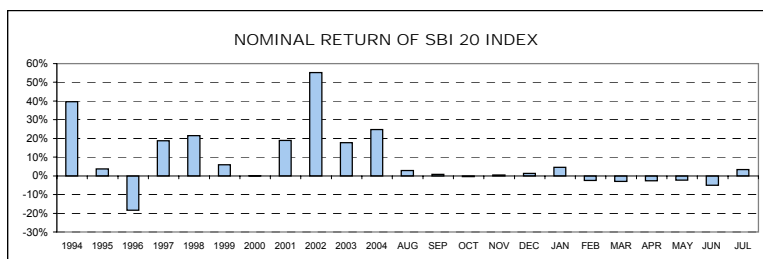
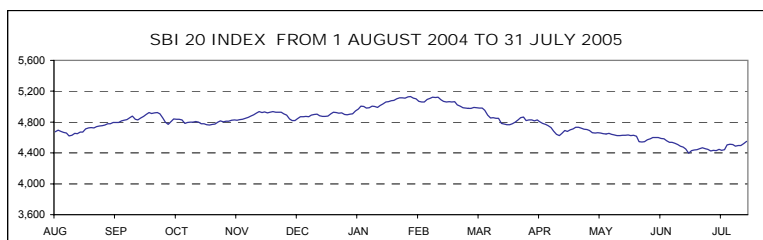
---

	Page
A) STOCK EXCHANGE INDICES	1
<b>A1) Values, yields and movements of Stock Exchange Indices</b>	1
<b>A2) Index compositions</b>	3
B) NUMBER OF ISSUERS, TRADED SECURITIES AND MEMBERS	4
C) TURNOVER	5
<b>C1) Monthly turnover by securities on official market</b>	5
<b>C2) Monthly turnover by securities on free market</b>	7
<b>C3) Most traded securities</b>	12
<b>C4) Turnover by LJSE members</b>	13
<b>C5) Monthly turnover in Years 2004 and 2005</b>	14
D) MARKET CAPITALISATION	17
<b>D1) Market capitalisation of shares</b>	18
<b>D2) Market capitalisation of bonds</b>	21
<b>D3) Market capitalisation of investment funds</b>	23
E) OTHER	24
<b>E1) Indicators (shares on official market)</b>	24
<b>E2) Ownership and net inflow of foreign portfolio investments</b>	25
<b>E3) Record values</b>	26
<b>E4) New listed securities and changes</b>	27
F) LIST OF SECURITIES	29
<b>F1) Official market</b>	29
<b>F2) Free market</b>	31

## A) STOCK EXCHANGE INDICES

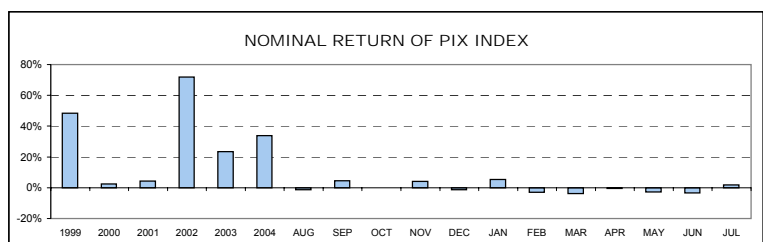
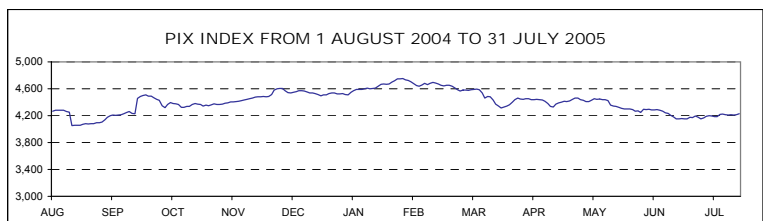
### SBI 20 - SLOVENE STOCK EXCHANGE INDEX

Year	Max	Date	Min	Date	Close	Nominal return
1994	1,598.03	28 June 1994	1,131.23	21 Oct 1994	1,396.81	39.68%
1995	1,590.17	9 Nov 1995	1,016.99	13 July 1995	1,448.75	3.72%
1996	1,589.18	13 Mar 1996	891.93	10 Sept 1996	1,183.26	-18.33%
1997	1,655.36	10 Feb 1997	1,156.14	6 Jan 1997	1,404.70	18.71%
1998	2,026.47	10 Aug 1998	1,378.49	6 Jan 1998	1,705.77	21.43%
1999	1,981.87	19 Feb 1999	1,679.48	5 Jan 1999	1,806.26	5.89%
2000	1,903.66	24 Jan 2000	1,584.23	25 May 2000	1,807.94	0.09%
2001	2,159.35	19 Dec 2001	1,700.24	25 Apr 2001	2,151.59	19.01%
2002	3,547.64	8 Nov 2002	2,140.80	3 Jan 2002	3,340.20	55.24%
2003	4,034.53	5 Dec 2003	3,067.67	3 Jul 2003	3,931.64	17.71%
2004	4,935.29	15 Nov 2004	3,922.74	5 Jan 2004	4,904.48	24.74%
Year 2005	Max	Date	Min	Date	Close	Nominal return
January	5,128.56	31 Jan 2005	4,908.79	3 Jan 2005	5,128.56	4.57%
February	5,131.61	1 Feb 2005	5,005.88	28 Feb 2005	5,005.88	-2.39%
March	4,989.02	7 Mar 2005	4,764.25	23 Mar 2005	4,858.45	-2.95%
April	4,865.12	1 Apr 2005	4,625.88	20 Apr 2005	4,734.72	-2.55%
May	4,734.07	3 May 2005	4,625.17	23 May 2005	4,627.39	-2.27%
June	4,615.29	1 Jun 2005	4,396.80	30 Jun 2005	4,396.80	-4.98%
July	4,548.44	29 Jul 2005	4,396.80	1 Jul 2005	4,548.44	3.45%



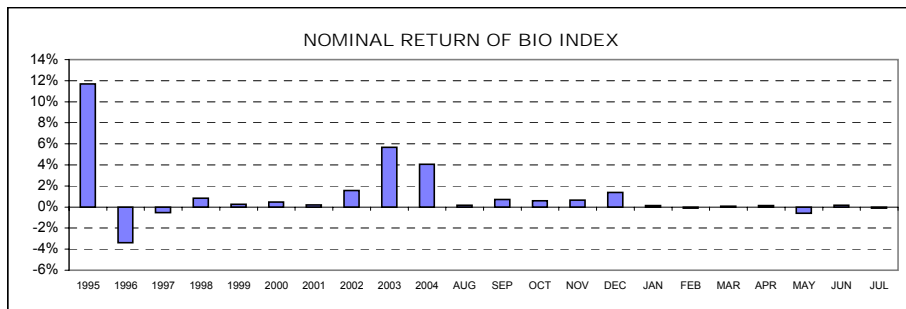
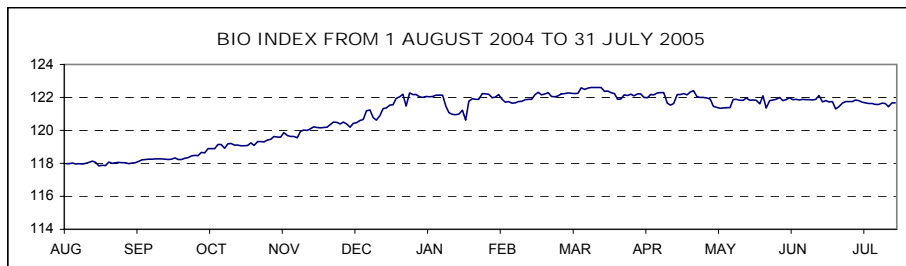
### PIX - INVESTMENT FUNDS INDEX

Year	Max	Date	Min	Date	Close	Nominal return
1999	1,633.77	8 Sep 1999	965.15	5 Jan 1999	1,483.50	48.35%
2000	1,572.13	17 Jan 2000	1,097.07	25 May 2000	1,520.79	2.51%
2001	1,588.02	28 Dec 2001	1,328.44	23 May 2001	1,588.02	4.42%
2002	3,013.05	27 Nov 2002	1,551.00	3 Jan 2002	2,729.73	71.89%
2003	3,374.22	29 Dec 2003	2,558.26	12 Mar 2003	3,372.03	23.53%
2004	4,606.40	26 Nov 2004	3,367.18	5 Jan 2004	4,513.38	33.85%
Year 2005	Max	Date	Min	Date	Close	Nominal return
January	4,752.47	31 Jan 2005	4,508.47	3 Jan 2005	4,752.47	5.30%
February	4,732.50	1 Feb 2005	4,614.44	28 Feb 2005	4,614.44	-2.90%
March	4,595.54	10 Mar 2005	4,312.28	23 Mar 2005	4,440.03	-3.78%
April	4,462.86	1 Apr 2005	4,330.72	20 Apr 2005	4,419.03	-0.47%
May	4,460.03	4 May 2005	4,299.59	30 May 2005	4,299.72	-2.70%
June	4,300.80	1 Jun 2005	4,152.75	29 Jun 2005	4,157.40	-3.31%
July	4,230.39	29 Jul 2005	4,153.26	1 Jul 2005	4,230.39	1.76%



## BIO - STOCK EXCHANGE BOND INDEX

Year	Max	Date	Min	Date	Close	Nominal return
1995	113.52	14 Dec 1995	100.46	5 July 1995	111.68	11.68%
1996	111.96	8 Jan 1996	106.61	28 June 1996	107.89	-3.39%
1997	110.97	8 Apr 1997	104.90	29 Jan 1997	107.31	-0.54%
1998	108.22	30 Dec 1998	101.68	25 May 1998	108.22	0.85%
1999	110.52	4 Feb 1999	104.53	16 Aug 1999	108.50	0.26%
2000	109.63	15 Dec 2000	103.96	9 June 2000	109.03	0.49%
2001	110.08	17 Sept 2001	107.81	21 Mar 2001	109.25	0.20%
2002	111.06	27 Dec 2002	107.17	12 Mar 2002	110.96	1.57%
2003	118.14	21 Nov 2003	110.20	24 Jan 2003	117.27	5.69%
2004	122.27	27 Dec 2004	116.28	14 Jan 2004	122.04	4.07%
Year 2004	Max	Date	Min	Date	Close	Nominal return
January	122.23	27 Jan 2005	120.63	20 Jan 2005	122.20	0.13%
February	122.31	22 Feb 2005	121.65	10 Feb 2005	122.06	-0.12%
March	122.60	16 Mar 2005	121.89	29 Mar 2005	122.16	0.08%
April	122.33	29 Apr 2005	121.53	20 Apr 2005	122.33	0.14%
May	122.41	3 May 2005	121.34	13 May 2005	121.61	-0.59%
June	122.11	28 Jun 2005	121.35	6 Jun 2005	121.80	0.16%
July	121.85	13 July 2005	121.31	5 Jul 2005	121.67	-0.11%



## A2) INDEX COMPOSITIONS

COMPOSITION OF SLOVENE STOCK EXCHANGE INDEX - SBI 20 ON 31 JULY 2005 \*

Issuer	Trading code	Adjusted number of shares	Base value in SIT	Adjusted share	Sector	Market capitalisation (free float) of index on 31 Jul 2005	Sector share
KRKA	KRKG	691,785	30,026.12	10.00	pharmaceuticals	55,592,575,892 SIT	10.41%
PETROL	PETG	826,858	22,251.50	10.00	oil and gas	53,160,834,114 SIT	9.96%
MERCATOR	MELR	1,471,687	4,520.37	10.00	trade	54,940,768,897 SIT	17.05%
GORENJE	GRVG	9,491,805	2,157.29	10.00	household appliances	53,279,684,580 SIT	9.98%
SAVA	SAVA	1,239,343	16,791.89	10.00	industrial conglomerates	53,351,733,201 SIT	16.81%
PIVOVARNA LAŠKO	PILR	7,256,866	6,199.69	9.82	food and beverages	52,865,905,967 SIT	11.70%
MERKUR	MER	996,094	18,003.70	7.20	trade	36,058,234,245 SIT	
LUKA KOPER	LKPG	5,115,201	2,310.79	7.19	transport	37,348,691,254 SIT	17.82%
INTEREUROPA	IEKG	6,006,900	4,919.17	7.11	transport	36,075,999,744 SIT	
ISTRABENZ	ITBG	4,329,907	2,700.00	6.58	industrial conglomerates	36,396,288,962 SIT	
AERODROM LJUBLJANA	AELG	1,936,229	11,492.98	4.14	transport	21,685,764,800 SIT	
TERME ČATEŽ	TCRG	381,720	39,457.14	2.65	health resort	13,741,920,000 SIT	2.57%
DELO	DELR	391,642	29,663.00	2.18	publishing	11,945,081,000 SIT	2.24%
ŽITO	ZTOG	300,312	18,007.22	1.78	food and beverages	9,577,877,644 SIT	
ETOL	ETOG	148,546	49,033.53	1.35	chemicals	7,798,665,000 SIT	
<b>Market capitalisation of index</b>						<b>533,820,025,299.34</b>	
<b>Share of market capitalisation (shares official market) in index</b>							<b>49.00%</b>

COMPOSITION OF INVESTMENT FUNDS INDEX - PIX ON 31 JULY 2005

Issuer	Trading code	Adjusted number of shares	Base value in SIT	Adjusted share	Market capitalisation of index on 31 Jul 2005
KD ID	KDIN	89,405,661	57.74	15.00	20,004,516,649 SIT
NFD 1 DELNIŠKI INVESTICIJSKI SKLAD	NF1N	63,116,182	65.42	15.00	20,832,127,031 SIT
INFOND ID	IFIR	8,132,314	1691.31	14.31	19,941,084,513 SIT
ZLATA MONETA I, ID	ZM1N	136,595,600	23.56	14.31	17,511,555,920 SIT
MAKSIMA ID	MAIR	7,811,823	1707.96	13.89	19,222,084,147 SIT
KRONA SENIOR	SN0N	73,170,428	26.93	8.29	11,317,270,099 SIT
MODRA LINIJA	ML0G	34,156,833	170.00	5.86	8,197,639,920 SIT
VIPA INVEST	VIIN	3,079,247	1674.92	4.66	6,113,290,654 SIT
ZVON ENA ID	ZVIR	2,277,577	2500.14	4.64	6,257,005,086 SIT
INFOND ID 1	IFDR	4,956,471	1232.99	4.06	5,678,083,613 SIT
<b>Market capitalisation of index</b>					<b>135,074,657,631 SIT</b>
<b>Share of market capitalisation (inv.funds) in index</b>					<b>80.48%</b>

COMPOSITION OF STOCK EXCHANGE BOND INDEX - BIO ON 31 JULY 2005

Bonds	Trading code	Base value	Share
SLOVENSKA ODŠKODNINSKA DRUŽBA 2 <sup>nd</sup> issue	SOS2E	104.03	50.00
REPUBLIKA SLOVENIJA 26 <sup>th</sup> issue	RS26	106.00	18.59
REPUBLIKA SLOVENIJA 53 <sup>rd</sup> issue	RS53	103.50	15.73
REPUBLIKA SLOVENIJA 38 <sup>th</sup> issue	RS38	114.00	14.00
REPUBLIKA SLOVENIJA 29 <sup>th</sup> issue	RS29	105.00	1.68

## B) NUMBER OF ISSUERS, TRADED SECURITIES AND MEMBERS

	31 Dec 2002	31 Dec 2003	31 Dec 2004	30 Jun 2005	31 Jul 2005
<b>NUMBER OF ISSUERS</b>	<b>191</b>	<b>181</b>	<b>172</b>	<b>161</b>	<b>160</b>
<b>Official market</b>	<b>48</b>	<b>45</b>	<b>40</b>	<b>34</b>	<b>33</b>
Shares	35	32	29	25	25
Bonds	15	13	11	9	8
<b>Free market</b>	<b>148</b>	<b>140</b>	<b>137</b>	<b>133</b>	<b>132</b>
Shares	101	102	111	105	104
Bonds	14	12	15	18	18
Authorised closed-end funds	29	18	-		
Closed-end funds	4	8	11	10	10
Pension coupons	1	-	-	-	1
	31 Dec 2002	31 Dec 2003	31 Dec 2004	30 Jun 2005	31 Jul 2005
<b>NUMBER OF SECURITIES</b>	<b>266</b>	<b>254</b>	<b>254</b>	<b>240</b>	<b>239</b>
<b>Official market</b>	<b>109</b>	<b>106</b>	<b>105</b>	<b>92</b>	<b>90</b>
Shares	36	32	29	25	25
Bonds	73	74	76	67	65
<b>Free market</b>	<b>156</b>	<b>148</b>	<b>149</b>	<b>148</b>	<b>149</b>
Shares	104	104	113	107	106
Bonds	19	18	25	31	33
Authorised closed-end funds	29	18	-		
Closed-end funds	4	8	11	10	10
<b>Short term securities</b>	<b>10</b>	<b>10</b>	<b>10</b>	<b>10</b>	<b>10</b>
	31 Dec 2002	31 Dec 2003	31 Dec 2004	30 Jun 2005	31 Jul 2005
<b>NUMBER OF MEMBERS</b>	<b>27</b>	<b>27</b>	<b>27</b>	<b>27</b>	<b>27</b>

## C) TURNOVER

### C1) TURNOVER BY SECURITIES ON OFFICIAL MARKET IN JULY 2005

#### 1. Shares

Issue	Total (block trades excluded) (in SIT)	Total (block trades excluded) (in EUR)	Block trades (in SIT)	Cross trades (in SIT)	Share in total turnover (block trades excluded) on official market	Share in turnover (block trades excluded) of shares	Volume in pieces (block trades excluded)	Number of bargains (block trades excluded)
<b>Total shares</b>	<b>4,640,046,856</b>	<b>19,367,749</b>	<b>2,953,945,900</b>	<b>653,258,083</b>	<b>86.04%</b>	<b>100.00%</b>	<b>242,238</b>	<b>3,691</b>
<b>Common shares</b>	<b>4,639,991,056</b>	<b>19,367,516</b>	<b>2,635,537,600</b>	<b>653,202,283</b>	<b>86.04%</b>	<b>100.00%</b>	<b>242,229</b>	<b>3,689</b>
1 KRKA	1,501,557,036	6,267,562	109,170,000	202,417,267	27.84%	32.36%	19,236	1,054
2 MERCATOR	950,562,688	3,967,688	391,788,000	146,234,100	17.63%	20.49%	26,897	436
3 PETROL	513,102,411	2,141,711	0	55,777,910	9.51%	11.06%	8,164	512
4 GORENJE	326,801,706	1,364,084	38,500,000	37,114,441	6.06%	7.04%	59,965	333
5 LUKA KOPER	305,554,136	1,275,396	0	56,571,350	5.67%	6.59%	42,183	263
6 DELO	286,077,008	1,194,097	150,660,000	0	5.30%	6.17%	9,518	45
7 SAVA	124,849,739	521,128	1,908,606,000	8,055,583	2.31%	2.69%	2,867	169
8 PIVOVARNA LAŠKO	115,920,249	483,856	36,813,600	18,331,267	2.15%	2.50%	16,255	193
9 DELO PRODAJA	91,956,683	383,831	0	85,745,120	1.71%	1.98%	18,375	12
10 MERKUR	87,007,438	363,173	0	7,383,687	1.61%	1.88%	2,421	86
11 ŽITO	75,628,371	315,676	0	12,664,978	1.40%	1.63%	2,470	81
12 AERODROM LJUBLJANA	68,077,522	284,158	0	3,628,343	1.26%	1.47%	6,065	88
13 ISTRABENZ	58,370,365	243,640	0	3,930,458	1.08%	1.26%	7,122	185
14 INTEREUROPA	57,299,097	239,169	0	6,816,560	1.06%	1.23%	9,399	105
15 TERME ČATEŽ	30,153,412	125,862	0	5,145,000	0.56%	0.65%	874	32
16 ETOL	18,806,250	78,498	0	2,015,000	0.35%	0.41%	368	25
17 SALUS, LJUBLJANA	16,099,211	67,199	0	255,998	0.30%	0.35%	127	14
18 KOMPAS MTS	5,237,049	21,860	0	132,777	0.10%	0.11%	3,546	15
19 MLINOTEST	3,439,769	14,358	0	898,839	0.06%	0.07%	2,367	14
20 EMONA OBALA	3,224,436	13,459	0	76,625	0.06%	0.07%	3,898	24
21 COMET	259,500	1,083	0	0	0.00%	0.01%	110	2
22 NIKA	6,980	29	0	6,980	0.00%	0.00%	2	1
23 PIVOVARNA UNION	0	0	0	0	0.00%	0.00%	0	0
24 GEODETSKI ZAVOD SLOVENIJE	0	0	0	0	0.00%	0.00%	0	0
<b>Preferred shares</b>	<b>55,800</b>	<b>233</b>	<b>318,408,300</b>	<b>55,800</b>	<b>0.00%</b>	<b>0.00%</b>	<b>9</b>	<b>2</b>
1 PROBANKA	55,800	233	318,408,300	55,800	0.00%	0.00%	9	2



## 2. Bonds

Issue	Total (block trades excluded) (in SIT)	Total (block trades excluded) (in EUR)	Block trades (in SIT)	Cross trades (in SIT)	Share in total turnover (block trades excluded) on official market	Share in turnover (block trades excluded) of bonds	Volume in pieces (block trades excluded)	Number of bargains (block trades excluded)
<b>Total bonds</b>	<b>753,074,752</b>	<b>3,143,365</b>	<b>11,865,268,037</b>	<b>568,644,097</b>	<b>13.96%</b>	<b>100.00%</b>	<b>150,356</b>	<b>447</b>
1 REPUBLIKA SLOVENIJA 50 <sup>th</sup> issue	189,083,576	789,243	1,065,214,408	189,083,576	3.51%	25.11%	7,648	2
2 REPUBLIKA SLOVENIJA 32 <sup>nd</sup> issue	152,630,158	637,085	0	148,535,189	2.83%	20.27%	5,900	6
3 REPUBLIKA SLOVENIJA 39 <sup>th</sup> issue	93,032,890	388,323	0	18,231,691	1.73%	12.35%	117,593	328
4 REPUBLIKA SLOVENIJA 59 <sup>th</sup> issue	60,446,840	252,308	1,669,013,000	60,283,880	1.12%	8.03%	5,964	4
5 NOVA KBM 7 <sup>th</sup> issue	48,172,750	201,075	379,951,950	39,019,750	0.89%	6.40%	475	2
6 REPUBLIKA SLOVENIJA 58 <sup>th</sup> issue	31,500,840	131,486	49,775,000	29,790,000	0.58%	4.18%	3,172	4
7 REPUBLIKA SLOVENIJA 54 <sup>th</sup> issue	27,427,630	114,484	48,208,800	737,750	0.51%	3.64%	2,414	6
8 REPUBLIKA SLOVENIJA 38 <sup>th</sup> issue	21,494,580	89,719	0	0	0.40%	2.85%	770	2
9 REPUBLIKA SLOVENIJA 33 <sup>rd</sup> issue	20,835,088	86,967	513,094,594	20,835,088	0.39%	2.77%	114	2
10 REPUBLIKA SLOVENIJA 57 <sup>th</sup> issue	16,967,540	70,823	2,788,972,100	7,037,870	0.31%	2.25%	1,578	6
11 REPUBLIKA SLOVENIJA 21 <sup>th</sup> issue	11,834,805	49,399	0	0	0.22%	1.57%	1,413	4
12 NOVA KBM 5 <sup>th</sup> issue	11,025,000	46,019	0	11,025,000	0.20%	1.46%	105	1
13 NLB 16 <sup>th</sup> issue	10,100,000	42,158	1,851,215,000	0	0.19%	1.34%	100	1
14 REPUBLIKA SLOVENIJA 53 <sup>rd</sup> issue	8,405,766	35,086	88,478,116	7,964,086	0.16%	1.12%	322	5
15 REPUBLIKA SLOVENIJA 60 <sup>th</sup> issue	7,944,000	33,159	501,968,250	7,944,000	0.15%	1.05%	800	1
16 REPUBLIKA SLOVENIJA 49 <sup>th</sup> issue	7,633,907	31,864	0	193,372	0.14%	1.01%	79	7
17 REPUBLIKA SLOVENIJA 26 <sup>th</sup> issue	6,986,856	29,163	710,305,838	5,543,886	0.13%	0.93%	276	13
18 REPUBLIKA SLOVENIJA 29 <sup>th</sup> issue	6,081,934	25,386	0	5,055,880	0.11%	0.81%	237	4
19 BANKA CELJE 8 <sup>th</sup> issue	4,987,845	20,819	0	4,987,845	0.09%	0.66%	200	2
20 REPUBLIKA SLOVENIJA 56 <sup>th</sup> issue	2,932,330	12,240	0	998,130	0.05%	0.39%	288	9
21 REPUBLIKA SLOVENIJA 18 <sup>th</sup> issue	2,465,187	10,290	420,379,285	2,465,187	0.05%	0.33%	95	4
22 REPUBLIKA SLOVENIJA 25 <sup>th</sup> issue	1,689,036	7,050	0	1,689,036	0.03%	0.22%	164	8
23 REPUBLIKA SLOVENIJA 48 <sup>th</sup> issue	1,331,704	5,559	0	1,006,237	0.02%	0.18%	53	4
24 REPUBLIKA SLOVENIJA 31 <sup>st</sup> issue	1,240,200	5,177	0	1,240,200	0.02%	0.16%	117	1
25 REPUBLIKA SLOVENIJA 27 <sup>th</sup> issue	1,175,200	4,905	102,044,250	1,175,200	0.02%	0.16%	113	3
26 REPUBLIKA SLOVENIJA 43 <sup>rd</sup> issue	1,151,690	4,807	0	350,490	0.02%	0.15%	115	2
27 REPUBLIKA SLOVENIJA 56 <sup>th</sup> issue	1,135,200	4,738	382,481,000	1,135,200	0.02%	0.15%	110	2
28 BANKA VIPA 5 <sup>th</sup> issue	736,677	3,075	0	0	0.01%	0.10%	40	1
29 NLB 11 <sup>th</sup> issue	494,469	2,064	0	494,469	0.01%	0.07%	2	1
30 STANOVANJSKI SKLAD RS 2 <sup>nd</sup> issue	444,428	1,855	0	444,428	0.01%	0.06%	7	1
31 REPUBLIKA SLOVENIJA 51 <sup>st</sup> issue	384,615	1,605	0	384,615	0.01%	0.05%	37	4
32 ABANKA 4 <sup>th</sup> issue	366,575	1,530	0	366,575	0.01%	0.05%	15	1
33 NLB 3 <sup>rd</sup> issue	246,769	1,030	0	246,769	0.00%	0.03%	1	1
34 ABANKA 5 <sup>th</sup> issue	241,960	1,010	0	0	0.00%	0.03%	10	1
35 NLB 10 <sup>th</sup> issue	211,000	881	0	211,000	0.00%	0.03%	2	1
36 ABANKA 3 <sup>rd</sup> issue	167,698	700	0	167,698	0.00%	0.02%	7	1
37 REPUBLIKA SLOVENIJA 10 <sup>th</sup> issue	68,009	284	0	0	0.00%	0.01%	20	2
38 ABANKA 6 <sup>th</sup> issue	0	0	0	0	0.00%	0.00%	0	0
39 ABANKA VIPA 7 <sup>th</sup> issue	0	0	0	0	0.00%	0.00%	0	0
40 BANKA CELJE 4 <sup>th</sup> issue	0	0	0	0	0.00%	0.00%	0	0
41 BANKA CELJE 5 <sup>th</sup> issue	0	0	0	0	0.00%	0.00%	0	0
42 BANKA CELJE 6 <sup>th</sup> issue, A series	0	0	0	0	0.00%	0.00%	0	0
43 BANKA CELJE 7 <sup>th</sup> issue	0	0	0	0	0.00%	0.00%	0	0
44 BANKA VIPA 3 <sup>rd</sup> issue	0	0	0	0	0.00%	0.00%	0	0
45 BANKA VIPA 4 <sup>th</sup> issue	0	0	0	0	0.00%	0.00%	0	0
46 BANKA VIPA 6 <sup>th</sup> issue	0	0	0	0	0.00%	0.00%	0	0
47 BANKA VIPA 7 <sup>th</sup> issue	0	0	0	0	0.00%	0.00%	0	0
48 BTC 2 <sup>nd</sup> issue	0	0	0	0	0.00%	0.00%	0	0
49 BTC HIPOTEKARNE	0	0	0	0	0.00%	0.00%	0	0
50 DEŽELNA BANKA SLOVENIJE 3 <sup>rd</sup> issue	0	0	0	0	0.00%	0.00%	0	0
51 HOTELI BERNARDIN	0	0	0	0	0.00%	0.00%	0	0
52 NLB 12 <sup>th</sup> issue	0	0	0	0	0.00%	0.00%	0	0
53 NLB 13 <sup>th</sup> issue	0	0	314,662,000	0	0.00%	0.00%	0	0
54 NLB 17 <sup>th</sup> issue	0	0	701,050,000	0	0.00%	0.00%	0	0
55 NLB 9 <sup>th</sup> issue	0	0	0	0	0.00%	0.00%	0	0
56 NOVA KBM 2 <sup>nd</sup> issue	0	0	0	0	0.00%	0.00%	0	0
57 NOVA KBM 3 <sup>rd</sup> issue, A series	0	0	0	0	0.00%	0.00%	0	0
58 NOVA KBM 3 <sup>rd</sup> issue, B series	0	0	0	0	0.00%	0.00%	0	0
59 NOVA KBM 6 <sup>th</sup> issue	0	0	0	0	0.00%	0.00%	0	0
60 NOVA KBM 8 <sup>th</sup> issue	0	0	0	0	0.00%	0.00%	0	0
61 REPUBLIKA SLOVENIJA 22 <sup>nd</sup> issue	0	0	0	0	0.00%	0.00%	0	0
62 REPUBLIKA SLOVENIJA 23 <sup>rd</sup> issue	0	0	278,454,446	0	0.00%	0.00%	0	0
63 REPUBLIKA SLOVENIJA 42 <sup>nd</sup> issue	0	0	0	0	0.00%	0.00%	0	0
64 REPUBLIKA SLOVENIJA 44 <sup>th</sup> issue	0	0	0	0	0.00%	0.00%	0	0
65 REPUBLIKA SLOVENIJA 45 <sup>th</sup> issue	0	0	0	0	0.00%	0.00%	0	0
66 REPUBLIKA SLOVENIJA 52 <sup>nd</sup> issue	0	0	0	0	0.00%	0.00%	0	0
67 STANOVANJSKI SKLAD RS 1 <sup>st</sup> issue	0	0	0	0	0.00%	0.00%	0	0
<b>Total official market</b>	<b>5,393,121,608</b>	<b>22,511,115</b>	<b>14,819,213,937</b>	<b>1,221,902,180</b>	<b>100.00%</b>	<b>-</b>	<b>392,594</b>	<b>4,138</b>

C2) TURNOVER BY SECURITIES ON FREE MARKET IN JULY 2005

1. Shares (1)

Issue	Total (block trades excluded) (in SIT)	Total (block trades excluded) (in EUR)	Block trades (in SIT)	Cross trades (in SIT)	Share in total turnover (block trades excluded) on free market	Share in turnover (block trades excluded) of shares	Volume in pieces (block trades excluded)	Number of bargains (block trades excluded)
<b>Total shares</b>	<b>1,613,873,556</b>	<b>6,736,376</b>	<b>714,955,379</b>	<b>272,613,470</b>	<b>46.79%</b>	<b>100.00%</b>	<b>1,180,249</b>	<b>7,005</b>
<b>Total common shares</b>	<b>1,608,431,249</b>	<b>6,713,659</b>	<b>714,955,379</b>	<b>272,132,760</b>	<b>46.63%</b>	<b>99.66%</b>	<b>1,179,311</b>	<b>6,908</b>
1 GORENJSKI TISK	325,857,050	1,360,141	0	2,850	9.45%	20.19%	93,105	3
2 ZVON ENA HOLDING	138,766,968	579,219	32,412,588	23,926,399	4.02%	8.60%	69,963	409
3 HIDROTEHNIK	90,406,620	377,361	156,814,000	21,376,000	2.62%	5.60%	53,133	85
4 NFD HOLDING	80,636,478	336,580	0	28,337,286	2.34%	5.00%	105,445	626
5 HRAM HOLDING	70,479,229	294,183	72,150,000	16,963,232	2.04%	4.37%	150,027	93
6 HELIOS, DOMŽALE	69,518,619	290,174	0	4,835,502	2.02%	4.31%	335	57
7 AKTIVA INVEST	67,346,946	281,109	0	17,447,526	1.95%	4.17%	3,340	589
8 INFOND HOLDING	65,726,897	274,347	0	8,657,611	1.91%	4.07%	70,708	322
9 VIPA HOLDING	58,085,040	242,449	0	34,200,000	1.68%	3.60%	61,962	142
10 AKTIVA NALOŽBE	49,882,843	208,213	0	29,692,493	1.45%	3.09%	52,505	507
11 JUTEKS	49,446,442	206,392	0	3,246,100	1.43%	3.06%	1,939	54
12 ZLATA MONETA II	35,822,358	149,524	0	2,387,429	1.04%	2.22%	75,944	194
13 FRUCTAL	33,551,368	140,045	98,358,740	1,076,020	0.97%	2.08%	22,961	103
14 KD HOLDING	32,622,455	136,167	0	3,930,362	0.95%	2.02%	2,743	277
15 ZVON DVA HOLDING	31,732,055	132,451	0	3,097,685	0.92%	1.97%	74,271	405
16 SATURNUS EMBALAŽA	26,306,633	109,805	0	1,641,255	0.76%	1.63%	810	21
17 UNIT-AS LJUBLJANA	26,291,867	109,743	0	0	0.76%	1.63%	5,464	44
18 MAKSIMA HOLDING	26,058,423	108,769	0	16,060,215	0.76%	1.61%	32,436	370
19 LESNINA	24,379,798	101,762	0	2,745,898	0.71%	1.51%	89	24
20 POM-INVEST	22,736,649	94,904	0	3,218,142	0.66%	1.41%	19,683	109
21 INFOND HOLDING 1	21,551,768	89,958	199,323,087	14,659,378	0.62%	1.34%	33,268	286
22 BELINKA	20,678,594	86,313	0	796,881	0.60%	1.28%	4,524	57
23 ARKADA HOLDING	18,923,251	78,986	0	1,705,651	0.55%	1.17%	20,950	97
24 ETRA 33	17,937,760	74,873	0	271,500	0.52%	1.11%	199	37
25 TOSAMA	16,582,965	69,218	0	255,000	0.48%	1.03%	1,519	46
26 MELAMIN	14,365,850	59,964	0	15,800	0.42%	0.89%	3,056	6
27 TRIGLAV, FINANČNA DRUŽBA	14,309,450	59,728	0	2,860,050	0.41%	0.89%	12,443	251
28 CINKARNA CELJE	13,291,123	55,478	0	503,905	0.39%	0.82%	520	26
29 MAKSIMA INVEST	12,868,278	53,713	0	4,410,557	0.37%	0.80%	31,955	365
30 ISKRA AVTOELEKTRIKA	12,281,563	51,264	0	305,700	0.36%	0.76%	1,365	23
31 MK TISKARNA	12,004,200	50,106	0	98,800	0.35%	0.74%	5,197	8
32 TRIGLAV NALOŽBE	9,753,080	40,710	0	1,775,740	0.28%	0.60%	25,666	253
33 GOZDNO GOSPODARSTVO BLEJ	7,563,362	31,570	0	18,700	0.22%	0.47%	4,067	7
34 TEKSTINA	6,496,994	27,119	0	1,446,879	0.19%	0.40%	14,553	31
35 JADRAN	6,075,982	25,361	0	55,322	0.18%	0.38%	1,318	8
36 KS2 NALOŽBE	5,027,200	20,984	0	0	0.15%	0.31%	12,568	65
37 MERCATA	4,852,804	20,256	0	1,748,569	0.14%	0.30%	12,072	83
38 KD GROUP	4,766,927	19,897	0	2,655,909	0.14%	0.30%	42	9
39 FINIRA	4,686,070	19,560	0	971,667	0.14%	0.29%	13,100	92
40 KRONA HOLDING	4,177,169	17,436	0	198,660	0.12%	0.26%	9,407	23
41 JAVOR PIVKA	4,128,728	17,233	0	20,000	0.12%	0.26%	9,166	7
42 HOTELI PALACE	3,658,681	15,271	0	694,500	0.11%	0.23%	2,439	18
43 VELANA	3,177,528	13,263	0	256,670	0.09%	0.20%	5,239	13
44 LIP BLEJ	2,926,176	12,214	0	1,846,991	0.08%	0.18%	2,425	12
45 VIZIJA HOLDING	2,891,000	12,067	0	0	0.08%	0.18%	4,130	39
46 MODRA LINIJA HOLDING	2,839,005	11,850	0	1,460,773	0.08%	0.18%	3,061	58
47 M1	2,551,854	10,652	0	122,761	0.07%	0.16%	6,514	70
48 VIZIJA HOLDING ENA	2,329,800	9,725	0	0	0.07%	0.14%	3,883	40
49 CERTIUS INVEST	2,284,508	9,536	0	235,600	0.07%	0.14%	5,711	30
50 POM-NALOŽBE	2,280,740	9,520	0	372,632	0.07%	0.14%	8,424	106
51 IMP ČRPALKE LJUBLJANA	2,222,000	9,275	0	2,036,000	0.06%	0.14%	1,111	21
52 KOŠAKI TMI	2,145,000	8,953	0	660,000	0.06%	0.13%	143	4
53 FOND INVEST	2,077,832	8,673	0	1,430,665	0.06%	0.13%	1,962	59
54 AKTIVA AVANT	2,040,171	8,516	0	1,006,388	0.06%	0.13%	5,828	70
55 MARINA PORTOROŽ	1,911,600	7,979	0	0	0.06%	0.12%	202	4
56 TRDNJAVA HOLDING	1,812,788	7,567	0	1,075,331	0.05%	0.11%	6,458	23
57 SLOVENIJALES	1,667,297	6,959	0	490,040	0.05%	0.10%	138	9
58 LIV POSTOJNA	1,537,500	6,418	0	0	0.04%	0.10%	87	4
59 MITOL SEŽANA	1,465,950	6,119	0	0	0.04%	0.09%	337	1
60 MEDALJON	1,104,118	4,609	30,896,964	0	0.03%	0.07%	503	5
61 CREINA	875,370	3,654	0	875,370	0.03%	0.05%	180	5
62 PLAMA - PUR	847,750	3,539	0	0	0.02%	0.05%	337	6
63 UNITAS, LJUBLJANA	716,440	2,990	0	380,185	0.02%	0.04%	412	7
64 INTERTRADE ITS	556,500	2,323	0	0	0.02%	0.03%	371	4
65 DANA	470,000	1,962	0	348,000	0.01%	0.03%	235	5
66 ALPETOUR POTOVALNA AGENCIJA	440,818	1,840	0	440,818	0.01%	0.03%	176	4
67 TRDNJAVA I HOLDING	430,798	1,798	0	188,163	0.01%	0.03%	1,386	8
68 AGROKOMBINAT MARIBOR	344,194	1,437	0	241,794	0.01%	0.02%	391	7
69 NAMA	344,100	1,436	0	0	0.01%	0.02%	155	2
70 CETIS	332,990	1,390	0	0	0.01%	0.02%	12	2

## 1. Shares (2)

Issue	Total (block trades excluded) (in SIT)	Total (block trades excluded) (in EUR)	Block trades (in SIT)	Cross trades (in SIT)	Share in total turnover (block trades excluded) on free market	Share in turnover (block trades excluded) of shares	Volume in pieces (block trades excluded)	Number of bargains (block trades excluded)
71 DZS	272,000	1,135	0	16,200	0.01%	0.02%	54	4
72 KLASJE CELJE	259,270	1,082	0	44,720	0.01%	0.02%	785	3
73 COLOR	243,705	1,017	0	16,254	0.01%	0.02%	135	7
74 TOVARNA SLADKORJA ORMOŽ	228,028	952	0	0	0.01%	0.01%	44	4
75 GORIŠKE OPEKARNE	164,000	685	0	56,000	0.00%	0.01%	82	2
76 ELMO	159,900	667	0	0	0.00%	0.01%	246	1
77 JATA EMONA	136,116	568	0	0	0.00%	0.01%	142	5
78 LESNINA EMMI	126,440	528	0	0	0.00%	0.01%	204	3
79 CAPITA	104,500	436	0	0	0.00%	0.01%	190	2
80 TERME DOBRNA	91,100	380	0	10,100	0.00%	0.01%	61	5
81 AVTOPREVOZNIŠTVO IN SERVISI	90,900	379	0	90,900	0.00%	0.01%	909	2
82 GEA	80,100	334	0	65,800	0.00%	0.00%	111	6
83 GRAND HOTEL UNION	61,760	258	0	3,440	0.00%	0.00%	20	4
84 ŽELEZARNA RAVNE - MONTER DRAVOGRAD	46,500	194	0	0	0.00%	0.00%	31	2
85 ŽITO INTES	40,480	169	0	40,480	0.00%	0.00%	176	2
86 MEDVEŠEK PUŠNIK	22,500	94	0	0	0.00%	0.00%	1	1
87 INLES	18,624	78	0	0	0.00%	0.00%	38	1
88 MIP	10,250	43	0	0	0.00%	0.00%	5	2
89 GEA COLLEGE	9,712	41	125,000,000	9,712	0.00%	0.00%	8	1
90 KEMA PUCONCI	5,000	21	0	0	0.00%	0.00%	1	1
91 NIKO	0	0	0	0	0.00%	0.00%	0	0
92 INTARA	0	0	0	0	0.00%	0.00%	0	0
93 KOMPAS HOTELI	0	0	0	0	0.00%	0.00%	0	0
94 INTERTRADE ITA	0	0	0	0	0.00%	0.00%	0	0
95 SIJAJ HRASTNIK	0	0	0	0	0.00%	0.00%	0	0
96 IMP KLIMAT	0	0	0	0	0.00%	0.00%	0	0
97 JELEN GOSTINSKO PODJETJE	0	0	0	0	0.00%	0.00%	0	0
98 RTC KRVAVEC	0	0	0	0	0.00%	0.00%	0	0
99 LIZ INŽENIRING	0	0	0	0	0.00%	0.00%	0	0
100 METALKA TRGOVINA	0	0	0	0	0.00%	0.00%	0	0
101 SWATY	0	0	0	0	0.00%	0.00%	0	0
102 GRADIS, GP LJUBLJANA	0	0	0	0	0.00%	0.00%	0	0
103 EGOLES	0	0	0	0	0.00%	0.00%	0	0
104 ZDRAVILIŠČE ROGAŠKA	0	0	0	0	0.00%	0.00%	0	0
<b>Preferred shares</b>	<b>5,442,307</b>	<b>22,716</b>	<b>0</b>	<b>480,710</b>	<b>0.16%</b>	<b>0.34%</b>	<b>938</b>	<b>97</b>
1 KD HOLDING	5,442,307	22,716	0	480,710	0.16%	0.34%	938	97
2 PRVA POKOJNINSKA DRUŽBA	0	0	0	0	0.00%	0.00%	0	0
3 ZDRAVILIŠČE ROGAŠKA	0	0	0	0	0.00%	0.00%	0	0

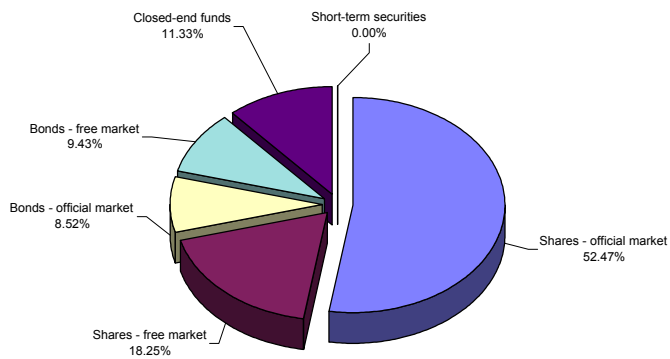
## 2. Bonds

Issue	Total (block trades excluded) (in SIT)	Total (block trades excluded) (in EUR)	Block trades (in SIT)	Cross trades (in SIT)	Share in total turnover (block trades excluded) on free market	Share in turnover (block trades excluded) of bonds	Volume in pieces (block trades excluded)	Number of bargains (block trades excluded)
<b>Total bonds</b>	<b>833,740,931</b>	<b>3,480,069</b>	<b>3,276,871,826</b>	<b>196,630,488</b>	<b>24.17%</b>	<b>100.00%</b>	<b>61,975</b>	<b>349</b>
1 SLOV. ODŠKODNINSKA DRUŽBA 2 <sup>nd</sup> issue	763,477,746	3,186,788	749,303,572	155,989,941	22.13%	91.57%	59,235	332
2 CIMOS 1 <sup>st</sup> issue	39,343,516	164,221	56,845,732	34,687,136	1.14%	4.72%	1,585	7
3 POSLOVNI SISTEM MERCATOR	24,917,142	104,005	263,616,481	0	0.72%	2.99%	1,000	3
4 PROBANKA 6 <sup>th</sup> issue	3,405,313	14,214	0	3,405,313	0.10%	0.41%	138	2
5 ABANKA VIPA 10 <sup>th</sup> issue	977,464	4,080	260,189,922	977,464	0.03%	0.12%	4	1
6 FACTOR BANKA 6 <sup>th</sup> issue	826,733	3,451	0	826,733	0.02%	0.10%	8	2
7 NLB 8 <sup>th</sup> issue	743,901	3,105	0	743,901	0.02%	0.09%	3	1
8 ABANKA VIPA 9 <sup>th</sup> issue	49,116	205	1,148,950,867	0	0.00%	0.01%	2	1
9 ABANKA VIPA 8 <sup>th</sup> issue	0	0	0	0	0.00%	0.00%	0	0
10 AUTOCOMMERCE 1 <sup>st</sup> issue	0	0	0	0	0.00%	0.00%	0	0
11 BANKA KOPER 4 <sup>th</sup> issue	0	0	0	0	0.00%	0.00%	0	0
12 BANKA ZASAVJE 3 <sup>rd</sup> issue	0	0	0	0	0.00%	0.00%	0	0
13 DARS 1 <sup>st</sup> issue	0	0	47,838,000	0	0.00%	0.00%	0	0
14 DEŽELNA BANKA SLOVENIJE 4 <sup>th</sup> issue	0	0	0	0	0.00%	0.00%	0	0
15 FACTOR BANKA 8 <sup>th</sup> issue	0	0	0	0	0.00%	0.00%	0	0
16 FACTOR BANKA 9 <sup>th</sup> issue	0	0	0	0	0.00%	0.00%	0	0
17 FACTOR BANKA 10 <sup>th</sup> issue	0	0	0	0	0.00%	0.00%	0	0
18 FMR 1 <sup>st</sup> issue	0	0	0	0	0.00%	0.00%	0	0
19 KD INVESTMENTS 1 <sup>st</sup> issue	0	0	0	0	0.00%	0.00%	0	0
20 NLB 14 <sup>th</sup> issue	0	0	0	0	0.00%	0.00%	0	0
21 NLB 15 <sup>th</sup> issue	0	0	161,185,500	0	0.00%	0.00%	0	0
22 POŠTNA BANKA SLOVENIJE 2 <sup>nd</sup> issue	0	0	0	0	0.00%	0.00%	0	0
23 POŠTNA BANKA SLOVENIJE 3 <sup>rd</sup> issue	0	0	0	0	0.00%	0.00%	0	0
24 POŠTNA BANKA SLOVENIJE 5 <sup>th</sup> issue	0	0	0	0	0.00%	0.00%	0	0
25 POŠTNA BANKA SLOVENIJE 6 <sup>th</sup> issue	0	0	0	0	0.00%	0.00%	0	0
26 POŠTNA BANKA SLOVENIJE 7 <sup>th</sup> issue	0	0	92,911,000	0	0.00%	0.00%	0	0
27 POTEZA NALOŽBE	0	0	0	0	0.00%	0.00%	0	0
28 PROBANKA 4 <sup>th</sup> issue	0	0	0	0	0.00%	0.00%	0	0
29 PROBANKA 5 <sup>th</sup> issue	0	0	0	0	0.00%	0.00%	0	0
30 PROBANKA 7 <sup>th</sup> issue	0	0	0	0	0.00%	0.00%	0	0
31 SIP STROJNA INDUSTRIJA 1 <sup>st</sup> issue, B series	0	0	0	0	0.00%	0.00%	0	0
32 STANOVANJSKI SKLAD 3 <sup>rd</sup> issue	0	0	0	0	0.00%	0.00%	0	0
33 ZAVAROVALNICA TRIGLAV 1 <sup>st</sup> issue	0	0	496,030,752	0	0.00%	0.00%	0	0
<b>Total free market (shares and bonds)</b>	<b>2,447,614,487</b>	<b>10,216,445</b>	<b>3,991,827,205</b>	<b>469,243,958</b>	<b>70.96%</b>	<b>-</b>	<b>1,242,224</b>	<b>7,354</b>

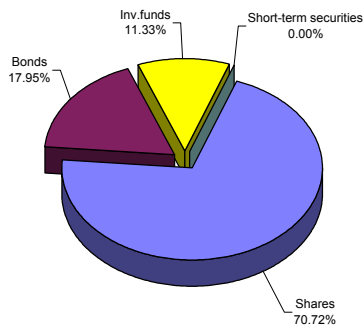
### 3. Investment funds

Issue	Total (block trades excluded) (in SIT)	Total (block trades excluded) (in EUR)	Block trades (in SIT)	Cross trades (in SIT)	Share in total turnover (block trades excluded) on free market	Share in turnover (block trades excluded) of investment funds	Volume in pieces (block trades excluded)	Number of bargains (block trades excluded)
<b>Total closed-end funds</b>	<b>1,001,885,276</b>	<b>4,181,911</b>	<b>223,956,000</b>	<b>207,545,284</b>	<b>29.04%</b>	<b>100.00%</b>	<b>3,078,368</b>	<b>3,052</b>
1 NFD 1 DELNIŠKI INVESTICIJSKI SKLAD	379,196,306	1,582,781	0	65,915,006	10.99%	37.85%	1,153,701	532
2 ZLATA MONETA I, ID	109,492,692	457,027	124,065,000	14,745,777	3.17%	10.93%	834,639	354
3 KRONA SENIOR	93,381,517	389,778	99,891,000	5,404,578	2.71%	9.32%	614,183	159
4 MAKSIMA ID	182,627,810	762,296	0	82,783,952	5.29%	18.23%	75,490	487
5 INFOND ID	97,659,006	407,633	0	18,926,404	2.83%	9.75%	40,296	364
6 KD ID	52,433,834	218,861	0	1,921,929	1.52%	5.23%	233,558	262
7 ZVON ENA ID	24,647,478	102,880	0	3,337,280	0.71%	2.46%	9,098	375
8 INFOND ID 1	22,212,868	92,717	0	1,163,709	0.64%	2.22%	20,043	295
9 MODRA LINIJA	20,713,804	86,460	0	7,804,473	0.60%	2.07%	87,230	77
10 VIPA INVEST	19,519,961	81,477	0	5,542,176	0.57%	1.95%	10,130	147
<b>Short-term securities</b>	<b>0</b>	<b>0</b>	<b>0</b>	<b>0</b>	<b>0.00%</b>	<b>-</b>	<b>0</b>	<b>0</b>
<b>Total free market</b>	<b>3,449,499,763</b>	<b>14,398,356</b>	<b>4,215,783,205</b>	<b>676,789,242</b>	<b>100.00%</b>	<b>-</b>	<b>4,320,592</b>	<b>10,406</b>
<b>Total turnover in July 2005</b>	<b>8,842,621,371</b>	<b>36,909,471</b>	<b>19,034,997,142</b>	<b>1,898,691,422</b>	<b>-</b>	<b>-</b>	<b>4,713,186</b>	<b>14,544</b>

Structure of turnover by securities in July 2005



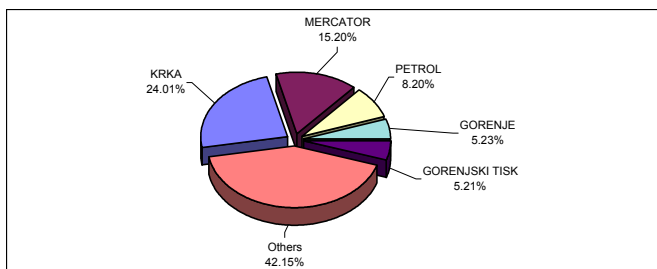
Structure of turnover by securities - all markets - July 2005



### C3) MOST TRADED SECURITIES IN JULY 2005

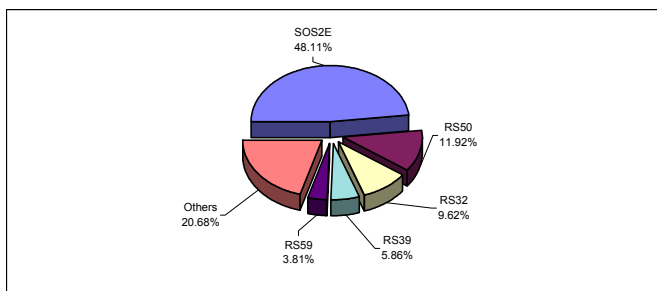
#### MOST TRADED SHARES

Issuer	Turnover (in SITm) - order book trades only	Market capitalisation as of 31 Jul 2005 (in SITm)	Number of bargains - order book trades only
KRKA	1,502	284,688	1,054
MERCATOR	951	119,779	436
PETROL	513	134,134	512
GORENJE	327	68,481	333
GORENJSKI TISK	326	3,746	3
Others	2,636	918,278	8,358
<b>Total</b>	<b>6,254</b>	<b>1,529,107</b>	<b>10,696</b>



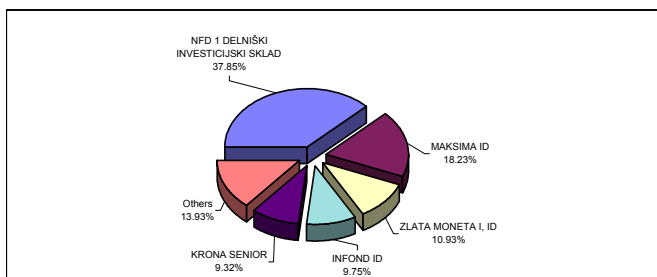
#### MOST TRADED BONDS

Issuer	Turnover (in SITm) - order book trades only	Market capitalisation as of 31 Jul 2005 (in SITm)	Number of bargains - order book trades only
SLOVENSKA ODŠKODNINSKA DRUŽBA 2 <sup>nd</sup> issue	763	139,713	332
REPUBLIKA SLOVENIJA 50 <sup>th</sup> issue	189	15,151	2
REPUBLIKA SLOVENIJA 32 <sup>nd</sup> issue	153	6,146	6
REPUBLIKA SLOVENIJA 39 <sup>th</sup> issue	93	16,476	328
REPUBLIKA SLOVENIJA 59 <sup>th</sup> issue	60	140,884	4
Others	328	988,210	124
<b>Total</b>	<b>1,587</b>	<b>1,306,581</b>	<b>796</b>



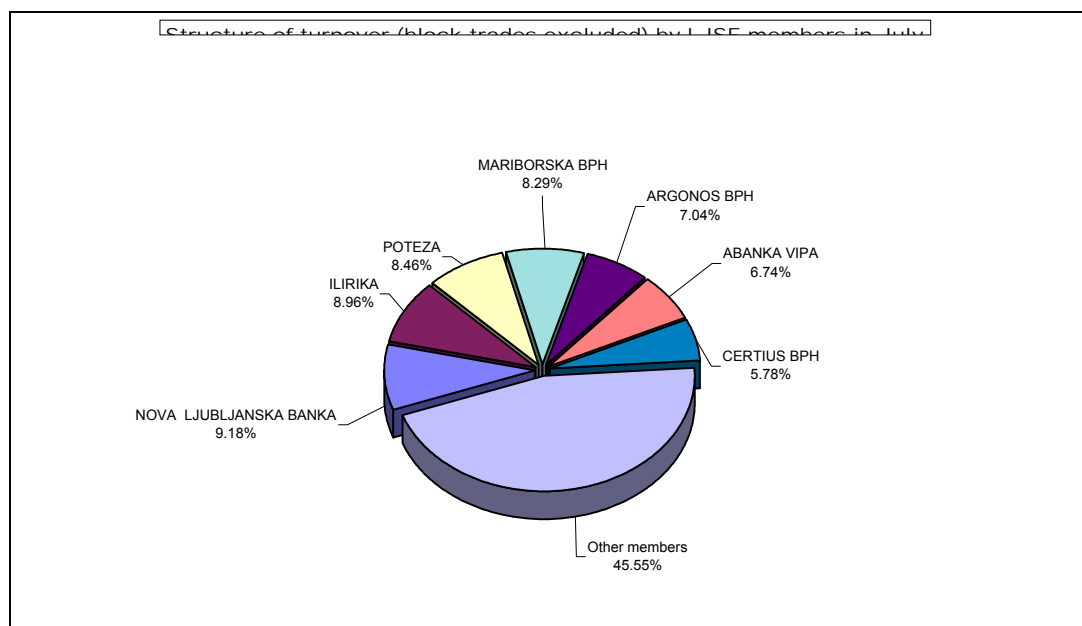
#### MOST TRADED INVESTMENT FUNDS

INVESTMENT FUNDS	Turnover (in SITm) - order book trades only	Market capitalisation as of 31 Jul 2005 (in SITm)	Number of bargains - order book trades only
NFD 1 DELNIŠKI INVESTICIJSKI SKLAD	379	53,001	532
MAKSIMA ID	183	19,222	487
ZLATA MONETA I, ID	109	17,512	354
INFOND ID	98	19,941	364
KRONA SENIOR	93	11,317	159
Others	140	46,841	1,156
<b>Total</b>	<b>1,002</b>	<b>167,834</b>	<b>3,052</b>



C4) TURNOVER BY LJSE MEMBERS (BLOCK TRADES EXCLUDED) IN JULY 2005

	Member	Official market (in SIT)	Free market (in SIT)	Total (in SIT)	Share in turnover
1	NOVA LJUBLJANSKA BANKA	993,805,688	629,975,382	1,623,781,070	9.18%
2	ILIRIKA	934,838,509	650,513,110	1,585,351,619	8.96%
3	POTEZA	691,597,148	804,443,663	1,496,040,811	8.46%
4	MARIBORSKA BPH	1,231,787,827	234,302,998	1,466,090,825	8.29%
5	ARGONOS BPH	700,927,585	544,662,622	1,245,590,207	7.04%
6	ABANKA VIPA	794,274,621	397,215,308	1,191,489,929	6.74%
7	CERTIUS BPH	206,035,920	815,719,725	1,021,755,645	5.78%
8	HYPO ALPE-ADRIA-BANK	787,136,515	232,691,298	1,019,827,813	5.77%
9	PUBLIKUM	776,427,062	42,507,610	818,934,672	4.63%
10	PROBANKA	223,205,291	555,521,603	778,726,894	4.40%
11	BANK AUSTRIA CREDITANSTALT	691,251,373	68,028,217	759,279,590	4.29%
12	GBD GORENJSKA BORZNO POSREDNIŠKA DRUŽBA	374,073,333	338,821,003	712,894,336	4.03%
13	MEDVEŠEK PUŠNIK	432,634,694	148,052,267	580,686,961	3.28%
14	PFCI	290,997,734	233,161,111	524,158,845	2.96%
15	PERSPEKTIVA BPD	215,734,578	231,530,548	447,265,126	2.53%
16	RAIFFEISEN KREKOVA BANKA	280,244,889	89,318,208	369,563,097	2.09%
17	CELJSKA BORZNO-POSREDNIŠKA HIŠA	186,873,165	150,162,641	337,035,806	1.91%
18	BANKA KOPER	221,434,329	98,145,394	319,579,723	1.81%
19	DEŽELNA BANKA SLOVENIJE	207,621,034	71,115,604	278,736,638	1.58%
20	FACTOR BANKA	109,327,216	93,628,033	202,955,249	1.15%
21	KD BPD	124,122,098	68,804,610	192,926,708	1.09%
22	VERITAS BH	39,088,203	129,493,166	168,581,369	0.95%
23	PM&A BPD	51,105,591	98,376,187	149,481,778	0.85%
24	SKB BANKA	111,753,305	33,909,186	145,662,491	0.82%
25	MOJA DELNICA BPH	63,361,180	37,270,926	100,632,106	0.57%
26	B P H	37,980,061	43,326,103	81,306,164	0.46%
27	GORENJSKA BANKA	8,604,267	58,302,984	66,907,251	0.38%
	<b>TOTAL</b>	<b>10,786,243,216</b>	<b>6,898,999,507</b>	<b>17,685,242,723</b>	<b>100.00%</b>





## C5) TURNOVER IN YEARS 2004 AND 2005

### MONTHLY TURNOVER ON OFFICIAL MARKET

Year 2004 Month	Number of trading days	Turnover - block trades excluded (in SIT)		average	Number of bargains - block trades excluded	
		per month	average per day	per bargain	per month	average per day
July	22	7,858,139,663	357,188,167	1,129,205	6,959	316
August	22	7,508,596,950	341,299,861	1,028,857	7,298	332
September	22	13,111,555,551	595,979,798	1,238,107	10,590	481
October	21	8,195,340,222	390,254,296	1,221,544	6,709	319
November	21	9,394,171,498	447,341,500	1,241,302	7,568	360
December	22	13,476,755,668	612,579,803	1,229,295	10,963	498
<b>TOTAL</b>	<b>255</b>	<b>119,830,127,464</b>			<b>105,704</b>	
<b>AVERAGE 2004</b>	<b>21</b>	<b>9,985,843,955</b>	<b>469,922,068</b>	<b>1,133,639</b>	<b>8,809</b>	<b>415</b>
<b>Year 2005</b>						
January	21	10,476,127,149	498,863,198	1,303,812	8,035	383
February	19	7,593,237,194	399,644,063	1,235,476	6,146	323
March	22	7,992,835,379	363,310,699	1,264,489	6,321	287
April	20	5,453,070,288	272,653,514	1,110,831	4,909	245
May	21	3,885,618,131	185,029,435	879,099	4,420	210
June	20	5,236,177,647	261,808,882	1,113,843	4,701	235
July	21	5,393,121,608	256,815,315	1,303,316	4,138	197
<b>TOTAL</b>	<b>144</b>	<b>46,030,187,396</b>			<b>38,670</b>	
<b>AvERAGE 2005</b>	<b>21</b>	<b>6,575,741,057</b>	<b>319,654,079</b>	<b>1,190,333</b>	<b>5,524</b>	<b>269</b>

### MONTHLY TURNOVER ON FREE MARKET \*

Year 2004 Month	Number of trading days	Turnover - block trades excluded (in SIT)		average	Number of bargains - block trades excluded	
		per month	average per day	per bargain	per month	average per day
July	22	4,766,592,076	216,663,276	310,953	15,329	697
August	22	5,556,110,117	252,550,460	326,044	17,041	775
September	22	8,089,958,107	367,725,369	407,596	19,848	902
October	21	5,105,678,397	243,127,543	339,609	15,034	716
November	21	8,605,074,963	409,765,474	270,719	31,786	1,514
December	22	7,909,007,356	359,500,334	377,843	20,932	951
<b>TOTAL</b>	<b>255</b>	<b>80,290,768,185</b>			<b>246,056</b>	
<b>AVERAGE 2004</b>	<b>21</b>	<b>6,690,897,349</b>	<b>314,865,758</b>	<b>326,311</b>	<b>20,505</b>	<b>965</b>
<b>Year 2005</b>						
January	21	6,202,165,094	295,341,195	386,524	16,046	764
February	19	4,545,855,265	239,255,540	240,267	18,920	996
March	22	6,409,239,137	291,329,052	317,792	20,168	917
April	20	4,145,749,207	207,287,460	272,998	15,186	759
May	21	4,130,698,621	196,699,934	246,109	16,784	799
June	20	3,895,438,045	194,771,902	295,154	13,198	660
July	21	3,449,499,754	164,261,893	331,491	10,406	496
<b>TOTAL</b>	<b>144</b>	<b>32,778,645,123</b>			<b>110,708</b>	
<b>AVERAGE 2005</b>	<b>21</b>	<b>4,682,663,589</b>	<b>227,629,480</b>	<b>296,082</b>	<b>15,815</b>	<b>769</b>

\* Includes the turnover of shares, bonds, inv.funds and short-term securities.

MONTHLY TURNOVER ON ALL MARKETS

Year 2004 Month	Number of trading days	Turnover - block trades excluded (in SIT)		average	Number of bargains - block trades excluded	
		per month	average per day	per bargain	per month	average per day
June	22	12,624,731,739	573,851,443	566,436	22,288	1,013
July	22	13,064,707,067	593,850,321	536,781	24,339	1,106
August	22	21,201,513,658	963,705,166	696,548	30,438	1,384
September	21	13,301,018,619	633,381,839	611,738	21,743	1,035
October	21	17,999,246,461	857,106,974	457,368	39,354	1,874
November	22	21,385,763,024	972,080,137	670,505	31,895	1,450
December	255	200,120,895,649			351,760	
<b>TOTAL</b>	<b>21</b>	<b>16,676,741,304</b>	<b>784,787,826</b>	<b>568,913</b>	<b>29,313</b>	<b>1,379</b>
<b>AVERAGE 2004</b>						
<b>Year 2005</b>						
January	21	16,678,292,243	794,204,393	692,591	24,081	1,147
February	19	12,139,092,459	638,899,603	484,285	25,066	1,319
March	22	14,402,074,516	654,639,751	543,700	26,489	1,204
April	20	9,598,819,495	479,940,975	477,672	20,095	1,005
May	21	8,016,316,752	381,729,369	378,057	21,204	1,010
June	20	9,131,615,692	456,580,785	510,175	17,899	895
July	21	8,842,621,362	421,077,208	607,991	14,544	693
<b>TOTAL</b>	<b>144</b>	<b>78,808,832,519</b>			<b>149,378</b>	
<b>AVERAGE 2005</b>	<b>21</b>	<b>11,258,404,646</b>	<b>547,283,559</b>	<b>527,580</b>	<b>21,340</b>	<b>1,037</b>

TURNOVER BY SECURITIES ON ALL MARKETS OF LJUBLJANA STOCK EXCHANGE IN YEARS 1996 - 2005

Total turnover and number of bargains

Year	Number of trading days	Turnover - block trades excluded (in SIT)		average	Number of bargains - block trades excluded	
		per year	average per day	per bargain	per year	average per day
2005	144	78,808,832,519	547,283,559	527,580	149,378	1,037
2004	255	200,120,895,649	784,787,826	568,913	351,760	1,379
2003	249	163,945,275,779	658,414,762	481,368	340,582	1,368
2002	247	262,021,510,619	1,060,815,832	580,657	451,250	1,827
2001	247	151,205,155,533	612,166,622	474,525	318,645	1,290
2000	249	114,061,732,862	458,079,248	288,556	395,284	1,587
1999	254	135,196,321,286	532,268,981	303,154	445,966	1,756
1998	252	108,453,171,187	430,369,727	457,514	237,049	941
1997	249	79,416,728,827	318,942,686	566,647	140,152	563
1996	240	86,864,908,427	361,937,118	661,813	131,253	547

Average turnover and number of bargains

Year	Turnover (in SIT)	Turnover - block trades excluded (in SIT)		Number of bargains - block trades excluded	
	per month	per day	per bargain	per month	per day
2005	11,258,404,646	547,283,559	527,580	21,340	1,037
2004	16,676,741,304	784,787,826	568,913	29,313	1,379
2003	13,662,106,315	658,414,762	481,368	28,382	1,368
2002	21,835,125,885	1,060,815,832	580,657	37,604	1,827
2001	12,600,429,628	612,166,622	474,525	26,554	1,290
2000	9,505,144,405	458,079,248	288,556	32,940	1,587
1999	11,266,360,107	532,268,981	303,154	37,164	1,756
1998	9,037,764,266	430,369,727	457,514	19,754	941
1997	6,618,060,736	318,942,686	566,647	11,679	563
1996	7,238,742,369	361,937,118	661,813	10,938	547

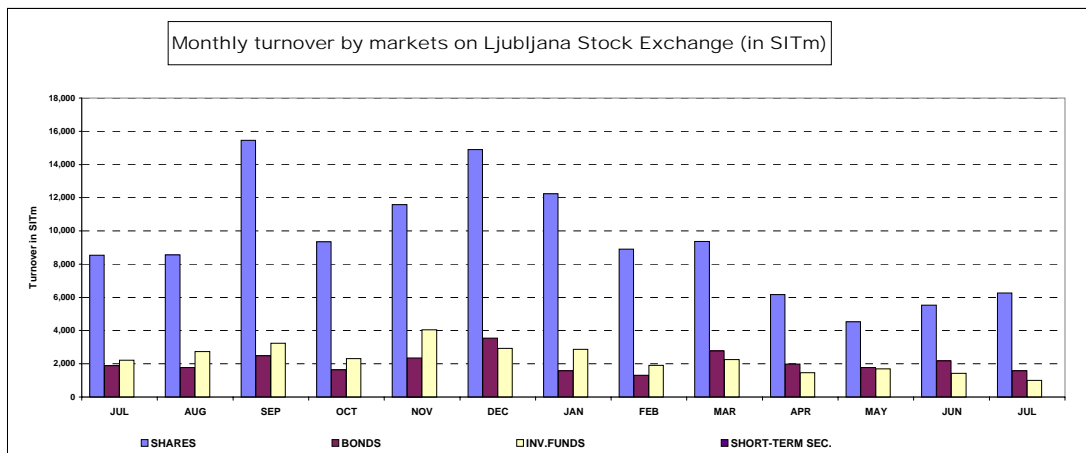
## STRUCTURE OF TURNOVER

MONTHLY TURNOVER (BLOCK TRADES EXCLUDED) BY MARKETS ON LJUBLJANA STOCK EXCHANGE (in SIT)

YEAR 2004	OFFICIAL MARKET		FREE MARKET		INVESTMENT FUNDS	SHORT-TERM SECURITIES	TOTAL
	SHARES	BONDS	SHARES	BONDS			
July	6,940,389,790	917,749,873	1,590,476,244	964,613,980	2,211,501,853	0	12,624,731,740
August	6,863,993,717	644,603,233	1,692,432,410	1,119,150,785	2,744,526,922	0	13,064,707,067
September	12,266,719,675	844,835,876	3,198,041,073	1,645,981,451	3,245,935,584	0	21,201,513,659
October	7,438,428,137	756,912,085	1,913,548,126	881,055,156	2,311,075,116	0	13,301,018,620
November	8,318,029,039	1,076,142,458	3,263,802,501	1,284,667,880	4,056,604,582	0	17,999,246,460
December	11,658,171,511	1,818,584,157	3,243,110,522	1,735,984,292	2,929,912,542	0	21,385,763,024
<b>TOTAL 2004</b>	<b>106,074,169,180</b>	<b>13,755,958,285</b>	<b>29,883,616,471</b>	<b>14,107,073,022</b>	<b>36,300,078,691</b>	<b>0</b>	<b>200,120,895,649</b>
<b>Year 2005</b>							
January	9,821,149,025	654,978,123	2,411,623,773	917,577,327	2,872,963,995	0	16,678,292,243
February	6,996,703,902	596,533,292	1,913,937,981	717,291,796	1,914,625,487	0	12,139,092,458
March	7,243,251,790	749,583,590	2,118,109,883	2,030,835,109	2,260,294,144	0	14,402,074,516
April	4,713,076,306	739,993,982	1,446,988,930	1,242,339,054	1,456,421,222	0	9,598,819,494
May	3,125,319,635	760,298,496	1,408,085,670	1,017,114,811	1,705,498,140	0	8,016,316,752
June	4,083,415,595	1,152,762,052	1,449,428,128	1,024,117,993	1,421,891,924	0	9,131,615,692
July	4,640,046,854	753,074,754	1,613,873,549	833,740,931	1,001,885,275	0	8,842,621,363
<b>Total 2005</b>	<b>40,622,963,107</b>	<b>5,407,224,289</b>	<b>12,362,047,914</b>	<b>7,783,017,021</b>	<b>12,633,580,187</b>	<b>0</b>	<b>78,808,832,518</b>

MONTHLY TURNOVER (BLOCK TRADES EXCLUDED) BY SECURITIES ON LJUBLJANA STOCK EXCHANGE (in SIT)

YEAR 2004	SHARES	BONDS	INVESTMENT FUNDS	SHORT-TERM SECURITIES	TOTAL
July	8,530,866,034	1,882,363,853	2,211,501,853	0	12,624,731,740
August	8,556,426,127	1,763,754,018	2,744,526,922	0	13,064,707,067
September	15,464,760,748	2,490,817,327	3,245,935,584	0	21,201,513,659
October	9,351,976,263	1,637,967,241	2,311,075,116	0	13,301,018,620
November	11,581,831,540	2,360,810,338	4,056,604,582	0	17,999,246,460
December	14,901,282,033	3,554,568,449	2,929,912,542	0	21,385,763,024
<b>TOTAL 2004</b>	<b>135,957,785,651</b>	<b>27,863,031,307</b>	<b>36,300,078,691</b>	<b>0</b>	<b>200,120,895,649</b>
<b>Year 2005</b>					
January	12,232,772,798	1,572,555,450	2,872,963,995	0	16,678,292,243 SIT
February	8,910,641,883	1,313,825,088	1,914,625,487	0	12,139,092,458 SIT
March	9,361,361,673	2,780,418,699	2,260,294,144	0	14,402,074,516 SIT
April	6,160,065,236	1,982,333,036	1,456,421,222	0	9,598,819,494 SIT
May	4,533,405,305	1,777,413,307	1,705,498,140	0	8,016,316,752 SIT
June	5,532,843,723	2,176,880,045	1,421,891,924	0	9,131,615,692 SIT
July	6,253,920,403	1,586,815,685	1,001,885,275	0	8,842,621,363 SIT
<b>Total 2005</b>	<b>52,985,011,021</b>	<b>13,190,241,310</b>	<b>12,633,580,187</b>	<b>0</b>	<b>78,808,832,518 SIT</b>



## D) MARKET CAPITALISATION

### MARKET CAPITALISATION - OFFICIAL MARKET (in SIT)

	31 Jul 2004	31 Dec 2004	30 Jun 2005	31 Jul 2005	Index 31 Jul 2005 / 30 Jun 2005	Index 31 Jul 2005 / 31 Dec 2004	Index 31 Jul 2005 / 31 Jul 2004	Share
<b>SHARES</b>	<b>1,158,240,155,614</b>	<b>1,232,947,810,739</b>	<b>1,051,673,602,250</b>	<b>1,089,342,807,835</b>	<b>104</b>	<b>88</b>	<b>94</b>	<b>50.74%</b>
Banks	2,380,000,000	2,560,000,000	2,455,727,000	2,455,727,000	100	96	103	0.23%
Companies	1,155,860,155,614	1,230,387,810,739	1,049,217,875,250	1,086,887,080,835	104	88	94	99.77%
<b>BONDS</b>	<b>807,216,106,015</b>	<b>891,837,016,901</b>	<b>1,089,186,337,779</b>	<b>1,057,648,609,985</b>	<b>97</b>	<b>119</b>	<b>131</b>	<b>49.26%</b>
State	688,340,549,404	757,866,753,249	943,053,757,210	913,407,979,591	97	121	133	86.36%
Banks	101,207,171,916	116,709,266,668	133,003,806,075	131,111,554,490	99	112	130	12.40%
Companies	17,668,384,695	17,260,996,984	13,128,774,494	13,129,075,903	100	76	74	1.24%
<b>TOTAL</b>	<b>1,965,456,261,630</b>	<b>2,124,784,827,640</b>	<b>2,140,859,940,030</b>	<b>2,146,991,417,820</b>	<b>100</b>	<b>101</b>	<b>109</b>	<b>100.00%</b>

### MARKET CAPITALISATION - FREE MARKET (in SIT)

	31 Jul 2004	31 Dec 2004	30 Jun 2005	31 Jul 2005	Index 31 Jul 2005 / 30 Jun 2005	Index 31 Jul 2005 / 31 Dec 2004	Index 31 Jul 2005 / 31 Jul 2004	Share
<b>SHARES</b>	<b>422,995,145,995</b>	<b>472,880,948,071</b>	<b>436,995,956,702</b>	<b>439,763,779,845</b>	<b>101</b>	<b>93</b>	<b>104</b>	<b>51.34%</b>
Companies	422,995,145,995	472,880,948,071	436,995,956,702	439,763,779,845	101	93	104	100.00%
<b>BONDS</b>	<b>180,277,706,672</b>	<b>214,735,283,245</b>	<b>282,456,748,561</b>	<b>248,932,559,595</b>	<b>88</b>	<b>116</b>	<b>138</b>	<b>29.06%</b>
State	136,609,740,366	137,373,342,977	182,749,716,052	141,370,817,202	77	103	103	56.79%
Banks	32,591,735,852	50,774,141,280	61,473,819,656	64,313,615,706	105	127	197	25.84%
Companies	3,882,593,454	19,395,514,987	30,420,864,502	35,435,598,982	116	183	913	14.24%
Insurance companies	7,193,637,000	7,192,284,000	7,812,348,351	7,812,527,706	100	-	-	3.14%
<b>CLOSED-END FUNDS</b>	<b>214,859,607,697</b>	<b>237,376,322,682</b>	<b>164,240,040,658</b>	<b>167,834,472,713</b>	<b>102</b>	<b>71</b>	<b>78</b>	<b>19.59%</b>
<b>AUTH. CLOSED-END FUNDS</b>	<b>4,861,589,609</b>	<b>-</b>	<b>-</b>	<b>-</b>	<b>-</b>	<b>-</b>	<b>-</b>	<b>-</b>
<b>TOTAL *</b>	<b>822,994,049,973</b>	<b>924,992,553,998</b>	<b>883,692,745,921</b>	<b>856,530,812,153</b>	<b>97</b>	<b>93</b>	<b>104</b>	<b>100.00%</b>

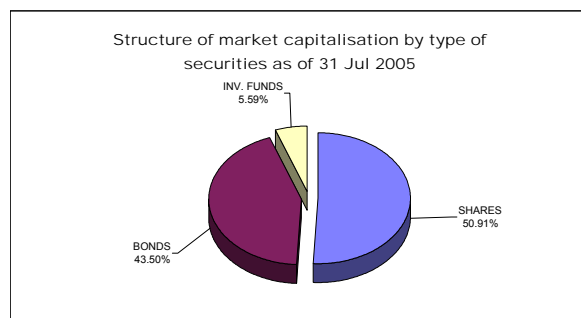
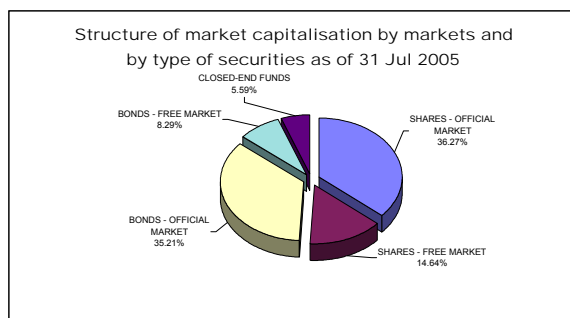
<b>TOTAL SHARES</b>	<b>1,581,235,301,610</b>	<b>1,705,828,758,811</b>	<b>1,488,669,558,952</b>	<b>1,529,106,587,681</b>	<b>103</b>	<b>90</b>	<b>97</b>	<b>50.91%</b>
<b>TOTAL BONDS</b>	<b>987,493,812,687</b>	<b>1,106,572,300,145</b>	<b>1,371,643,086,341</b>	<b>1,306,581,169,579</b>	<b>95</b>	<b>118</b>	<b>132</b>	<b>43.50%</b>
<b>INVESTMENT FUNDS</b>	<b>219,721,197,306</b>	<b>237,376,322,682</b>	<b>164,240,040,658</b>	<b>167,834,472,713</b>	<b>102</b>	<b>71</b>	<b>76</b>	<b>5.59%</b>
<b>TOTAL CAPITALISATION ON LJSE *</b>	<b>2,788,450,311,602</b>	<b>3,049,777,381,638</b>	<b>3,024,552,685,951</b>	<b>3,003,522,229,973</b>	<b>99</b>	<b>98</b>	<b>108</b>	<b>100.00%</b>

\* Investment funds are included in market capitalisation

On 31 July 2005, the total market capitalisation of all shares traded, without investment funds, on the Ljubljana Stock Exchange (SIT 1,529.1 billion) corresponded to 24.7 % of GDP in 2004 - SIT 6,191 billion (at current prices; as reported by the Statistical Office of the Republic of Slovenia).

#### EXCHANGE RATES:

1USD= 198.9067 SIT as of 31 Jul 2004	1USD=176.2427 SIT as of 31 Dec 2004	1USD=198.6312 SIT as of 30 Jun 2005	1USD=198.6312 SIT as of 31 Jul 2005
1EUR=239.8019 SIT as of 31 Jul 2004	1EUR=239.7430 SIT as of 31 Dec 2004	1EUR=239.5691 SIT as of 30 Jun 2005	1EUR=239.5691 SIT as of 31 Jul 2005



## D1) MARKET CAPITALISATION OF SHARES - OFFICIAL MARKET

Issue	Number of shares traded	Number of issued shares	Share of traded shares	Price as of 29 Jul 2005	Market capitalisation as of 31 Jul 2005 (in SIT)	Market capitalisation as of 31 Jul 2005 (in EUR)	Market capitalisation as of 31 Jul 2005 (in USD)
<b>Common shares</b>	-	-	-	-	<b>1,086,887,080,835</b>	<b>4,536,688,303</b>	<b>5,485,308,902</b>
1 KRKA	3,542,612	3,542,612	100.00%	80,361 SIT	284,688,055,489	1,188,293,608	1,436,765,560
2 PETROL	2,086,301	2,086,301	100.00%	64,293 SIT	134,133,673,947	559,876,624	676,946,712
3 MERCATOR	3,208,504	3,208,504	100.00%	37,332 SIT	119,779,325,882	499,961,290	604,503,093
4 SAVA	2,006,987	2,006,987	100.00%	43,048 SIT	86,397,579,171	360,625,215	436,031,873
5 GORENJE	12,200,000	12,200,000	100.00%	5,613 SIT	68,481,406,000	285,842,751	345,612,412
6 PIVOVARNA LAŠKO	8,576,801	8,576,801	100.00%	7,285 SIT	62,481,566,445	260,799,302	315,332,382
7 LUKA KOPER	7,140,000	7,140,000	100.00%	7,302 SIT	52,132,781,400	217,603,267	263,104,066
8 INTEREUROPA	7,902,413	7,902,413	100.00%	6,006 SIT	47,459,995,899	198,098,967	239,521,421
9 MERKUR	1,214,585	1,214,585	100.00%	36,200 SIT	43,967,527,604	183,521,335	221,895,609
10 ISTRABENZ	5,180,000	5,180,000	100.00%	8,406 SIT	43,541,992,200	181,745,142	219,748,014
11 AERODROM	1,936,229	1,936,229	100.00%	11,200 SIT	21,685,764,800	90,516,814	109,443,861
12 TERME ČATEŽ	597,916	597,916	100.00%	36,000 SIT	21,524,976,000	89,845,678	108,632,391
13 PIVOVARNA UNION	451,114	451,114	100.00%	46,600 SIT	21,021,912,400	87,745,881	106,093,526
14 DELO	667,464	667,464	100.00%	30,500 SIT	20,357,652,000	84,973,245	102,741,133
15 SALUS	134,980	134,980	100.00%	127,000 SIT	17,142,460,000	71,552,969	86,514,680
16 ETOL	254,619	254,619	100.00%	52,500 SIT	13,367,497,500	55,796,201	67,463,175
17 ŽITO	353,715	353,715	100.00%	31,893 SIT	11,281,064,329	47,087,387	56,933,350
18 COMET	1,700,688	1,700,688	100.00%	2,350 SIT	3,996,616,800	16,681,958	20,170,152
19 KOMPAS MTS	2,973,005	2,973,005	100.00%	1,300 SIT	3,864,401,089	16,130,087	19,502,885
20 MLINOTEST	2,389,177	2,389,177	100.00%	1,500 SIT	3,583,765,500	14,958,709	18,086,571
21 DELO PRODAJA	593,549	593,549	100.00%	5,099 SIT	3,026,506,351	12,632,698	15,274,192
22 EMONA OBALA KOPER	1,741,456	1,741,456	100.00%	830 SIT	1,445,408,480	6,033,164	7,294,697
23 GEODETSKI ZAVOD SLOVENIJE	379,820	379,820	100.00%	2,300 SIT	873,586,000	3,646,365	4,408,820
24 NIKA	186,695	186,695	100.00%	3,490 SIT	651,565,550	2,719,648	3,288,325
<b>Preferred shares</b>	-	-	-	-	<b>2,455,727,000</b>	<b>10,250,253</b>	<b>12,393,579</b>
1 PROBANKA	396,085	400,000	99.02%	6,200 SIT	2,455,727,000	10,250,253	12,393,579
<b>TOTAL SHARES</b>	-	-	-	-	<b>1,089,342,807,835</b>	<b>4,546,938,556</b>	<b>5,497,702,481</b>

EXCHANGE RATES	1 USD=	198.1451	SIT as of 31 Jul 2005
	1 EUR=	239.5772	SIT as of 31 Jul 2005

## MARKET CAPITALISATION OF SHARES - FREE MARKET

Issue	Number of shares traded	Number of issued shares	Share of traded shares	Price as of 29 Jul 2005	Market capitalisation as of 31 Jul 2005 (in SIT)	Market capitalisation as of 31 Jul 2005 (in EUR)	Market capitalisation as of 31 Jul 2005 (in USD)
<b>Common shares</b>	-	-	-	-	<b>436,483,295,091</b>	<b>1,821,889,959</b>	<b>2,202,846,778</b>
1 HELIOS, DOMŽALE	219,861	219,861	100.00%	211,100 SIT	46,412,593,340	193,727,088	234,235,383
2 ZVON ENA HOLDING	12,431,743	12,431,743	100.00%	2,014 SIT	25,036,411,545	104,502,480	126,353,927
3 NFD HOLDING	31,859,997	31,859,997	100.00%	764 SIT	24,327,337,909	101,542,793	122,775,370
4 KD GROUP	186,436	186,436	100.00%	115,000 SIT	21,440,140,000	89,491,571	108,204,240
5 LESNINA	76,495	76,495	100.00%	277,000 SIT	21,189,115,000	88,443,788	106,937,366
6 CINKARNA CELJE	812,477	814,626	99.74%	25,449 SIT	20,676,727,173	86,305,071	104,351,443
7 JUTEKS	641,432	641,432	100.00%	26,509 SIT	17,003,400,172	70,972,531	85,812,872
8 KD HOLDING	1,373,534	1,373,534	100.00%	12,001 SIT	16,483,836,475	68,803,861	83,190,735
9 AKTIVA INVEST	815,773	815,773	100.00%	19,951 SIT	16,275,658,435	67,934,922	82,140,101
10 INFOND HOLDING	16,833,414	16,833,414	100.00%	932 SIT	15,689,078,516	65,486,526	79,179,745
11 ISKRA AVTOELEKTRIKA	1,608,313	1,608,313	100.00%	9,100 SIT	14,635,648,300	61,089,487	73,863,287
12 AKTIVA NALOŽBE	13,591,508	13,591,508	100.00%	950 SIT	12,911,932,600	53,894,664	65,164,027
13 BELINKA	2,702,532	2,702,532	100.00%	4,522 SIT	12,220,903,755	51,010,295	61,676,538
14 DZS	1,429,368	1,686,384	84.76%	5,200 SIT	7,432,713,600	31,024,294	37,511,468
15 TRIGLAV, FINANČNA DRUŽBA	6,356,989	6,356,989	100.00%	1,150 SIT	7,310,537,350	30,514,328	36,894,868
16 VIPA HOLDING	7,347,565	7,347,565	100.00%	920 SIT	6,759,759,800	28,215,372	34,115,200
17 GRAND HOTEL UNION	1,814,613	1,814,613	100.00%	3,440 SIT	6,242,268,720	26,055,354	31,503,523
18 ZVON DVA HOLDING	14,120,934	14,120,934	100.00%	426 SIT	6,015,517,884	25,108,891	30,359,155
19 ARKADA HOLDING	6,640,325	6,640,325	100.00%	900 SIT	5,976,292,500	24,945,164	30,161,192
20 CETIS	200,000	200,000	100.00%	27,749 SIT	5,549,834,000	23,165,118	28,008,939
21 MAKSIMA HOLDING	6,399,850	6,399,850	100.00%	804 SIT	5,146,567,375	21,481,875	25,973,730
22 TRIGLAV NALOŽBE	13,182,366	13,182,366	100.00%	380 SIT	5,009,299,080	20,908,914	25,280,964
23 KS2 NALOŽBE	10,911,340	10,911,340	100.00%	400 SIT	4,364,536,000	18,217,660	22,026,969
24 ETRA 33	45,423	45,423	100.00%	90,000 SIT	4,088,070,000	17,063,686	20,631,699
25 ZLATA MONETA II	8,232,861	8,232,861	100.00%	462 SIT	3,803,581,782	15,876,226	19,195,942
26 GORENJSKI TISK	1,070,328	1,070,328	100.00%	3,500 SIT	3,746,148,000	15,636,496	18,906,084
27 FRUCTAL	2,504,151	2,505,613	99.94%	1,460 SIT	3,656,060,460	15,260,469	18,451,430
28 MEDALJON	1,734,000	1,734,000	100.00%	2,101 SIT	3,643,480,800	15,207,961	18,387,943
29 HOTELI PALACE	2,346,102	2,346,102	100.00%	1,500 SIT	3,519,153,000	14,689,015	17,760,465
30 SWATY	288,940	288,940	100.00%	12,000 SIT	3,467,280,000	14,472,496	17,498,692
31 SLOVENIJALES	273,377	273,604	99.92%	12,251 SIT	3,349,141,627	13,979,384	16,902,470
32 TOSAMA	295,670	295,670	100.00%	11,000 SIT	3,252,370,000	13,575,457	16,414,082
33 TOVARNA SLADKORJA ORMOŽ	497,163	497,163	100.00%	6,500 SIT	3,231,559,500	13,488,594	16,309,056
34 MIP	1,478,742	1,478,742	100.00%	2,050 SIT	3,031,421,100	12,653,212	15,298,996
35 MAKSIMA INVEST	7,451,949	7,451,949	100.00%	405 SIT	3,016,623,475	12,591,446	15,224,315
36 MARINA PORTOROŽ	313,932	313,932	100.00%	9,600 SIT	3,013,747,200	12,579,441	15,209,799
37 MITOL, SEŽANA	687,627	687,627	100.00%	4,350 SIT	2,991,177,450	12,485,234	15,095,894
38 HRAM HOLDING	4,346,667	4,346,667	100.00%	670 SIT	2,912,266,890	12,155,860	14,697,648
39 JATA EMONA	3,197,534	3,197,534	100.00%	860 SIT	2,750,358,870	11,480,053	13,880,529
40 LIV POSTOJNA	161,600	161,600	100.00%	17,000 SIT	2,747,200,000	11,466,867	13,864,587
41 SATURNUS EMBALAŽA	84,064	84,064	100.00%	32,200 SIT	2,706,860,800	11,298,491	13,661,003
42 POM-INVEST	2,241,983	2,241,983	100.00%	1,098 SIT	2,461,831,853	10,275,735	12,424,389
43 LIP BLEĐ	1,942,454	1,942,454	100.00%	1,201 SIT	2,332,887,254	9,737,518	11,773,631
44 INFOND HOLDING 1	3,777,004	3,777,004	100.00%	599 SIT	2,261,783,305	9,440,729	11,414,783
45 NAMA	953,795	953,795	100.00%	2,220 SIT	2,117,424,900	8,838,174	10,686,234
46 INTERTRADE ITS	1,260,000	1,260,000	100.00%	1,500 SIT	1,890,000,000	7,888,898	9,538,464
47 MELAMIN	349,913	349,913	100.00%	5,200 SIT	1,819,547,600	7,594,828	9,182,905
48 MEDVEŠEK PUŠNIK	80,000	80,000	100.00%	22,500 SIT	1,800,000,000	7,513,236	9,084,252
49 MODRA LINIJA HOLDING	1,882,991	1,882,991	100.00%	925 SIT	1,741,766,675	7,270,169	8,790,360
50 COLOR	950,391	950,391	100.00%	1,805 SIT	1,715,541,290	7,160,703	8,658,005
51 PLAMA - PUR	686,798	686,798	100.00%	2,344 SIT	1,609,600,397	6,718,504	8,123,342
52 VIZIJA HOLDING	2,277,503	2,277,503	100.00%	700 SIT	1,594,252,100	6,654,440	8,045,882
53 VIZIJA HOLDING ENA	2,129,725	2,129,725	100.00%	600 SIT	1,277,835,000	5,333,709	6,448,986
54 CERTIUS INVEST	3,091,062	3,091,062	100.00%	400 SIT	1,236,672,085	5,161,894	6,241,245
55 MERCATA	2,891,874	2,891,874	100.00%	410 SIT	1,185,668,340	4,949,003	5,983,839
56 NIKO	35,875	35,875	100.00%	32,000 SIT	1,148,000,000	4,791,775	5,793,734
57 RTC KRVAVEC	1,155,734	1,155,734	100.00%	990 SIT	1,144,176,660	4,775,816	5,774,438
58 GOZDNO GOSPODARSTVO BLEĐ	611,900	611,900	100.00%	1,850 SIT	1,132,015,000	4,725,053	5,713,061

Issue	Number of shares traded	Number of issued shares	Share of traded shares	Price as of 29 Jul 2005	Market capitalisation as of 31 Jul 2005 (in SIT)	Market capitalisation as of 31 Jul 2005 (in EUR)	Market capitalisation as of 31 Jul 2005 (in USD)
59 ALPETOUR POTOVALNA AGENCIJA	374,340	385,831	97.02%	3,000 SIT	1,123,020,000	4,687,508	5,667,665
60 KEMA PUCONCI	217,346	217,346	100.00%	5,000 SIT	1,086,730,000	4,536,033	5,484,516
61 GORIŠKE OPEKARNE	523,634	523,634	100.00%	2,000 SIT	1,047,268,000	4,371,317	5,285,359
62 M1	2,681,638	2,681,638	100.00%	390 SIT	1,045,838,820	4,365,352	5,278,146
63 TERME DOBRNA	692,542	692,542	100.00%	1,500 SIT	1,038,813,000	4,336,026	5,242,688
64 AKTIVA AVANT	2,951,872	2,951,872	100.00%	350 SIT	1,033,745,574	4,314,875	5,217,114
65 GEA	1,254,960	1,254,960	100.00%	820 SIT	1,029,067,200	4,295,347	5,193,503
66 FINIRA	2,179,206	2,179,206	100.00%	400 SIT	871,682,400	3,638,420	4,399,212
67 VELANA	1,409,645	1,409,645	100.00%	601 SIT	847,337,610	3,536,804	4,276,349
68 DANA	404,231	404,231	100.00%	2,000 SIT	808,462,000	3,374,536	4,080,151
69 UNIT-AS LJUBLJANA	173,377	173,377	100.00%	4,600 SIT	797,534,200	3,328,924	4,025,001
70 IMP KLIMAT	353,900	353,900	100.00%	2,200 SIT	778,580,000	3,249,808	3,929,343
71 HIDROTEHNIK	384,472	384,472	100.00%	2,000 SIT	768,944,000	3,209,588	3,880,712
72 JADRAN	165,302	165,302	100.00%	4,610 SIT	762,042,220	3,180,779	3,845,880
73 TRDNJAVA HOLDING	2,593,123	2,593,123	100.00%	281 SIT	728,667,563	3,041,473	3,677,444
74 INTERTRADE ITA	69,531	69,531	100.00%	9,702 SIT	674,589,762	2,815,751	3,404,524
75 JAVOR PIVKA	1,194,700	1,194,700	100.00%	560 SIT	669,032,000	2,792,553	3,376,475
76 IMP ČRPALKE LJUBLJANA	333,034	333,034	100.00%	2,000 SIT	666,068,000	2,780,181	3,361,516
77 KOŠAKI TMI	43,236	43,236	100.00%	15,000 SIT	648,540,000	2,707,019	3,273,056
78 POM-NALOŽBE	2,296,500	2,296,500	100.00%	270 SIT	620,055,000	2,588,122	3,129,298
79 TEKSTINA	1,503,057	1,503,057	100.00%	410 SIT	616,253,370	2,572,254	3,110,112
80 INTARA	101,000	101,000	100.00%	6,000 SIT	606,000,000	2,529,456	3,058,365
81 FOND INVEST	595,241	595,241	100.00%	1,010 SIT	601,193,410	2,509,393	3,034,107
82 KRONA HOLDING	1,287,121	1,287,121	100.00%	450 SIT	579,204,450	2,417,611	2,923,133
83 ŽITO INTES	2,518,194	2,518,194	100.00%	230 SIT	579,184,620	2,417,528	2,923,033
84 ŽELEZARNA RAVNE - MONTER DRAVOGRAD	336,225	336,225	100.00%	1,500 SIT	504,337,500	2,105,115	2,545,294
85 GRADIS, GP LJUBLJANA	304,750	304,750	100.00%	1,530 SIT	466,267,500	1,946,210	2,353,162
86 ELMO	708,000	708,000	100.00%	650 SIT	460,200,000	1,920,884	2,322,540
87 LESNINA EMMI	689,490	689,490	100.00%	600 SIT	413,694,000	1,726,767	2,087,834
88 AGROKOMBINAT MARIBOR	453,956	499,291	90.92%	900 SIT	408,560,400	1,705,339	2,061,925
89 INLES	693,595	712,410	97.36%	490 SIT	339,930,910	1,418,878	1,715,566
90 UNITAS, LJUBLJANA	173,377	173,377	100.00%	1,750 SIT	303,409,750	1,266,438	1,531,250
91 GEA COLLEGE	248,200	248,200	100.00%	1,214 SIT	301,314,800	1,257,694	1,520,678
92 KLASJE CELJE	820,343	820,343	100.00%	350 SIT	287,120,050	1,198,445	1,449,039
93 TRDNJAVA I HOLDING	891,750	891,750	100.00%	311 SIT	277,334,250	1,157,599	1,399,652
94 MK TISKARNA	103,954	103,954	100.00%	2,600 SIT	270,280,400	1,128,156	1,364,053
95 CREINA	48,594	48,594	100.00%	4,860 SIT	236,166,840	985,765	1,191,888
96 LIZ INŽENIRING	123,846	123,846	100.00%	1,433 SIT	177,409,395	740,510	895,351
97 CAPITA	315,963	315,963	100.00%	550 SIT	173,779,650	725,360	877,032
98 METALKA TRGOVINA	1,152,048	1,152,048	100.00%	100 SIT	115,320,005	481,348	581,998
99 ZDRAVILIŠČE ROGAŠKA	898,110	961,898	93.37%	70 SIT	62,867,700	262,411	317,281
100 SIJAJ HRASTNIK	26,880	26,880	100.00%	2,100 SIT	56,448,000	235,615	284,882
101 JELEN GOSTINSKO PODJETJE	67,798	67,798	100.00%	800 SIT	54,238,400	226,392	273,731
102 AVTOPREVOZNIŠTVO IN SERVISI	308,696	308,696	100.00%	100 SIT	30,869,600	128,850	155,793
103 EGOLES - V LIKVIDACIJI	51,399	51,399	100.00%	200 SIT	10,279,800	42,908	51,880
<b>Preferred shares</b>	-	-	-	-	<b>3,280,484,754</b>	<b>13,692,809</b>	<b>16,555,972</b>
1 PRVA POKOJNINSKA DRUŽBA	170,000	170,000	100.00%	10,000 SIT	1,700,000,000	7,095,834	8,579,571
2 KD HOLDING	266,413	266,413	100.00%	5,901 SIT	1,572,129,754	6,562,101	7,934,235
3 ZDRAVILIŠČE ROGAŠKA	27,850	30,000	92.83%	300 SIT	8,355,000	34,874	42,166
<b>TOTAL SHARES</b>					<b>439,763,779,845</b>	<b>1,835,582,768</b>	<b>2,219,402,750</b>

EXCHANGE RATES	1 USD=	198.1451 SIT as of 31 Jul 2005
	1 EUR=	239.5772 SIT as of 31 Jul 2005

D2) MARKET CAPITALISATION OF BONDS - OFFICIAL MARKET

Issue	Number of issued bonds	Price as of 29 Jul 2005	Principal amt. as of 30 Jun 2005	Currency of denomination	Market capitalisation as of 31 Jul 2005 (in SIT)	Market capitalisation as of 31 Jul 2005 (in EUR)	Market capitalisation as of 31 Jul 2005 (in USD)	
1	REPUBLIKA SLOVENIJA 59 <sup>th</sup> issue	13,832,500	101.85	10,000.00	SIT	140,884,012,500	588,052,672	711,014,365
2	REPUBLIKA SLOVENIJA 57 <sup>th</sup> issue	9,000,000	107.80	10,000.00	SIT	97,020,000,000	404,963,411	489,641,177
3	REPUBLIKA SLOVENIJA 60 <sup>th</sup> issue	8,200,000	99.30	10,000.00	SIT	81,426,000,000	339,873,744	410,941,275
4	REPUBLIKA SLOVENIJA 58 <sup>th</sup> issue	7,491,000	99.50	10,000.00	SIT	74,535,450,000	311,112,451	376,166,002
5	REPUBLIKA SLOVENIJA 56 <sup>th</sup> issue	5,000,000	103.10	10,000.00	SIT	51,550,000,000	215,170,726	260,162,881
6	REPUBLIKA SLOVENIJA 51 <sup>st</sup> issue	4,447,050	103.95	10,000.00	SIT	46,227,084,750	192,952,772	233,299,157
7	REPUBLIKA SLOVENIJA 33 <sup>rd</sup> issue	248,716	149.20	511.29	EUR	45,454,890,728	189,729,618	229,402,043
8	REPUBLIKA SLOVENIJA 52 <sup>nd</sup> issue	4,000,000	107.00	10,000.00	SIT	42,800,000,000	178,648,052	216,003,323
9	REPUBLIKA SLOVENIJA 55 <sup>th</sup> issue	4,000,000	101.80	10,000.00	SIT	40,720,000,000	169,966,090	205,505,965
10	REPUBLIKA SLOVENIJA 54 <sup>th</sup> issue	3,000,000	113.67	10,000.00	SIT	34,101,000,000	142,338,253	172,101,152
11	REPUBLIKA SLOVENIJA 38 <sup>th</sup> issue	1,000,000	117.00	100.00	EUR	28,030,228,200	116,998,730	141,463,141
12	REPUBLIKA SLOVENIJA 53 <sup>rd</sup> issue	1,000,000	108.51	100.00	EUR	25,996,239,846	108,508,822	131,197,995
13	REPUBLIKA SLOVENIJA 10 <sup>th</sup> issue	5,218,961	98.00	3,461.14	SIT	17,778,875,697	74,209,381	89,726,547
14	REPUBLIKA SLOVENIJA 27 <sup>th</sup> issue	1,700,000	104.00	10,000.00	SIT	17,680,000,000	73,796,672	89,227,541
15	REPUBLIKA SLOVENIJA 39 <sup>th</sup> issue	20,815,498	98.94	800.00	SIT	16,475,882,977	68,770,663	83,150,595
16	REPUBLIKA SLOVENIJA 43 <sup>rd</sup> issue	1,560,000	100.15	10,000.00	SIT	15,623,400,000	65,212,382	78,848,278
17	REPUBLIKA SLOVENIJA 50 <sup>th</sup> issue	612,818	103.20	100.00	EUR	15,151,372,729	63,242,131	76,466,048
18	REPUBLIKA SLOVENIJA 48 <sup>th</sup> issue	600,000	105.00	100.00	EUR	15,093,199,800	62,999,316	76,172,460
19	REPUBLIKA SLOVENIJA 29 <sup>th</sup> issue	550,000	107.22	100.00	EUR	14,127,953,737	58,970,360	71,301,050
20	NLB 13 <sup>th</sup> issue	117,335	120.00	100,000.00	SIT	14,080,200,000	58,771,035	71,060,046
21	REPUBLIKA SLOVENIJA 18 <sup>th</sup> issue	500,000	109.00	100.00	EUR	13,056,815,700	54,499,409	65,895,224
22	REPUBLIKA SLOVENIJA 26 <sup>th</sup> issue	500,000	106.10	100.00	EUR	12,709,432,530	53,049,424	64,142,048
23	REPUBLIKA SLOVENIJA 45 <sup>th</sup> issue	1,211,249	100.00	10,000.00	SIT	12,112,490,000	50,557,774	61,129,395
24	NLB 10 <sup>th</sup> issue	108,243	105.50	100,000.00	SIT	11,419,636,500	47,665,790	57,632,697
25	NLB 9 <sup>th</sup> issue	108,474	103.00	100,000.00	SIT	11,172,822,000	46,635,581	56,387,072
26	REPUBLIKA SLOVENIJA 23 <sup>rd</sup> issue	400,000	110.25	100.00	EUR	10,565,239,860	44,099,521	53,320,722
27	NLB 17 <sup>th</sup> issue	101,694		100,000.00	SIT	10,169,400,000	42,447,278	51,322,995
28	BTC HIPOTEKARNE	400,000	105.00	100.00	EUR	10,062,133,200	41,999,544	50,781,640
29	REPUBLIKA SLOVENIJA 22 <sup>nd</sup> issue	800,000	103.20	10,000.00	SIT	8,256,000,000	34,460,708	41,666,435
30	REPUBLIKA SLOVENIJA 25 <sup>th</sup> issue	800,000	102.99	10,000.00	SIT	8,239,200,000	34,390,585	41,581,649
31	NLB 12 <sup>th</sup> issue	80,000	102.10	100,000.00	SIT	8,168,000,000	34,093,395	41,222,316
32	NLB 16 <sup>th</sup> issue	77,557	101.00	100,000.00	SIT	7,833,257,000	32,696,171	39,532,933
33	REPUBLIKA SLOVENIJA 49 <sup>th</sup> issue	78,392	106.20	380.00	EUR	7,579,152,223	31,635,532	38,250,516
34	NOVA KBM 7 <sup>th</sup> issue	70,000	101.70	100,000.00	SIT	7,119,000,000	29,714,848	35,928,216
35	NOVA KBM 8 <sup>th</sup> issue	70,000		100,000.00	SIT	7,000,000,000	29,218,139	35,327,646
36	NLB 11 <sup>th</sup> issue	26,326	103.20	1,000.00	EUR	6,508,866,229	27,168,137	32,848,989
37	NOVA KBM 5 <sup>th</sup> issue	60,000	105.00	100,000.00	SIT	6,300,000,000	26,296,325	31,794,882
38	REPUBLIKA SLOVENIJA 32 <sup>nd</sup> issue	238,655	107.50	100.00	EUR	6,146,385,188	25,655,134	31,019,617
39	REPUBLIKA SLOVENIJA 21 <sup>st</sup> issue	711,382	98.54	8,500.00	SIT	5,958,464,494	24,870,749	30,071,218
40	NOVA KBM 6 <sup>th</sup> issue	50,000	101.65	100,000.00	SIT	5,082,500,000	21,214,456	25,650,395
41	ABANKA VIPA 7 <sup>th</sup> issue	173,000	103.90	100.00	EUR	4,306,281,563	17,974,505	21,732,970
42	ABANKA 6 <sup>th</sup> issue	135,000	102.20	100.00	EUR	3,305,410,756	13,796,850	16,681,769
43	REPUBLIKA SLOVENIJA 44 <sup>th</sup> issue	296,493	110.90	10,000.00	SIT	3,288,107,370	13,724,626	16,594,442
44	REPUBLIKA SLOVENIJA 31 <sup>st</sup> issue	294,768	106.00	10,000.00	SIT	3,124,540,800	13,041,895	15,768,953
45	BANKA CELJE 8 <sup>th</sup> issue	125,000	104.10	100.00	EUR	3,117,464,483	13,012,359	15,733,240
46	NLB 3 <sup>rd</sup> issue	12,000	103.00	1,000.00	EUR	2,961,142,056	12,359,866	14,944,311
47	NOVA KBM 3 <sup>rd</sup> issue, A series	20,000	106.60	100,000.00	SIT	2,736,142,964	11,420,715	13,808,784
48	ABANKA 4 <sup>th</sup> issue	100,000	102.01	100.00	EUR	2,443,900,495	10,200,889	12,333,893
49	BANKA CELJE 5 <sup>th</sup> issue	100,000	101.80	100.00	EUR	2,438,869,428	10,179,890	12,308,502
50	BANKA CELJE 7 <sup>th</sup> issue	100,000	101.10	100.00	EUR	2,422,099,206	10,109,890	12,223,866
51	ABANKA 5 <sup>th</sup> issue	100,000	101.00	100.00	EUR	2,419,703,460	10,099,890	12,211,775
52	BANKA CELJE 6 <sup>th</sup> issue, A series	100,000	100.40	100.00	EUR	2,405,328,984	10,039,891	12,139,230
53	NOVA KBM 2 <sup>nd</sup> issue	18,000	103.00	500.00	EUR	2,220,856,542	9,269,899	11,208,233
54	NOVA KBM 3 <sup>rd</sup> issue, B series	18,000		500.00	EUR	2,156,171,400	8,999,902	10,881,780
55	ABANKA 3 <sup>rd</sup> issue	70,000	100.00	100.00	EUR	1,677,022,200	6,999,924	8,463,607
56	BTC 2 <sup>nd</sup> issue	340,000	107.50	18.27	EUR	1,599,803,713	6,677,613	8,073,900
57	HOTELI BERNARDIN	20,000	103.10	296.99	EUR	1,467,138,991	6,123,867	7,404,367
58	STANOVANJSKI SKLAD RS 2 <sup>nd</sup> issue	20,000	106.02	59,595.88	SIT	1,270,449,156	5,302,880	6,411,711
59	BANKA CELJE 4 <sup>th</sup> issue	100,000	102.10	24.59	EUR	601,485,334	2,510,612	3,035,580
60	STANOVANJSKI SKLAD RS 1 <sup>st</sup> issue	70,965	104.30	24.03	EUR	426,111,307	1,778,597	2,150,501
61	BANKA VIPA 7 <sup>th</sup> issue	10,000	103.70	137.50	EUR	341,603,433	1,425,860	1,724,006
62	BANKA VIPA 6 <sup>th</sup> issue	10,000	102.00	112.50	EUR	274,911,854	1,147,488	1,387,427
63	BANKA VIPA 5 <sup>th</sup> issue	10,000	102.50	75.00	EUR	184,172,974	768,742	929,485
64	BANKA VIPA 4 <sup>th</sup> issue	8,000	103.11	63.92	EUR	126,318,893	527,258	637,507
65	BANKA VIPA 3 <sup>rd</sup> issue	10,000	103.60	47.94	EUR	118,986,738	496,653	600,503
<b>TOTAL</b>						<b>1,057,648,609,985</b>	<b>4,414,646,344</b>	<b>5,337,747,994</b>

EXCHANGE RATES	1 USD=	198.1451	SIT as of 31 Jul 2005
	1 EUR=	239.5772	SIT as of 31 Jul 2005



MARKET CAPITALISATION OF BONDS - FREE MARKET

Issue	Number of issued bonds	Price as of 29 Jul 2005	Principal amt. as of 30 Jun 2005	Currency of denomination	Market capitalisation as of 31 Jul 2005 (in SIT)	Market capitalisation as of 31 Jul 2005 (in EUR)	Market capitalisation as of 31 Jul 2005 (in USD)
1 SLOV. ODŠKODNINSKA DRUŽBA 2 <sup>nd</sup> issue	10,866,939	107.48	49.93	EUR	139,713,130,793	583,165,388	705,105,152
2 DARS 1 <sup>st</sup> issue	134,300	113.95	100,000.00	SIT	15,303,485,000	63,877,051	77,233,729
3 NLB 15 <sup>th</sup> issue	131,126	105.35	100,000.00	SIT	13,814,124,100	57,660,429	69,717,213
4 POSLOVNI SISTEM MERCATOR	365,400	104.00	100.00	EUR	9,104,218,119	38,001,188	45,947,228
5 ZAVAROVALNICA TRIGLAV 1 <sup>st</sup> issue	30,000	108.70	1,000.00	EUR	7,812,527,706	32,609,646	39,428,316
6 NLB 7 <sup>th</sup> issue	62,500	107.00	100,000.00	SIT	6,687,500,000	27,913,758	33,750,519
7 ABANKA VIPA 10 <sup>th</sup> issue	21,000	102.00	1,000.00	EUR	5,131,687,932	21,419,768	25,898,637
8 CIMOS 1 <sup>st</sup> issue	200,000	105.20	100.00	EUR	5,040,649,584	21,039,772	25,439,184
9 NLB 14 <sup>th</sup> issue	17,000	100.00	1,000.00	EUR	4,072,768,200	16,999,816	20,554,473
10 POŠTNA BANKA SLOVENIJE 7 <sup>th</sup> issue	40,000		100,000.00	SIT	4,000,000,000	16,696,080	20,187,226
11 NLB 8 <sup>th</sup> issue	14,276	103.50	1,000.00	EUR	3,539,872,834	14,775,500	17,865,054
12 PROBANKA 7 <sup>th</sup> issue	120,000	102.00	100.00	EUR	2,932,393,104	12,239,867	14,799,221
13 ABANKA VIPA 9 <sup>th</sup> issue	100,000	102.50	100.00	EUR	2,455,639,650	10,249,889	12,393,138
14 POŠTNA BANKA SLOVENIJE 5 <sup>th</sup> issue	10,000	102.40	1,000.00	EUR	2,453,243,904	10,239,889	12,381,048
15 ABANKA VIPA 8 <sup>th</sup> issue	100,000	101.10	100.00	EUR	2,422,099,206	10,109,890	12,223,866
16 POTEZA NALOŽBE	100,000		100.00	EUR	2,395,746,000	9,999,891	12,090,867
17 PROBANKA 5 <sup>th</sup> issue	78,500	100.00	100.00	EUR	1,880,660,610	7,849,915	9,491,330
18 POŠTNA BANKA SLOVENIJE 3 <sup>rd</sup> issue	17,955	100.00	100,000.00	SIT	1,830,477,399	7,640,449	9,238,065
19 POŠTNA BANKA SLOVENIJE 2 <sup>nd</sup> issue	15,000	112.50	100,000.00	SIT	1,692,462,212	7,064,371	8,541,529
20 STANOVANJSKI SKLAD 3 <sup>rd</sup> issue	20,000	115.00	71,933.79	SIT	1,657,686,409	6,919,216	8,366,023
21 DEŽELNA BANKA SLOVENIJE 4 <sup>th</sup> issue	67,530		100.00	EUR	1,617,847,274	6,752,927	8,164,962
22 PROBANKA 6 <sup>th</sup> issue	65,000	103.00	100.00	EUR	1,603,951,947	6,694,927	8,094,835
23 FACTOR BANKA 8 <sup>th</sup> issue	6,300		1,000.00	EUR	1,509,319,980	6,299,932	7,617,246
24 FACTOR BANKA 9 <sup>th</sup> issue	5,927	104.60	1,000.00	EUR	1,485,276,752	6,199,575	7,495,905
25 BANKA ZASAVJE 3 <sup>rd</sup> issue	5,000	101.00	1,000.00	EUR	1,209,851,730	5,049,945	6,105,888
26 FMR 1 <sup>st</sup> issue	50,000		100.00	EUR	1,197,873,000	4,999,946	6,045,433
27 FACTOR BANKA 10 <sup>th</sup> issue	1,184	100.00	1,000,000.00	SIT	1,184,000,000	4,942,040	5,975,419
28 FACTOR BANKA 6 <sup>th</sup> issue	10,000	102.79	419.65	EUR	1,033,427,229	4,313,546	5,215,507
29 KD INVESTMENTS 1 <sup>st</sup> issue	80,000	104.15	51.13	EUR	1,020,624,116	4,260,105	5,150,893
30 POŠTNA BANKA SLOVENIJE 6 <sup>th</sup> issue	10,000		100,000.00	SIT	1,000,000,000	4,174,020	5,046,807
31 AUTOCOMMERCE 1 <sup>st</sup> issue	22,300	106.20	174.93	EUR	992,508,986	4,142,752	5,009,001
32 PROBANKA 4 <sup>th</sup> issue	50,000	100.01	63.19	EUR	757,011,642	3,159,782	3,820,491
33 SIP STROJNA INDUSTRIJA 1 <sup>st</sup> issue, B series	17,250		92.07	EUR	380,494,177	1,588,190	1,920,281
<b>TOTAL</b>					<b>248,932,559,595</b>	<b>1,039,049,457</b>	<b>1,256,314,487</b>

EXCHANGE RATES	1 USD=	198.1451 SIT as of 31 Jul 2005
	1 EUR=	239.5772 SIT as of 31 Jul 2005

### D3) MARKET CAPITALISATION OF INVESTMENT FUNDS

	<b>Closed-end funds</b>	<b>Number of shares traded</b>	<b>Price as of 29 Jul 2005</b>	<b>Market capitalisation as of 31 Jul 2005 (in SIT)</b>	<b>Market capitalisation as of 31 Jul 2005 (in EUR)</b>	<b>Market capitalisation as of 31 Jul 2005 (in USD)</b>
1	NFD 1 DELNIŠKI INVESTICIJSKI SKLAD	160,580,300	330 SIT	53,001,133,818	221,227,787	267,486,472
2	KD ID	92,046,145	224 SIT	20,595,324,944	85,965,296	103,940,622
3	INFOND ID	8,132,314	2,452 SIT	19,941,084,513	83,234,484	100,638,797
4	MAKSIMA ID	7,811,823	2,461 SIT	19,222,084,147	80,233,362	97,010,141
5	ZLATA MONETA I, ID	136,595,600	128 SIT	17,511,555,920	73,093,583	88,377,436
6	KRONA SENIOR	73,170,428	155 SIT	11,317,270,099	47,238,511	57,116,074
7	MODRA LINIJA	34,156,833	240 SIT	8,197,639,920	34,217,112	41,371,903
8	ZVON ENA ID	2,277,577	2,747 SIT	6,257,005,086	26,116,864	31,577,895
9	VIPA INVEST	3,079,247	1,985 SIT	6,113,290,654	25,516,997	30,852,596
10	INFOND ID 1	4,956,471	1,146 SIT	5,678,083,613	23,700,434	28,656,190
	<b>TOTAL</b>			<b>167,834,472,713</b>	<b>700,544,429</b>	<b>847,028,126</b>

<b>EXCHANGE RATES</b>	1 USD=	198.1451	SIT as of 31 Jul 2005
	1 EUR=	239.5772	SIT as of 31 Jul 2005

## E) OTHER

### E1) INDICATORS AS OF 31 JULY 2005

ISSUE	Price as of 31 Jul 2005	Total net profit (loss) in 000 SIT in year 2004	Earning per share as of 31 Dec 2004	P / E <sup>(1)</sup>	Dividend for year 2003 or 2004	Dividend yield	Book value as of 31 Dec 2004	Market book ratio	Turnover ratio <sup>(2)</sup>
Aerodrom <sup>(4)</sup>	11,200 SIT	2,040,101	537.36 SIT	20.84	240 SIT	2.14%	4,909.64 SIT	2.28	0.10
Comet	2,350 SIT	79,039	47.12 SIT	49.87	200 SIT	8.51%	3,441.87 SIT	0.68	0.02
Delo	30,500 SIT	729,216	1,092.52 SIT	27.92	600 SIT	1.97%	8,962.40 SIT	3.40	0.12
Delo Prodaja	5,099 SIT	641,763	1,106.29 SIT	4.61	310 SIT	6.08%	6,490.22 SIT	0.79	0.08
Emona obala	830 SIT	(2,342,043)	(1,494.31 SIT)	<sup>(3)</sup>	0	0.00%	2,920.42 SIT	0.28	0.08
Etol	52,500 SIT	958,886	4,200.86 SIT	12.50	1,350 SIT	2.57%	46,324.30 SIT	1.13	0.04
Geodetski zavod Slovenije	2,300 SIT	57,121	151.08 SIT	15.22	80 SIT	3.48%	3,590.57 SIT	0.64	0.03
Gorenje	5,613 SIT	4,885,474	409.82 SIT	13.70	100 SIT	1.78%	5,207.86 SIT	1.08	0.15
Intereuropa	6,006 SIT	2,824,667	357.44 SIT	16.80	240 SIT	4.00%	4,515.34 SIT	1.33	0.09
Istrabenz	8,406 SIT	9,042,702	1,745.71 SIT	4.82	130 SIT	1.55%	7,708.91 SIT	1.09	0.05
Kompas MTS	1,300 SIT	(564,361)	(189.83)	<sup>(3)</sup>	110 SIT	8.46%	3,679.00 SIT	0.35	0.88
Krka	80,361 SIT	14,630,663	4,328.66 SIT	18.56	1,400 SIT	1.74%	29,512.95 SIT	2.72	0.12
Luka Koper <sup>(4)</sup>	7,302 SIT	4,394,450	313.89 SIT	23.26	245 SIT	3.36%	4,328.37 SIT	1.69	0.11
Mercator	37,332 SIT	6,561,554	2,045.64 SIT	18.25	500 SIT	1.34%	27,532.62 SIT	1.36	0.16
Merkur	36,200 SIT	2,652,193	2,199.61 SIT	16.46	600 SIT	1.66%	31,593.19 SIT	1.15	0.13
Mlinotest	1,500 SIT	428,816	179.48 SIT	8.36	52 SIT	3.47%	2,444.86 SIT	0.61	0.01
Nika	3,490 SIT	90,717	485.91 SIT	7.18	0	0.00%	4,428.28 SIT	0.79	0.02
Petrol	64,293 SIT	6,946,310	3,372.86 SIT	19.06	900 SIT	1.40%	38,263.45 SIT	1.68	0.09
Pivovarna Laško	7,285 SIT	1,076,311	123.13 SIT	59.17	50 SIT	0.69%	4,972.15 SIT	1.47	0.13
Pivovarna Union	46,600 SIT	(1,045,807)	(2,318.27)	<sup>(3)</sup>	0	0.00%	45,216.33 SIT	1.03	0.61
Salus	127,000 SIT	1,740,301	13,182.50 SIT	9.63	4,500 SIT	3.54%	69,660.93 SIT	1.82	0.10
Sava	43,048 SIT	4,905,407	2,636.34 SIT	16.33	620 SIT	1.44%	33,988.11 SIT	1.27	0.14
Terme Čatež	36,000 SIT	679,596	1,386.42 SIT	25.97	1,000 SIT	2.78%	28,723.98 SIT	1.25	0.05
Žito	31,893 SIT	284,852	814.40 SIT	39.16	920 SIT	2.88%	39,594.75 SIT	0.81	0.09
<b>MARKET AVERAGE <sup>(5)</sup></b>				<b>17.35</b>		<b>1.89%</b>		<b>1.41</b>	

Calculated on the basis of last audit consolidated financial statements. Average number of shares traded in last 2 years has been used for the calculations.

(1) P / E = PRICE / EARNINGS PER SHARE

(2) Yearly turnover / average capitalisation on 31 Jul 2004, 31 Jan 2005 and 31 Jul 2005.

(3) Not applicable.

(4) By Aerodrom and Luka Koper P / E is calculated on all shares.

(5) Average P/E = total market capitalisation of common shares listed on official market (31 Jul 2005) / total net profit of companies listed on official market (in year 2004), adjusted with share of listed securities.

Average div. yield = total dividends, paid by the companies listed on official market in year 2004, adjusted with share of listed securities / total market capitalisation of common shares on official market (31 Jul 2005).

Average price / book value = total market capitalisation of common shares listed on official market (31 Jul 2005) / total equity of companies listed on official market (31 Dec 2004), adjusted with share of listed securities.

## E2) OWNERSHIP AND NET INFLOW OF FOREIGN INVESTMENTS

CHANGES IN FOREIGN OWNERSHIP IN CURRENT YEAR				
ISSUE	Balance as of 31 Jul 2005 (in %)	Balance as of 31 Jul 2004 (in %)	% points change 31 Jul 2005/ 31 Jul 2004	Market capitalisation as of 31 Jul 2005 (in SITm)
PIVOVARNA LAŠKO	4.91	2.37	2.53	62,482
DELO PRODAJA	2.91	0.53	2.38	3,027
MERCATOR	4.03	3.00	1.03	119,779
KRKA	3.33	2.74	0.58	284,688
ETOL	0.55	0.06	0.49	13,367
SALUS	11.86	12.24	-0.37	17,142
ISTRABENZ	0.18	25.24	-25.06	43,542
PIVOVARNA UNION	0.84	42.21	-41.37	21,022

## NET INFLOW OF FOREIGN PORTFOLIO INVESTMENTS BY MONTH IN SITm

	Exchange market	Off-exchange market	Total	Turnover of foreign investors on the exchange	Foreign ownership (capitalisation of shares)	Share in turnover of foreign investors
<b>Year 2004</b>						
July	-552.04	526.37	-25.67	1,421.14	4.42%	6.13%
August	-260.60	-6.47	-267.07	1,233.34	4.37%	4.76%
September	127.39	1,470.87	1,598.26	1,508.10	4.30%	4.52%
October	-590.79	17,526.67	16,935.88	1,793.58	3.80%	6.82%
November	218.93	6,540.49	6,759.42	1,735.66	4.02%	5.24%
December	244.0	8,670.3	8,914.3	2,336.1	4.47%	4.55%
<b>Year 2005</b>						
January	638.6	2,917.8	3,556.5	1,632.9	4.48%	5.50%
February	1,944.8	-2,426.2	-481.4	2,586.4	3.98%	9.45%
March	-120.2	2,393.9	2,273.7	1,966.4	4.07%	11.80%
April	-9.7	15,428.9	15,419.2	1,224.1	3.90%	13.23%
May	-19.2	3,919.2	3,899.9	750.8	4.04%	7.43%
June	316.6	33,032.7	33,349.3	803.5	3.82%	7.50%
<b>July</b>	<b>287.9</b>	<b>748.9</b>	<b>1,036.8</b>	<b>1,371.0</b>	<b>3.78%</b>	<b>21.92%</b>
Total in year 2005	2,750.9	55,266.3	58,017.1	8,964.2	3.78%	16.92%
Total in year 2004	-389.19	33,184.73	32,795.54	18,805.40	4.47%	4.74%
Total in year 2003	521.20	52,206.99	52,728.19	11,916.37	5.91%	3.50%
Total in year 2002	-11,895.17	337,085.31	325,190.16	39,402.86	19.68%	8.19%
Total in year 2001	4,499.69	63,500.44	68,000.03	10,555.78	10.51%	3.03%
Total in year 2000	208.11	8,540.41	8,748.52	4,295.57	7.77%	1.59%
Total in year 1999	-2,269.19	674.01	-1,595.09	3,163.40	7.98%	1.19%
Total in year 1998	2,761.20	-2,104.00	657.30	14,333.90	8.86%	8.27%
Total in year 1997	8,440.86	9,965.96	18,406.81	24,090.40	n.a.	22.24%
Total in year 1996	7,439.48	3,381.38	10,820.86	9,718.80	n.a.	11.17%

### E3) RECORD VALUES

#### RECORD DAILY TURNOVER IN YEAR 2005

11 January 2005

	Turnover (in SITm)	Number of bargains	Volume in pieces
Order book trades	763,230,630	978	560,195
Cross trades	458,363,766	144	225,680
<b>Total</b>	<b>1,221,594,396</b>	<b>1,122</b>	<b>785,875</b>

#### MAX AND MIN VALUE OF TURNOVER AND INDICES

	In year 2005		In years 1989-2004	
Monthly turnover - block trades excluded (in SITm)	16,678.29	January 2005	27,481.53	October 2002
Daily turnover - block trades excluded (in SITm)	1,221.59	11 Jan 2005	3,399.13	26 Aug 2002
Number of bargains per day - block trades excluded	1,603	17 Feb 2005	6,391	27 Dec 2002
Value of block trade (in SITm)	16,962.40	14 Feb 2005	8,128	23 Nov 2001
Max value of SBI 20 index	5,131.61	1 Feb 2005	4,935.29	15 Nov 2004
Min value of SBI 20 index	4,396.80	30 Jun 2005	891.93	10 Sep 1996
Max value of PIX index	4,752.47	31 Jan 2005	4,606.40	26 Nov 2004
Min value of PIX index	4,152.75	29 Jun 2005	965.15	29 Apr 1999
Max value of BIO index	122.60	16 Mar 2005	122.27	27 Dec 2004
Min value of BIO index	120.63	20 Jan 2005	100.46	5 July 1995
<b>Other</b>				
Market capitalisation in SITm	3,116,721	28 Feb 2005	3,049,777	31 Dec 2004
Share in turnover of foreign investors	4.48%	31 Jan 2005	19.68%	31 Dec 2002

## E4) NEW LISTED AND DELISTED SECURITIES AND CHANGES IN YEAR 2005

### NEW LISTED SECURITIES

#### OFFICIAL MARKET

##### BONDS

Issuer	Trading code	Nomin. value of issue	Issue	Listing date	First trading day
Republika Slovenija	RS58	16,910,000,000 SIT	58 <sup>th</sup> issue	24 Jan 2005	2 Feb 2005
Republika Slovenija	RS59	23,090,000,000 SIT	59 <sup>th</sup> issue	24 Jan 2005	2 Feb 2005
Republika Slovenija	RS60	20,000,000,000 SIT	60 <sup>th</sup> issue	4 Apr 2005	14 Apr 2005
Nova Kreditna banka Maribor	KBM7	7,000,000,000 SIT	7 <sup>th</sup> issue	21 Jun 2005	30 Jun 2005
Nova Kreditna banka Maribor	KBM8	7,000,000,000 SIT	8 <sup>th</sup> issue	21 Jun 2005	30 Jun 2005
Nova Ljubljanska banka	NLB16	7,755,700,000 SIT	16 <sup>th</sup> issue	21 Jun 2005	30 Jun 2005
Nova Ljubljanska banka	NLB17	10,169,400,000 SIT	17 <sup>th</sup> issue	21 Jun 2005	30 Jun 2005

#### FREE MARKET

##### SHARES

Issuer	Trading code	Type of share	Listing date	First trading day
CAP NALOŽBE, LJUBLJANA	CPNR	common	3 Jan 2005	12 Jan 2005
D HOLDING, DOMŽALE	DHLR	common	3 Jan 2005	12 Jan 2005
PRVA POKOJNINSKA DRUŽBA	PPDG	preferred	7 Jul 2005	20 Jul 2005

##### BONDS

Issuer	Trading code	Nominal value of issue	Issue	Listing date	First trading day
Poslovni sistem Mercator	MEO1	36,540,000 EUR	1 <sup>st</sup> issue	31 Jan 2005	10 Feb 2005
Abanka Vipa	AB10	21,000,000 EUR	10 <sup>th</sup> issue	23 Feb 2005	7 Mar 2005
FMR	FMR1	5,000,000 EUR	1 <sup>st</sup> issue	29 Apr 2005	5 May 2005
FACTOR BANKA	FB08	6,300,000 EUR	8 <sup>th</sup> issue	29 Apr 2005	10 May 2005
FACTOR BANKA	FB09	5,927,000 EUR	9 <sup>th</sup> issue	29 Apr 2005	10 May 2005
FACTOR BANKA	FB10	1,184,000,000 SIT	10 <sup>th</sup> issue	29 Apr 2005	10 May 2005
FACTOR BANKA	FB06	4,196,500 EUR	6 <sup>th</sup> issue	29 Apr 2005	23 May 2005
CIMOS	CIM1	20,000,000 EUR	1 <sup>st</sup> issue	8 Jul 2005	21 Jul 2005
PB SLOVENIJE	PBS6	1,000,000,000 SIT	6 <sup>th</sup> issue	8 Jul 2005	21 Jul 2005
PB SLOVENIJE	PBS7	4,000,000,000 SIT	7 <sup>th</sup> issue	8 Jul 2005	21 Jul 2005

### DELISTED SECURITIES

#### OFFICIAL MARKET

##### SHARES

Issuer	Trading code	Type of share	Delisting date
Tehnounion, Ljubljana	TEHG	common	22 Mar 2005
DROGA	DRPG	common	17 May 2005
KOLINSKA	KOLR	common	17 May 2005
RADENSKA	RARG	common	21 Jun 2005

##### BONDS

Issuer	Trading code	Issue	Delisting date
Republika Slovenija	RS34	34 <sup>th</sup> issue	21 Feb 2005
Republika Slovenija	RS35	35 <sup>th</sup> issue	18 Mar 2005
Republika Slovenija	RS37	37 <sup>th</sup> issue	19 Apr 2005
Republika Slovenija	RS40	40 <sup>th</sup> issue	31 May 2005
NFD investicijsko svetovanje	NI01	1 <sup>st</sup> issue	9 Jun 2005
Republika Slovenija	RS41	41 <sup>st</sup> issue	17 Jun 2005

#### FREE MARKET

##### SHARES

Issuer	Trading code	Type of share	Delisting date
NK2 NALOŽBE, LJUBLJANA	NK2R	common	4 Jan 2005
OLJARICA, KRANJ	MOKG	common	21 Feb 2005
SVILA	SVMG	common	24 Mar 2005
INTEGRAL, JESENICE	INJG	common	23 May 2005
UPIMO GROUP	UPGR	common	17 Jun 2005
D HOLDING	DHLR	common	20 Jun 2005
CAP NALOŽBE	CPNR	common	20 Jun 2005
LEGOLES	LEGG	common	20 Jun 2005
SVILANIT	SKAG	common	1 Jul 2005
KOMPAS HOTELI KG	KHKG	common	25 Jul 2005

##### BONDS

Issuer	Trading code	Issue	Delisting date
SIP, strojna industrija	SIPAE	1 <sup>st</sup> issue	26 Apr 2005

##### INVESTMENT FUNDS

Issuer	Trading code	Delisting date
TRILAV STEBER I, posebna delniška ID	TG1R	27 Jun 2005

## EXTENDED LISTING OF SECURITIES

## OFFICIAL MARKET

## BONDS

Issuer	Trading code	Issue	Number of bonds before extension	Number of bonds after extension	Extension date
Republika Slovenija	RS58	58 <sup>th</sup> issue	1,691,000	3,091,000	23 Feb 2005
Republika Slovenija	RS59	59 <sup>th</sup> issue	2,309,000	4,909,000	23 Feb 2005
Republika Slovenija	RS58	58 <sup>th</sup> issue	3,091,000	4,791,000	16 Mar 2005
Republika Slovenija	RS59	59 <sup>th</sup> issue	4,909,000	7,209,000	16 Mar 2005
Republika Slovenija	RS59	59 <sup>th</sup> issue	7,209,000	9,209,000	1 Apr 2005
Republika Slovenija	RS58	58 <sup>th</sup> issue	4,791,000	6,291,000	22 Apr 2005
Republika Slovenija	RS59	59 <sup>th</sup> issue	9,209,000	11,709,000	22 Apr 2005
Republika Slovenija	RS58	58 <sup>th</sup> issue	6,291,000	7,491,000	13 May 2005
Republika Slovenija	RS60	60 <sup>th</sup> issue	2,000,000	5,800,000	13 May 2005
Republika Slovenija	RS59	59 <sup>th</sup> issue	11,709,000	13,832,500	10 Jun 2005
Republika Slovenija	RS60	60 <sup>th</sup> issue	5,800,000	8,200,000	10 Jun 2005

## FREE MARKET

## SHARES

Issuer	Trading code	Type of share	Number of shares before extension	Number of shares after extension	Extension date
TOVARNA OLJA GEA	GSBG	common	846,600	1,254,960	21 Feb 2005
ZVON ENA HOLDING	ZVHR	common	11,520,720	12,431,743	2 Jun 2005
<b>NFD HOLDING</b>	<b>NF2R</b>	<b>common</b>	<b>30,184,540</b>	<b>31,859,997</b>	<b>18 Jul 2005</b>

## BONDS

Issuer	Trading code	Issue	Number of bonds before extension	Number of bonds after extension	Extension date
Slovenska odškodninska družba	SOS2E	2 <sup>nd</sup> issue	10,500,000	14,000,000	28 Apr 2005

## EXPIRED BONDS IN YEAR 2005

Issuer	Trading code	Issue	Market	Last trading day
Republika Slovenija	RS28	28 <sup>th</sup> issue	official market	10 Jan 2005
Banka Celje	BCE6B	6 <sup>th</sup> issue B series	official market	9 Feb 2005
Republika Slovenija	RS17	17 <sup>th</sup> issue	official market	17 Feb 2005
Banka Celje	BCE3	3 <sup>rd</sup> issue	official market	23 Feb 2005
Nova Ljubljanska banka	NLB3	2 <sup>nd</sup> issue A series	official market	24 Feb 2005
Nova Ljubljanska banka	NLB4	2 <sup>nd</sup> issue B series	official market	24 Feb 2005
Abanka Vipava	VP02E	2 <sup>nd</sup> issue	official market	25 Mar 2005
Republika Slovenija	RS36	36 <sup>th</sup> issue	official market	11 Mar 2005
SKB banka	SKB4A	4 <sup>th</sup> issue series A	official market	26 May 2005
SKB banka	SKB4B	4 <sup>th</sup> issue series B	official market	26 May 2005
<b>Republika Slovenija</b>	<b>RS42</b>	<b>42<sup>th</sup> issue</b>	<b>official market</b>	<b>8 July 2005</b>
<b>Banka Koper</b>	<b>BKP4</b>	<b>4<sup>th</sup> issue</b>	<b>free market</b>	<b>26 July 2005</b>
<b>Deželna banka Slovenije</b>	<b>SZB3</b>	<b>3<sup>rd</sup> issue</b>	<b>official market</b>	<b>26 July 2005</b>

## F) LIST OF SECURITIES - JULY 2005

### F1) OFFICIAL MARKET (1)

#### CORPORATE BONDS

	Issuer	Trading code	First trading day	Nominal value of issue traded	Coupon interest rate	Maturity	Sector
1	ABANKA VIPA	AB03	14 June 1999	7 EURm	5% p.a.	1998-2005	banking
2	ABANKA VIPA	AB04	27 Dec 2000	10 EURm	6.25% p.a.	2000-2007	banking
3	ABANKA VIPA	AB05	26 Sept 2001	10 EURm	6% p.a.	2001-2006	banking
4	ABANKA VIPA	AB06	25 Nov 2002	13.5 EURm	5.9% p.a.	2002-2009	banking
5	ABANKA VIPA	AB07	30 Oct 2003	17.3 EURm	5.3% p.a.	2003-2010	banking
6	BANKA CELJE	BCE4	9 Feb 2001	10 EURm	6% p.a.	2000-2006	banking
7	BANKA CELJE	BCE5	19 Dec 2001	10 EURm	6% p.a.	2001-2007	banking
8	BANKA CELJE	BCE6A	30 Sept 2002	10 EURm	5.6% p.a.	2002-2008	banking
9	BANKA CELJE	BCE7	17 Nov 2003	10 EURm	5.15% p.a.	2003-2010	banking
10	BANKA CELJE	BCE8	26 Oct 2004	12.5 EURm	4.9% p.a.	2004-2011	banking
11	ABANKA VIPA	VIP3E	13 Nov 1996	2,556,459.41 EUR	7.5% p.a.	1996-2006	banking
12	ABANKA VIPA	VIP4E	3 Dec 1997	2,045,167.52 EUR	7% p.a.	1997-2007	banking
13	ABANKA VIPA	VIP5	24 Dec 1998	2 EURm	6% p.a.	1998-2008	banking
14	ABANKA VIPA	VIP6	6 Mar 2000	2 EURm	5.5% p.a.	1999-2009	banking
15	ABANKA VIPA	VIP7	19 July 2001	2 EURm	6.2% p.a.	2001-2010	banking
16	BLAGOVNO TRGOVINSKI CENTER	BTC1E	24 Feb 1997	17,383,924.96 EUR	10.5% p.a.	1996-2008	retail, wholesale and real estate trade
17	BLAGOVNO TRGOVINSKI CENTER	BTC2	6 Jun 2003	40 EURm	7% p.a.	2001-2011	retail, wholesale and real estate trade
18	HOTELI BERNARDIN	HTB1E	28 June 1999	10,225,837.62 EUR	8.5% p.a.	1999-2009	hotel and restaurant activities
19	NOVA KBM	KBM2	14 Nov 2000	9 EURm	5.9% p.a.	2000-2006	banking
20	NOVA KBM	KBM3	14 Nov 2001	2,000 SITm	5.8% p.a.+TOM	2001-2006	banking
21	NOVA KBM	KBM4	14 Nov 2001	9 EURm	6% p.a.	2001-2006	banking
22	NOVA KBM	KBM5	26 Oct 2004	6,000 SITm	5.3% p.a.	2004-2009	banking
23	NOVA KBM	KBM6	26 Oct 2004	5,000 SITm	4.5% p.a.	2004-2007	banking
24	NOVA KBM	KBM7	30 Jun 2005	7,000 SITm	4.1% p.a.	2004-2011	banking
25	NOVA KBM	KBM8	30 Jun 2005	7,000 SITm	3.9% p.a.	2005-2010	banking
26	NOVA LJUBLJANSKA BANKA	NLB5	27 Sept 2001	12 EURm	5.8% p.a.	2000-2005	banking
27	NOVA LJUBLJANSKA BANKA	NLB9	18 Jun 2003	10,847.4 SITm	8.5% p.a.	2002-2006	banking
28	NOVA LJUBLJANSKA BANKA	NLB10	18 Jun 2003	10,824.3 SITm	3% p.a. + TOM	2002-2007	banking
29	NOVA LJUBLJANSKA BANKA	NLB11	18 Jun 2003	26,326 EURm	5.1% p.a.	2002-2009	banking
30	NOVA LJUBLJANSKA BANKA	NLB12	14 Nov 2003	8,000 SITm	2.65% + TOM	2003-2008	banking
31	NOVA LJUBLJANSKA BANKA	NLB13	14 Nov 2003	11,733.5 SITm	7% p.a.	2003-2013	banking
32	NOVA LJUBLJANSKA BANKA	NLB16	30 Jun 2005	7,755.7 SITm	4.0% p.a.	2004-2009	banking
33	NOVA LJUBLJANSKA BANKA	NLB17	30 Jun 2005	10,169.4 SITm	3.85% p.a.	2005-2011	banking
34	STANOVANJSKI SKLAD RS	SSR1E	4 July 1996	4,083,023.58 EUR	6% p.a.	1995-2010	national mortgage agency
35	STANOVANJSKI SKLAD RS	SSR2	30 June 1998	2,000 SITm	7.2% p.a. + TOM	1998-2008	national mortgage agency

#### MUNICIPAL and GOVERNMENT BONDS

	Issuer	Trading code	First trading day	Nominal value of issue traded	Coupon interest rate	Maturity	Sector
1	REPUBLIC OF SLOVENIA	RS10	14 June 1999	52,189.61 SITm	4.5% p.a. + TOM	1997-2007	government bond
2	REPUBLIC OF SLOVENIA	RS18	15 May 2000	50 EURm	6% p.a.	2000-2010	government bond
3	REPUBLIC OF SLOVENIA	RS21	18 Nov 2002	7,113.82 SITm	1% p.a. + TOM	2001-2015	government bond
4	REPUBLIC OF SLOVENIA	RS22	22 Feb 2001	8,000 SITm	4.7% p.a. + TOM	2001-2006	government bond
5	REPUBLIC OF SLOVENIA	RS23	20 Feb 2001	40 EURm	6% p.a.	2001-2011	government bond
6	REPUBLIC OF SLOVENIA	RS25	3 May 2001	8,000 SITm	4.7% p.a. + TOM	2001-2006	government bond
7	REPUBLIC OF SLOVENIA	RS26	14 June 2001	50 EURm	5.375% p.a.	2001-2011	government bond
8	REPUBLIC OF SLOVENIA	RS27	20 Dec 2001	17,000 SITm	4.7% p.a. + TOM	2001-2006	government bond
9	REPUBLIC OF SLOVENIA	RS29	25 Jan 2002	55 EURm	5.375% p.a.	2002-2012	government bond
10	REPUBLIC OF SLOVENIA	RS31	25 Jan 2002	2,974.68 SITm	4.7% p.a. + TOM	2002-2007	government bond
11	REPUBLIC OF SLOVENIA	RS32	25 Jan 2002	23,8655 EURm	5.375% p.a.	2002-2012	government bond
12	REPUBLIC OF SLOVENIA	RS33	9 Apr 2002	127.166 EURm	8% p.a.	2002-2022	government bond
13	REPUBLIC OF SLOVENIA	RS38	30 Apr 2002	100 EURm	5.63% p.a.	2002-2017	government bond
14	REPUBLIC OF SLOVENIA	RS39	18 Nov 2002	20,815.498 SITm	1% p.a. + TOM	2002-2008	government bond
15	REPUBLIC OF SLOVENIA	RS43	22 Oct 2002	15,600 SITm	3% p.a. + TOM	2002-2006	government bond
16	REPUBLIC OF SLOVENIA	RS44	29 Nov 2002	2,964.93 SITm	6.65% p.a.	2002-2012	government bond
17	REPUBLIC OF SLOVENIA	RS45	3 Dec 2002	12,112.49 SITm	8.2% p.a.	2002-2005	government bond
18	REPUBLIC OF SLOVENIA	RS48	10 Dec 2002	60 EURm	4.75% p.a.	2002-2012	government bond
19	REPUBLIC OF SLOVENIA	RS49	22 Jan 2003	29,78896 EUR m	4.75% p.a.	2003-2022	government bond
20	REPUBLIC OF SLOVENIA	RS50	11 Mar 2003	61,281,800 EUR	4.50% p.a.	2003-2013	government bond
21	REPUBLIC OF SLOVENIA	RS51	11 Mar 2003	44,470.5 SITm	7.75% p.a.	2003-2006	government bond
22	REPUBLIC OF SLOVENIA	RS52	17 Apr 2003	40,000 SITm	6.25% p.a.	2003-2008	government bond
23	REPUBLIC OF SLOVENIA	RS53	17 Apr 2003	100 EURm	4.875% p.a.	2003-2018	government bond
24	REPUBLIC OF SLOVENIA	RS54	29 Oct 2003	30,000 SITm	5.75% p.a.	2003-2013	government bond
25	REPUBLIC OF SLOVENIA	RS55	24 Feb 2004	40,000 SITm	5% p.a.	2004-2007	government bond
26	REPUBLIC OF SLOVENIA	RS56	24 Feb 2004	50,000 SITm	4.875% p.a.	2004-2009	government bond
27	REPUBLIC OF SLOVENIA	RS57	29 Mar 2004	90,000 SITm	4.875% p.a.	2004-2014	government bond
28	REPUBLIC OF SLOVENIA	RS58	2 Feb 2005	74,910 SITm	3.25% p.a.	2005-2008	government bond
29	REPUBLIC OF SLOVENIA	RS59	2 Feb 2005	138,325 SITm	4% p.a.	2005-2016	government bond
30	REPUBLIC OF SLOVENIA	RS60	14 Apr 2005	82,000 SITm	3.5% p.a.	2005-2010	government bond

**TOM** (abbreviation for: "temeljna obrestna mera" - base interest rate) - indexation factor, calculated as twelve month average of monthly consumer price index



## F1) OFFICIAL MARKET (2)

### COMMON SHARES

	Issuer	Trading code	First trading day	Nominal value of issue listed	Number of shares traded	Isin code	Sector
1	AERODROM, LJUBLJANA	AELG	8 Oct 1997	1,936.229 SITm	1,936,229	SI 003110327 6	airport services
2	COMET, ZREČE	CHZG	2 Nov 1998	1,700.688 SITm	1,700,688	SI 003110440 7	grinding wheels and other non-metals production
3	DELO, LJUBLJANA	DELR	13 Jan 1999	667.464 SITm	667,464	SI 003110445 6	publishing
4	DELO PRODAJA	DPRG	12 Feb 2001	593.549 SITm	593,549	SI 003110707 9	trade
5	EMONA OBALA	EOKG	7 Jan 1998	1,741.456 SITm	1,741,456	SI 003110268 2	commerce
6	ETOL, CELJE	ETOG	21 Feb 1997	2,546.19 SITm	254,619	SI 003110133 8	essential oils and fragrances production
7	GEODETSKI ZAVOD SLOVENIJE	GZRG	8 Jan 2001	379.820 SITm	379,820	SI 003111033 9	surveying and cartography
8	GORENJE, VELENJE	GRVG	10 Nov 2000 (2 June 1998 free market)	12,200 SITm	12,200,000	SI 003110407 6	household appliances
9	INTEREUROPA, KOPER	IEKG	12 Jan 1998	7,902.413 SITm	7,902,413	SI 003110009 0	retail trade
10	ISTRABENZ, KOPER	ITBG	16 June 1997	5,180 SITm	5,180,000	SI 003110207 0	holding companies management
11	KOMPAS MTS	MTSG	8 Dec 2000	2,973.005 SITm	2,973,005	SI 003110370 6	catering service, border-crossing and tourist services
12	KRKA TOVARNA ZDRAVIL, NOVO MESTO	KRKG	4 Nov 1997	14,170.448 SITm	3,542,612	SI 003110212 0	pharmaceutical & chemical industry
13	LUKA KOPER	LKPG	20 Nov 1996	7,140 SITm	7,140,000	SI 003110134 6	transport
14	MERCATOR, LJUBLJANA	MELR	22 Dec 1997	32,085.04 SITm	3,208,504	SI 003110008 2	commerce industry, agriculture
15	MERKUR, NAKLO	MER	30 Nov 1998	12,145.85 SITm	1,214,585	SI 003110463 9	wholesale and retail trade
16	MLINOTEST, AJDOVŠČINA	MAJG	3 Apr 2000	2,389.177 SITm	2,389,177	SI 003110820 0	food processing industry
17	NIKA, BREŽICE	NIKA	23 June 1992	479.688 SITm	479,688	SI 003110079 3	financial consultancy and services
18	PETROL, LJUBLJANA	PETG	5 May 1997	12,517.806 SITm	2,086,301	SI 003110215 3	crude-oil and gas trade
19	PIVOVARNA LAŠKO	PILR	1 Feb 2000	8,576.801 SITm	8,576,801	SI 003110741 8	brewery
20	PIVOVARNA UNION	PULG	6 Mar 2000	4,511.14 SITm	451,114	SI 003110907 5	brewery and soft drinks
21	SALUS, LJUBLJANA	SALR	16 Jan 1992	134.98 SITm	134,980	SI 003110568 5	full-line pharmaceutical
22	SAVA, KRANJ	SAVA	6 Jan 2000	20,069.87 SITm	2,006,987	SI 003110845 7	wholesale chemicals
23	TERME ČATEŽ	TCRG	26 Aug 1993	3,587.496 SITm	597,916	SI 003110063 7	health resort
24	ŽITO, LJUBLJANA	ZTOG	20 Mar 2000	3,487.65 SITm	348,765	SI 003110844 0	flour, bread, pasta and sweets production

### PREFERRED SHARES

	Issuer	Trading code	First trading day	Nominal value of issue listed	Number of shares traded	Isin code	Sector
1	PROBANKA, MARIBOR	PRBP	30 Mar 1993	396.085 SITm	396,085	SI 002120040 5	banking

TRADED SECURITIES - JULY 2005

F2) FREE MARKET (1)

CORPORATE BONDS

	Issuer	Trading code	First trading day	Nominal value of issue traded	Interest rate	Maturity	Sector
1	ABANKA VIPA	AB08	22 Sep 2004	10 EURm	4.9% p.a.	2003-2011	banking
2	ABANKA VIPA	AB09	22 Sep 2004	10 EURm	4.7% p.a.	2003-2011	banking
3	ABANKA VIPA	AB10	7 Mar 2005	21 EURm	4.6% p.a.	2004-2011	banking
4	AUTOCOMMERCE	ACL1E	15 Dec 1997	11,401,808.95 EUR	8% p.a.	1997-2006	foreign and domestic trade, service and production
5	BANKA ZASAVJE	BZ03	27 Jul 2004	5 EURm	4.5% p.a.	2004-2011	banking
6	CIMOS	CIM1	21 Jul 2005	20 EURm	5.75% p.a.	2004-2011	automobile industry
7	FMR	FMR1	5 May 2005	5 EURm	4.6% p.a.	2004-2009	holding companies management
8	FACTOR BANKA	FB06	23 May 2005	4,196 EURm	2% + 6month EURIBOR	2002-2009	banking
9	FACTOR BANKA	FB08	10 May 2005	6.3 EURm	4.8% p.a.	2003-2008	banking
10	FACTOR BANKA	FB09	10 May 2005	5,927 EURm	4.8% p.a.	2004-2014	banking
11	FACTOR BANKA	FB10	10 May 2005	1,184 SITm	4.25% p.a.	2004-2007	banking
12	KD INVESTMENTS	KDO1E	24 July 1996	4,090,335.05 EUR	10% p.a.	1996-2006	investment
13	NOVA LJUBLJANSKA BANKA	NLB7	22 Nov 2002	6,250 SITm	10% p.a.	2002-2005	banking
14	NOVA LJUBLJANSKA BANKA	NLB8	22 Nov 2002	14,276 EURm	5.5% p.a.	2002-2007	banking
15	NOVA LJUBLJANSKA BANKA	NLB14	6 Jul 2004	17 EURm	5% p.a.	2003-2008	banking
16	NOVA LJUBLJANSKA BANKA	NLB15	1 Dec 2004	13,112.6 SITm	4.8% p.a.	2004-2012	banking
17	POSLOVNI SISTEM MERCATOR	MEO1	10 Feb 2005	36.54 EURm	4.8% p.a.	2004-2011	banking
18	POŠTNA BANKA SLOVENIJE	PBS2	27 Dec 2002	1,500 SITm	6% + TOM	2000-2007	commerce industry, agriculture
19	POŠTNA BANKA SLOVENIJE	PBS3	27 Dec 2002	1,795.5 SITm	5.3% + TOM	2000-2005	banking
20	POŠTNA BANKA SLOVENIJE	PBS5	6 Jan 2004	10 EURm	4.8% p.a.	2004-2008	banking
21	POŠTNA BANKA SLOVENIJE	PBS6	21 Jul 2005	4,000 SITm	4.4% p.a.	2004-2012	banking
22	POŠTNA BANKA SLOVENIJE	PBS7	21 Jul 2005	1,000 SITm	4.7% p.a.	2004-2011	banking
23	POTEZA NALOŽBE	PNO1	29 Sep 2004	10 EURm	5.25% p.a.	2003-2011	enterprise and business counseling
24	PROBANKA, MARIBOR	PRB4	15 Mar 2000	5 EURm	5.5% p.a.	1999-2007	banking
25	PROBANKA, MARIBOR	PRB5	26 Apr 2002	7.85 EURm	6.25% p.a.	2001-2006	banking
26	PROBANKA, MARIBOR	PRB6	30 Jul 2003	6.5 EURm	5.7% p.a.	2002-2008	banking
27	PROBANKA, MARIBOR	PRB7	5 May 2004	12 EURm	5.2% p.a.	2004-2010	banking
28	SIP, STROJNA INDUSTRIJA	SIPBE	19 June 2000	1,763,956.99 EUR	6% p.a.	1999-2009	manufacturing farm equipment
29	DEŽELNA BANKA SLOVENIJE	SZB4	1 Apr 2004	6,753 EURm	6% p.a.	2004-2007	banking

INSURANCE

	Issuer	Trading code	First trading day	Nominal value of issue traded	Coupon interest rate	Maturity	Sector
1	ZAVAROVALNICA TRIGLAV	ZT01	2 Jun 2004	30 EURm	5.125% p.a.	2003-2013	insurance

MUNICIPAL and GOVERNMENT BONDS

	Issuer	Trading code	First trading day	Nominal value of issue traded	Coupon interest rate	Maturity	Sector
1	DARS	DRS1	30 Dec 2004	13,430 SITm	5.1% p.a.	2004-2024	performing financial engineering, preparatory, organization and policy making of building, maintenance of road network and management of super highways in Republic of Slovenia
2	SLOVENSKA ODŠKODNINSKA DRUŽBA	SOS2E	7 Apr 1997	555,626,591 EUR	6% p.a.	1996-2016	meeting commitments deriving from denationalisation process
3	STANOVANJSKI SKLAD RS	SSR3	8 May 2001	2,000 SITm	6.1% p.a. + TOM	2001-2011	national mortgage agency

TOM (abbreviation for: "temeljna obrestna mera" - base interest rate) - indexation factor calculated as twelve month average of monthly consumer price index

## F2) FREE MARKET (2)

### COMMON SHARES

Issuer	Trading code	First trading day	Nominal value of issue traded	Number of shares traded	Isin code	Sector
1 AGROKOMBINAT, MARIBOR	AKMG	24 Sep 1999	403.808 SITm	403,808	SI 003110433 2	retail, fooder production for livestock, meat and milk products, granary services
2 AKTIVA AVANT, LJUBLJANA	AAPG	12 Sep 2003	2,951.872 SITm	2,951,872	SI 002111191 7	other financial intermediation
3 AKTIVA INVEST, LJUBLJANA	AKIR	27 May 2003	815.773 SITm	815,773	SI 02111135 4	enterprise & business counselling
4 AKTIVA NALOŽBE, LJUBLJANA	ATPG	27 Feb 2004	13,591.508 SITm	13,591,508	SI 002111216 2	holding companies management
5 ALPETOUR POTOVALNA AGENCIJA	APAG	2 Aug 2000	748.680 SITm	374,340	SI 003110989 3	passengers transport
6 ARKADA HOLDING, LJUBLJANA	AR1R	13 Jan 2004	6,640.325 SITm	6,640,325	SI 002111207 1	holding companies management
7 AVTOPREVOZNIŠTVO IN SERVISI, VELENJE	ASVG	1 Sep 1997	308.696 SITm	308,696	SI 003110315 1	transport company
8 BELINKA HOLDING	BELG	19 Oct 2000	2,702.532 SITm	2,702,532	SI 003110216 1	holding companies management
9 CAPITA	CAP1	5 Sep 1997	315.963 SITm	315,963	SI 002110003 5	holding companies management
10 CERTIUS INVEST	CRIR	16 Sep 2003	3,091.062 SITm	3,091,062	SI 002111192 5	other financial intermediation
11 CETIS, CELJE	CETG	10 Mar 1997	2,400 SITm	200,000	SI 003110084 3	paper industry and graphics
12 CINKARNA, CELJE	CICG	6 Mar 1998	4,874.862 SITm	812,477	SI 003110380 5	metallurgic and chemical industry
13 COLOR, MEDVODE	COMG	15 Jan 1998	1,900.782 SITm	950,391	SI 003110360 7	resin, colours and varnish industry
14 CREINA, KRANJ	CRKG	21 Feb 2000	194.376 SITm	48,594	SI 003110915 8	production and wholesale of agricultural and industrial machines and gadgets
15 DANA, MIRNA	DMRG	7 June 1999	404.231 SITm	404,231	SI 003110520 6	secondary industry of fruit processing and production of alcohol and non-alcohol drinks
16 DZS, LJUBLJANA	DZS	12 May 1999	1,429.368 SITm	1,429,368	SI 003110527 1	publishing and trading
17 EGOLES, ŠKOFJA LOKA - V LIKVIDACIJI	GKRG	17 Sep 1999	51.399 SITm	51,399	SI 003110714 5	forest management and sale of wood products
18 ELMO, LJUBLJANA	IELG	22 Feb 2001	708 SITm	708,000	SI 003111026 3	electrical installations
19 ETRA 33	ETRG	7 Nov 2002	454.23 SITm	45,423	SI 003110712 9	production of electromotors, generators and transformers
20 FINIRA	FIRR	10 Oct 2002	2,179.206 SITm	2,179,206	SI 002111138 8	holding companies management
21 FOND INVEST	MHLG	30 Jan 2001	595.241 SITm	595,241	SI 003111007 3	holding companies management
22 FRUCTAL, ADOVŠČINA	FRAG	6 Jan 1998	2,504.151 SITm	2,504,151	SI 003110359 9	food-processing industry
23 GEA COLLEGE	GEAL	5 Jan 1995	248.2 SITm	248,200	SI 003110080 1	consulting
24 GEA TOVARNA OLJA	GSBG	30 June 1996	1,254.96 SITm	1,254,960	SI 003110129 6	oil - producing industry
25 GORENJSKI TISK, KRANJ	GTKG	19 Sep 1996	1,070.328 SITm	1,070,328	SI 003110119 7	graphics services
26 GORIŠKE OPEKARNE, RENČE	GORG	8 Mar 1999	523.634 SITm	523,634	SI 003110499 3	production of different clay brick products
27 GOZDNO GOSPODARSTVO BLEDE	GGBG	27 Dec 1999	611.9 SITm	611,900	SI 003110737 6	forest management
28 GRADIS GP	GLJG	12 July 1999	609.5 SITm	304,750	SI 003110393 8	construction
29 GRAND HOTEL UNION	GHUG	5 Jan 2000	1,814.613 SITm	1,814,613	SI 003110865 5	hotel industry
30 HELIOS, DOMŽALE	HDOG	19 Sep 1996	2,198.61 SITm	219,861	SI 003110114 8	intermediary on fuel, mine sector
31 HIDROTEHNIK, LJUBLJANA	VHLG	5 July 1999	2,198.61 SITm	384,472	SI 003110551 1	building industry and protection against flood damage
32 HOTELI PALACE, PORTOROŽ	PALG	7 Oct 1997	2,346.102 SITm	2,346,102	SI 003110330 0	hotel industry
33 HRAM HOLDING	ST1R	27 Jan 2004	4,346.667 SITm	4,346,667	SI 002111210 5	holding companies management
34 IMP ČRPALKE	ICRG	9 Sep 1998	333.034 SITm	333,034	SI 003110434 0	production of pumps
35 IMP KLIMAT	KLLG	26 Apr 2002	353.9 SITm	353,900	SI 003111114 7	production of air conditioning equipment
36 INFOND HOLDING	IFFR	23 Sept 2002	16,833.414 SITm	16,833,414	SI 002111076 0	holding companies management
37 INFOND HOLDING 1	IFHR	22 Jul 2004	3,777.004 SITm	3,777,004	SI 002111308 7	holding companies management
38 INLES, RIBNICA	IHPG	8 Oct 1999	1,387.19 SITm	693,595	SI 003110745 9	production of furniture
39 INTARA, LJUBLJANA	INTR	5 Jan 1995	101 SITm	101,000	SI 003110114 8	brokerage house
40 INTERTRADE ITA	INRG	20 Oct 1997	695.31 SITm	69,531	SI 003110333 4	mechanical engineering representative
41 INTERTRADE ITS	ITSG	24 Apr 1998	1,260 SITm	1,260,000	SI 003110394 6	information and computer service
42 ISKRA AVTOELEKTRIKA	IALG	26 Oct 2004	3,216.626 SITm	1,608,313	SI 003110704 6	production of electrical equipment for machinery and vehicles
43 JADRAN, SEŽANA	JASG	23 Sep 1996	165.302 SITm	165,302	SI 003110154 4	commerce industry
44 JATA EMONA	JAMR	15 Jan 2002	3,197.534 SITm	3,197,534	SI 003111109 7	production and retailing of poultry meat
45 JAVOR, PIVKA	JPIG	13 Nov 2000	1,194.7 SITm	1,194,700	SI 003110910 9	production of plywood, bound and layer wood, fibre and other slabs
46 JELEN, SLOVENSKE KONJICE	JESG	29 Nov 1999	67.798 SITm	67,798	SI 003110430 8	restaurant & hotel capacities
47 JUTEKS, ŽALEC	JTKG	2 Nov 1999	641.432 SITm	641,432	SI 003110786 3	carpet production on various linings
48 KD HOLDING	KDHR	5 Feb 2001	10,988.272 SITm	1,373,534	SI 003111046 1	holding companies management
49 KEMA, PUČONCI	KEPG	17 Dec 1998	217.346 SITm	217,346	SI 003110420 9	production of special building materials
50 KLASJE, CELJE	KLKG	2 July 1999	820.343 SITm	820,343	SI 003110548 7	bread, pastries and sweets production
51 KOŠAKI TMI, MARIBOR	TKMG	11 Oct 1999	432.36 SITm	43,236	SI 003110424 1	secondary meat industry and production of meat products
52 KRONA HOLDING	KRHR	9 May 2002	1,287.121 SITm	1,287,121	SI 002111124 8	holding companies management
53 KSZ NALOŽBE	KSZG	22 Dec 2003	10,911.34 SITm	10,911,340	SI 002111203 0	holding companies management
54 LESNINA	MILG	12 Jan 2002	2,906.81 SITm	76,495	SI 003111116 2	wholesale and retail of furniture
55 LESNINA EMMI, SLOVENSKA BISTRICA	LSBG	8 May 1996	689.49 SITm	689,490	SI 003110035 5	aluminium and wood production
56 ŽITO INTES	IMTG	9 Mar 2000	2,518.194 SITm	2,518,194	SI 003110920 8	cereal processing and production of farinaceous food

## F2) FREE MARKET (3)

### COMMON SHARES

	Issuer	Trading code	First trading day	Nominal value of issue traded	Number of shares traded	Isin code	Sector
57	LIP BLEED	LLBG	12 Jan 2000	1,942.454 SITm	1,942,454	SI 003110871 3	wood manufacturing
58	LIV POSTOJNA	LIVG	16 Nov 1999	1,616 SITm	161,600	SI 003110796 2	production of vacuum cleaners, plastic tubes and fittings, bicycles, hydraulic elevators and concrete mixers
59	LIZ INŽENIRING, LJUBLJANA	LIZG	11 Mar 1999	123,846 SITm	123,846	SI 003110371 4	consulting and engineering in object construction
60	MARINA, PORTOROŽ	MAPG	19 Sep 1996	627,864 SITm	313,932	SI 003110058 7	naautical and hotel industry
61	MAKSIMA HOLDING	MAHR	6 May 2003	6,399.85 SITm	6,399,850	SI 002111151 1	holding companies management
62	MAKSIMA INVEST	MKIR	26 Oct 2004	7,451.949 SITm	7,451,949	SI 002111319 4	management of holding companies, business operations of own real estate and renting own real estate
63	MEDALJON, MARIBOR	MEDR	12 Oct 1999	1,734 SITm	1,734,000	SI 003110691 5	real estate
64	MEDVEŠEK PUŠNIK, LJUBLJANA	MPL	12 Dec 1997	160 SITm	80,000	SI 002110324 5	financial consulting
65	MELAMIN, KOČEVJE	MKOG	23 Sep 1996	349,913 SITm	349,913	SI 00311020 1	chemical industry
66	MERCATA	MROB	27 Jul 2004	2,891.874 SITm	2,891,874	SI 002111199 0	holding companies management
67	METALKA TRGOVINA	MTGG	2 Jul 2004	1,152.048 SITm	1,152,048	SI 003110566 9	retail trade in unspecial stores
68	MESNA INDUSTRIJA PRIMORSKE	MIPG	19 June 2000	1,478.742 SITm	1,478,742	SI 003110969 5	meat processing industry; wholesale and retail trade with provisions
69	MITOL, SEŽANA	MISG	15 May 1997	687.627 SITm	687,627	SI 003110271 6	production and sale of adhesive substances and resinous compound
70	MKT PRINT	MKTG	11 Oct 1999	1,039.54 SITm	103,954	SI 003110094 2	printing, publishing, retail and wholesale
71	MODRA LINIJA HOLDING	MLHR	20 Nov 2002	1,882.991 SIT m	1,882,991	SI 002111058 8	holding companies management
72	M1	M1R	4 Aug 2004	2,681.638 SITm	2,681,638	SI 002111311 1	holding companies management
73	NAMA, LJUBLJANA	NALN	30 Apr 2004	953.795 SITm	953,795	SI 003110269 0	retail trade and renting of business premises
74	NFD HOLDING	NFZR	10 Dec 2003	31,859.997 SITm	31,859,997	SI 002111200 6	holding companies management
75	NIKO, ŽELEZNIKI	NKPG	17 Sep 1999	358.75 SITm	35,875	SI 003110717 8	office material, industrial paper-clips, electromagnets and other metal mechanisms production
76	PLAMA PUR	POPG	6 Dec 1999	686.798 SITm	686,798	SI 003110822 6	production and refashioning of poliuretanic (plastic) foams
77	POM-INVEST	POIR	19 Oct 2001	2,241.983 SITm	2,241,983	SI 002111098 4	holding companies management
78	POM-NALOŽBE	PPIG	13 May 2004	2,296.5 SITm	2,296,500	SI 002111303 8	holding companies management
79	PRVA POKOJNINSKA DRUŽBA	PPDG	20 Jul 2005	1,700 SITm	170,000	SI 002120064 5	company's core activity includes pension funds
80	RTC KRVAVEC	RKRG	17 Oct 1997	2,311.468 SITm	1,155,734	SI 003110328 4	ski resort
81	SATURNUS EMBALAŽA, LJUBLJANA	SELR	3 Nov 1997	672.512 SITm	84,064	SI 003111175 8	production of package
82	SIJAJ, HRASTNIK	SIHG	7 Oct 1999	268.8 SITm	26,880	SI 003110742 6	production of decorative lights and metal products
83	KD GROUP	SKDR	21 Dec 2000	372.872 SITm	186,436	SI 003111016 4	holding companies management
84	SLOVENIJALES, LJUBLJANA	SLLG	8 May 1996	2,733.77 SITm	273,377	SI 003110040 5	commerce, engineering, representation
85	TEKSTINA, AJDOVŠČINA	TEAG	12 Feb 1997	1,503.057 SITm	1,503,057	SI 03110221 1	textile industry
86	TERME DOBRNA	ZDDG	5 July 1999	692.542 SITm	692,542	SI 03110539 6	medical services, tourist and hotel trade
87	TOSAMA, DOMŽALE	TODG	13 Sep 1996	2,956.7 SITm	295,670	SI 003110136 1	sanitary material production
88	TOVARNA SLADKORJA ORMOŽ	TSOR	12 Apr 1996	4,971.63 SITm	497,163	SI 003110020 7	sugar production
89	TRDNJAVA HOLDING	TROR	31 Mar 2004	2,593.123 SITm	2,593,123	SI 002111219 6	holding companies management
90	TRDNJAVA I HOLDING	TR1R	31 Mar 2004	891.75 SITm	891,750	SI 002111220 4	holding companies management
91	TRIGLAV NALOŽBE	TRSG	7 Apr 2004	13,182.366 SITm	13,182,366	SI 002111223 8	holding companies management
92	TRIGLAV, finančna družba	TFDR	4 Mar 2003	6,356.989 SITm	6,356,989	SI 002111120 6	holding companies management
93	TUB SWATY, MARIBOR	TUBG	30 Dec 1997	1,155.76 SITm	289,940	SI 003110344 1	production and trade of knife grinders
94	UNITAS ARMATURE	USLG	26 Nov 1998	145.115 SITm	145,115	SI 003110467 0	production of sanitary, water and gas fittings
95	UNIT-AS NEPREMIČNINE, LJUBLJANA	USAR	20 Feb 2003	173.377 SITm	173,377	SI 003111147 7	trading with own real estate
96	VELANA, LJUBLJANA	VLJG	23 Dec 2002	1,409.645 SITm	1,409,645	SI 003110069 4	non-clothing textile manufacturer
97	VIPA HOLDING	VHDR	5 Nov 2003	7,347.565 SITm	7,347,565	SI 002111131 3	other financial intermediation
98	VIZIJA HOLDING	VIHR	17 Mar 2003	2,277.503 SITm	2,277,503	SI 002111125 5	holding companies management
99	VIZIJA HOLDING ENA	VZPG	3 Feb 2004	2,129.725 SITm	2,129,725	SI 002111211 3	holding companies management
100	ZDRAVILIŠČE ROGAŠKA	RGS	11 Feb 1999	898.11 SITm	898,110	SI 003110489 4	health resort
101	ZLATA MONETA II finančna družba	ZM2R	13 Nov 2003	8,232.861 SITm	8,232,861	SI 002111198 2	other financial intermediation
102	ZVON ENA HOLDING	ZVHR	30 Oct 2003	12,431.743 SITm	12,431,743	SI 002111177 6	holding companies management
103	ZVON DVA HOLDING	ZV2R	25 Feb 2004	14,120.934 SITm	14,120,934	SI 002111215 4	holding companies management
104	ŽELEZARNA RAVNE - MONTER DRAVOGRAD	ZMDG	17 Sep 1999	336.225 SITm	336,225	SI 003110696 4	management of investment portfolios of subsidiaries

### PREFERRED SHARES

	Issuer	Trading code	First trading day	Nominal value of issue traded	Number of shares traded	Isin code	Sector
1	KD HOLDING	KDHP	18 July 2001	2,131.304 SITm	266,413	SI 003120050 2	holding companies management
2	ZDRAVILIŠČE ROGAŠKA	RGP	11 Feb 1999	55.7 SITm	27,850	SI 003120028 8	health resort

## F2) FREE MARKET (4)

### CLOSED-END FUNDS

	Issuer	Trading code	First trading day	Nominal value of issue traded	Number of shares traded	Isin code	Sector
1	MAKSIMA, delniška ID	MAIR	21 May 2003	7.811.823 SITm	7.811.823	SI 002111152 9	investment fund
2	INFOND ID	IFIR	23 Sept 2002	8.132.314 SITm	8.132.314	SI 002111078 6	investment fund
3	INFOND ID 1	IFDR	2 Aug 2004	4.956.471 SITm	4.956.471	SI 002111307 9	investment fund
4	KD ID	KDIN	9 Feb 2001	9.204.61 SITm	92.046.145	SI 002111023 2	investment fund
5	KRONA SENIOR	SNON	8 Dec 1998	7.317.04 SITm	73.170.428	SI 002110590 1	investment fund
6	MODRA LINIJA	MLON	7 Apr 1998	3.415.383,300 SIT	34.156.833	SI 002110596 8	investment fund
7	NFD 1 DELNIŠKI INVESTICIJSKI SKLAD	NFIN	26 Oct 1998	15.833.01 SITm	160.580.300	SI 002110600 8	investment fund
8	VIPA INVEST	VIIN	13 Nov 2003	3.079.247 SITm	3.079.247	SI 002111132 1	investment fund
9	ZLATA MONETA I	ZM1N	31 Mar 1999	13.659.56 SITm	136.595.600	SI 002110617 2	investment fund
10	ZVON ENA ID	ZVIR	24 Nov 2003	2.277.577 SITm	2.277.577	SI 002111178 4	investment fund