



MONTHLY STATISTICS  
LJUBLJANA STOCK EXCHANGE

April 2006  
Year XII., No. 04/06

TURNOVER

Market	Turnover (in EURm)	Volume in pieces	Number of bargains
<b>Official market</b>	<b>80.54</b>	<b>899,992</b>	<b>7,351</b>
Prime market shares	68.76	504,214	4,928
Shares	10.35	281,172	1,878
Bonds	1.42	114,606	545
<b>Semi-official market</b>	<b>19.41</b>	<b>5,423,382</b>	<b>16,597</b>
Shares	7.50	1,523,072	9,914
Bonds	4.93	94,170	575
Investment funds	6.98	3,806,140	6,108
<b>Short-term securities</b>	<b>0</b>	<b>0</b>	<b>0</b>
<b>Market maker trading segment*</b>	<b>192.95</b>	<b>4,719,679</b>	<b>126</b>
Bonds	142.97	3,499,495	81
Short-term securities	49.98	1,220,184	45
<b>Total via BTS with shares</b>	<b>86.62</b>	<b>6,323,374</b>	<b>23,948</b>

\*special segment for trading in securities issued by Republic of Slovenia.

MARKET SIZE

Market	Market capitalisation (in EURm)	Number of securities	Number of issuers
<b>Official market</b>	<b>10,847.84</b>	<b>84</b>	<b>34</b>
Prime market shares	4,206.47	7	7
Shares	1,584.20	19	19
Bonds	5,057.17	58	8
<b>Semi-official market</b>	<b>3,524.79</b>	<b>137</b>	<b>116</b>
Shares	1,648.36	91	89
Bonds	1,261.93	38	20
Investment funds	614.50	8	8
<b>Short term securities</b>	<b>0</b>	<b>10</b>	<b>1</b>
<b>Total (cap. of shares)</b>	<b>7,439.03</b>	<b>219</b>	<b>143</b>

MONTHLY TURNOVER BY MARKETS IN SITm - OTHER SECURITIES

	Organized market			
	Official and semi-official market	Market maker segment**	Block trades	Off-market trades*
apr.05	3,439		22,567	18,540
may.05	3,483		27,366	19,842
jun.05	3,599		40,519	27,922
jul.05	2,589		18,109	21,003
aug.05	2,148		27,759	11,036
sep.05	3,875	68,412	7,320	33,387
oct.05	2,576	42,767	5,040	5,000
nov.05	3,099	52,437	4,445	13,784
dec.05	4,590	51,613	8,349	14,097
jan.06	3,237	35,578	5,506	22,946
feb.06	3,672	31,622	4,354	8,684
mar.06	4,355	68,610	4,021	10,703
apr.06	3,195	46,228	5,876	3,122

\* appreciation of off-market transactions with marketable securities based on volume of off-market transaction (block trades excluded) and their monthly average prices  
\*\* special segment for trading in securities issued by Republic of Slovenia

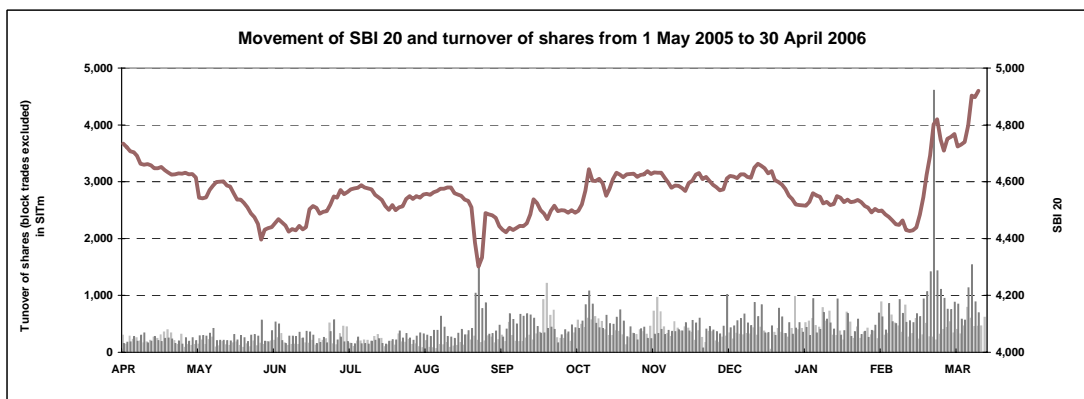
MONTHLY TURNOVER BY MARKETS IN SITm - SHARES

	Organized market	Block trades	Off-market trades*
apr.05	6,160	891	4,899
may.05	4,533	593	17,060
jun.05	5,533	887	7,572
jul.05	6,254	926	3,952
aug.05	4,583	650	4,928
sep.05	10,495	9,042	13,044
oct.05	9,508	5,854	13,176
nov.05	11,015	47,811	34,587
dec.05	8,104	12,393	36,047
jan.06	10,628	4,445	29,588
feb.06	9,668	7,148	22,592
mar.06	11,817	23,936	11,705
apr.06	20,753	14,001	24,632

\* appreciation of off-market transactions with marketable securities based on volume of off-market transaction (block trades excluded) and their monthly average prices

NOMINAL RETURN

STOCK EXCHANGE INDICES	Nominal return in April 2006	Nominal return 30 Apr 2006 / 31 Dec 2005
Slovene Stock Exchange Index (SBI20)	10.83%	6.25%
Slovene Blue-Chip Index (SBI TOP)	13.95%	19.26%
Investment Fund Index (PIX)	3.89%	1.54%
Bond Index (BIO)	-0.05%	-2.86%





ISSUER

Ljubljana Stock Exchange Inc.  
Slovenska 56  
1000 Ljubljana

INFORMATIONS

E-mail:	info@ljse.si
Phone:	+386 1 47-10-211 +386 1 47-10-205
Contact persons:	Saša Cvetanović, Boštjan Šbül

The screenshot shows the homepage of the Ljubljana Stock Exchange (LJSE). At the top, there is a banner with the text "INVESTMENT POINT OF SLOVENIA" and the "BORZA" logo. Below the banner is a navigation menu with links: "WHAT'S NEW", "SECURITIES", "STATISTICAL DATA", "FOR ISSUERS", "FOR INVESTORS", and "ABOUT THE LJSE".

The main content area is divided into several sections:

- Welcome:** A message welcoming visitors to the website.
- QUICK LINKS:** A list of links including "SEOnet", "Daily price list", "Data archives", "List of members", "LJSE Indices", and "Statistical data".
- INDICES AS AT May 10. 2006:** A table showing the change in percentage for four indices:
 

LJSE indices	Change %
SB120	0.53% ▲
SBITOP	0.69% ▲
PIX	0.25% ▲
BIO	-0.04% ▼

 An orange bull icon is positioned to the right of this table.
- PRIME MARKET SHARES on May 9. 2006:** A table showing the value, change in percentage, and turnover for several stocks:
 

Symbol	Value (EUR)	Change in %	Turnover (EURm)
DRKR	10.22	0.00% ▲	0.11
GRVG	23.94	1.78% ▲	0.18
IEKG	22.84	2.62% ▲	0.13
KRKG	666.39	1.97% ▲	1.57
MELR	170.59	0.87% ▲	0.35
MER	155.87	0.96% ▲	0.15
PETG	363.19	2.37% ▲	1.69
- ABOUT THE LJSE:** A section providing market statistics:
  - Market capitalisation (EURm): 14,620.06
  - Turnover (EURm): 5,939,106.15
  - No of securities: 221
- NEW:** A section announcing "Capital Market Day: Frankfurt, 1 June".
- WHAT'S NEW:** A section with "Issuer's announcements >>" listing:
  - GORENJE, d.d., Velenje - The change in the portion of the...
  - MERCATOR, d.d., Ljubljana - The decision of the Competition...
  - MERCATOR, d.d., Ljubljana - Registration of MELR shares in the...
- Stock Exchange announcements >>** and **Statistical announcements >>** are also present.

At the bottom of the page, there are logos for "SBITOP", "gorenje", "KRKA", "MERCATOR", and "PETROL". A "govorni" logo is also visible in the bottom right corner.

---

---

# INDEX

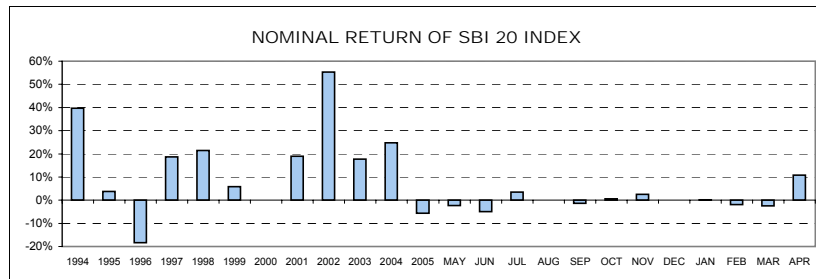
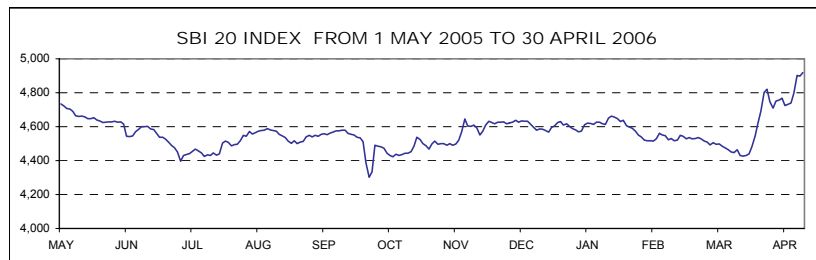
---

	Page
A) STOCK EXCHANGE INDICES	1
<b>A1) Values, yields and movements of Stock Exchange Indices</b>	1
<b>A2) Index compositions</b>	3
B) NUMBER OF ISSUERS, TRADED SECURITIES AND MEMBERS	4
C) TURNOVER	5
<b>C1) Monthly turnover by securities on official market</b>	5
<b>C2) Monthly turnover by securities on semi-official market</b>	7
<b>C3) Monthly turnover by securities on market maker trading segment</b>	10
<b>C4) Most traded securities</b>	12
<b>C5) Turnover by LJSE members</b>	13
<b>C6) Monthly turnover in Years 2005 and 2006</b>	17
D) MARKET CAPITALISATION	20
<b>D1) Market capitalisation of shares</b>	21
<b>D2) Market capitalisation of bonds</b>	24
<b>D3) Market capitalisation of investment funds</b>	26
E) OTHER	27
<b>E1) Indicators (shares on official market)</b>	27
<b>E2) Record values</b>	28
<b>E3) New listed securities and changes</b>	29
F) LIST OF SECURITIES	30
<b>F1) Official market</b>	30
<b>F2) Semi-official market</b>	32

## A) STOCK EXCHANGE INDICES

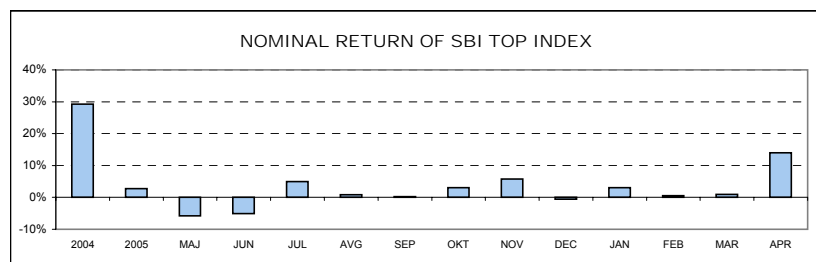
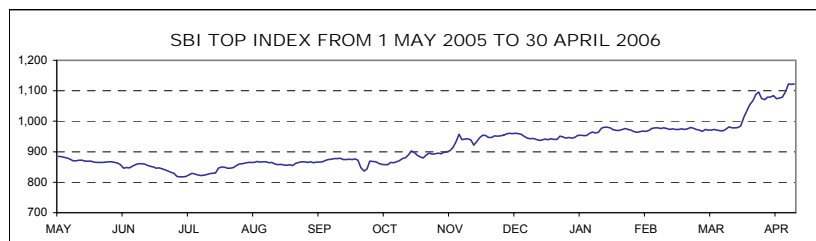
### SBI 20 - SLOVENE STOCK EXCHANGE INDEX

Year	Max	Date	Min	Date	Close	Nominal return
1994	1,804.00	10 May 1994	1,015.92	6 Jan 1994	1,396.81	39.68%
1995	1,590.17	9 Nov 1995	1,016.99	13 July 1995	1,448.75	3.72%
1996	1,589.18	13 Mar 1996	891.93	10 Sept 1996	1,183.26	-18.33%
1997	1,655.36	10 Feb 1997	1,052.44	8 Jan 1997	1,404.70	18.71%
1998	2,026.47	10 Aug 1998	1,378.49	6 Jan 1998	1,705.77	21.43%
1999	1,981.87	19 Feb 1999	1,679.48	5 Jan 1999	1,806.26	5.89%
2000	1,903.66	24 Jan 2000	1,584.23	25 May 2000	1,807.94	0.09%
2001	2,159.35	19 Dec 2001	1,700.24	25 Apr 2001	2,151.59	19.01%
2002	3,547.64	8 Nov 2002	2,140.80	3 Jan 2002	3,356.44	56.00%
2003	4,034.53	5 Dec 2003	3,067.67	3 Jul 2003	3,931.64	17.14%
2004	4,935.29	15 Nov 2004	3,922.74	5 Jan 2004	4,904.48	24.74%
2005	5,131.61	1 Feb 2005	4,301.58	28 Sep 2005	4,630.10	-5.59%
Year 2006	Max	Date	Min	Date	Close	Nominal return
January	4,663.04	25 Jan 2006	4,569.47	10 Jan 2006	4,637.03	0.15%
February	4,606.29	1 Feb 2006	4,515.97	15 Feb 2006	4,549.71	-1.88%
March	4,543.71	1 Mar 2006	4,427.22	29 Mar 2006	4,438.97	-2.43%
April	4,919.59	28 Apr 2006	4,483.79	3 Apr 2006	4,919.59	10.83%



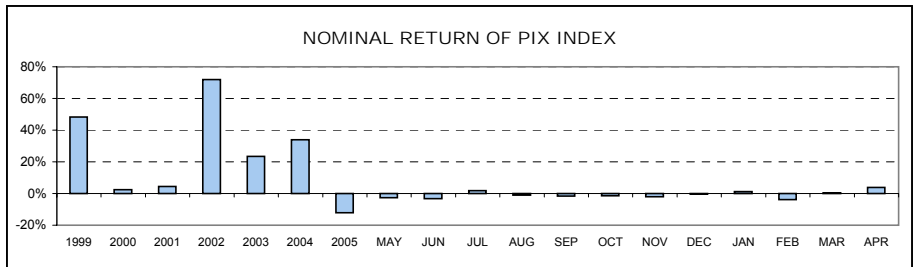
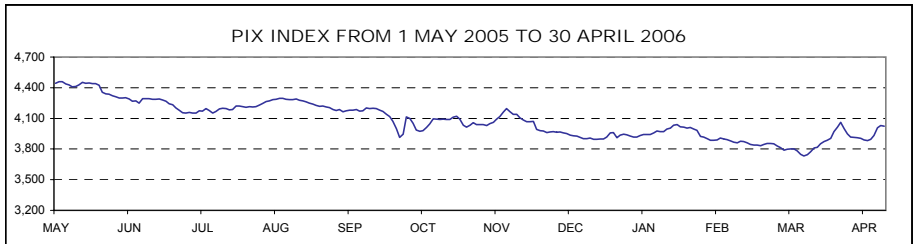
### SBI TOP - SLOVENE BLUE-CHIP INDEX

Year	Max	Date	Min	Date	Close	Nominal return
2003	730.49	4 Dec 2003	534.14	8 Jul 2003	707.94	-
2004	946.60	25 Nov 2004	706.53	5 Jan 2004	915.40	29.30%
2005	960.74	8 Dec 2005	817.33	1 Jul 2005	941.02	2.80%
Year 2006	Max	Date	Min	Date	Close	Nominal return
January	980.74	26 Jan 2006	940.16	3 Jan 2006	970.05	3.08%
February	978.76	3 Feb 2006	963.49	10 Feb 2006	975.50	0.56%
March	984.90	31 Mar 2006	966.92	14 Mar 2006	984.90	0.96%
April	1,122.28	28 Apr 2006	1,014.47	3 Apr 2006	1,122.28	13.95%



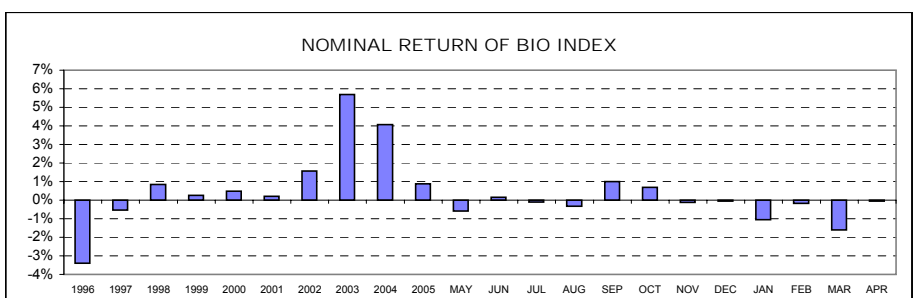
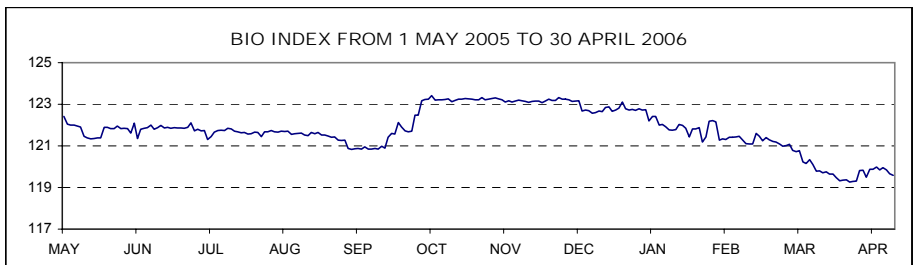
## PIX - INVESTMENT FUNDS INDEX

Year	Max	Date	Min	Date	Close	Nominal return
1999	1,633.77	19 Oct 1999	965.15	29 Apr 1999	1,483.50	48.35%
2000	1,572.13	17 Jan 2000	1,097.07	25 May 2000	1,520.79	2.51%
2001	1,588.02	28 Dec 2001	1,328.44	23 May 2001	1,588.02	4.42%
2002	3,013.05	27 Nov 2002	1,551.00	3 Jan 2002	2,729.73	71.89%
2003	3,374.22	29 Dec 2003	2,558.26	12 Mar 2003	3,372.03	23.53%
2004	4,606.40	26 Nov 2004	3,367.18	5 Jan 2004	4,513.38	33.85%
2005	4,752.47	31 Jan 2005	3,893.96	22 Dec 2005	3,962.29	-12.21%
Year 2006	Max	Date	Min	Date	Close	Nominal return
January	4,038.91	27 Jan 2006	3,910.11	3 Jan 2006	4,013.39	1.29%
February	4,010.39	2 Feb 2006	3,860.13	23 Feb 2006	3,860.63	-3.81%
March	3,872.81	31 Mar 2006	3,733.91	23 Mar 2006	3,872.81	0.32%
April	4,060.37	7 Apr 2006	3,883.82	20 Apr 2006	4,023.30	3.89%



## BIO - STOCK EXCHANGE BOND INDEX

Year	Max	Date	Min	Date	Close	Nominal return
1995	113.52	14 Dec 1995	100.46	5 July 1995	111.68	n.a
1996	111.96	8 Jan 1996	106.61	28 June 1996	107.89	-3.39%
1997	110.97	8 Apr 1997	104.90	29 Jan 1997	107.31	-0.54%
1998	108.22	30 Dec 1998	101.68	25 May 1998	108.22	0.85%
1999	110.52	4 Feb 1999	104.53	16 Aug 1999	108.50	0.26%
2000	109.63	15 Dec 2000	103.96	9 June 2000	109.03	0.49%
2001	110.08	17 Sept 2001	107.81	21 Mar 2001	109.25	0.20%
2002	111.06	27 Dec 2002	107.17	12 Mar 2002	110.96	1.57%
2003	118.14	21 Nov 2003	110.20	24 Jan 2003	117.27	5.69%
2004	122.27	27 Dec 2004	116.28	14 Jan 2004	122.04	4.07%
2005	123.41	7 Oct 2005	120.63	20 Jan 2005	123.11	0.88%
Year 2006	Max	Date	Min	Date	Close	Nominal return
January	122.78	3 Jan 2006	121.43	30 Jan 2006	121.82	-1.05%
February	122.22	9 Feb 2006	121.10	24 Feb 2006	121.60	-0.18%
March	121.46	1 Mar 2006	119.64	30 Mar 2006	119.65	-1.60%
April	119.98	20 Apr 2006	119.26	7 Apr 2006	119.59	-0.05%



## A2) INDEX COMPOSITIONS

### COMPOSITION OF SLOVENE STOCK EXCHANGE INDEX - SBI 20 ON 30 APRIL 2006

Issuer	Trading code	Adjusted number of shares	Base value in SIT	Adjusted share	Sector	Market capitalisation (free float) of index on 30 Apr 2006	Sector share
KRKA	KRKG	570,340	30,026.12	15.00%	pharmaceuticals	85,359,690,854 SIT	17.05%
PETROL	PETG	976,444	22,251.50	15.00%	oil and gas	76,062,282,850 SIT	15.20%
MERCATOR	MELR	1,712,146	4,520.37	13.58%	trade	67,589,582,933 SIT	17.25%
GORENJE	GRVG	7,940,102	2,157.29	9.24%	household appliances	43,548,998,038 SIT	8.70%
PIVOVARNA LAŠKO	PILR	5,276,093	6,199.69	8.55%	food and beverages	41,113,321,571 SIT	8.21%
SAVA	SAVA	879,957	16,791.89	8.16%	industrial conglomerates	39,275,754,350 SIT	12.24%
LUKA KOPER	LKPG	4,138,622	2,310.79	5.66%	transport	28,970,312,614 SIT	12.41%
INTEREUROPA	IEKG	4,747,177	4,919.17	5.21%	transport	25,335,731,121 SIT	
ISTRABENZ	ITBG	2,689,989	2,700.00	4.35%	industrial conglomerates	22,010,135,595 SIT	
HELIOS, DOMŽALE	HDOG	100,684	190,644.74	4.21%	chemical products	19,547,798,600 SIT	5.42%
MERKUR	MER	520,860	18,003.70	4.06%	trade	18,723,026,278 SIT	
JUTEKS	JTKG	360,837	25,503.72	2.02%	building materials	9,273,510,900 SIT	1.85%
TERME ČATEŽ	TCRG	252,991	39,457.14	1.77%	health resort	8,328,463,720 SIT	1.66%
AERODROM LJUBLJANA	AELG	875,928	11,492.98	1.67%	transport	7,798,746,114 SIT	
CINKARNA CELJE	CICG	294,171	23,500.00	1.52%	chemical products	7,568,846,269 SIT	
<b>Market capitalisation of index</b>						<b>500,506,201,808.76</b>	
<b>Share of market capitalisation of shares in index</b>							<b>28.12%</b>

### COMPOSITION OF SLOVENE BLUE-CHIP INDEX - SBI TOP ON 30 APRIL 2006

Issuer	Trading code	Adjusted number of shares	Base value in SIT	Adjusted share	Sector	Market capitalisation (free float) of index on 30 Apr 2006	Sector share
KRKA	KRKG	879,973	162.48	30.00%	farmacija	131,700,780,657 SIT	33.03%
PETROL	PETG	1,473,342	120.41	29.34%	nafta in plin	114,769,260,643 SIT	28.78%
MERCATOR	MELR	1,712,146	24.46	17.61%	trgovina	67,589,582,933 SIT	16.95%
GORENJE	GRVG	7,940,102	10.23	11.97%	gospodinjiski aparati	43,548,998,038 SIT	10.92%
PIVOVARNA LAŠKO	PILR	5,276,093	27.19	11.08%	hrana in pijače	41,113,321,571 SIT	10.31%
<b>Market capitalisation of index</b>						<b>398,721,943,842.37</b>	
<b>Share of market capitalisation of shares in index</b>							<b>22.40%</b>

### COMPOSITION OF INVESTMENT FUNDS INDEX - PIX ON 30 APRIL 2006

Issuer	Trading code	Adjusted number of shares	Base value in SIT	Adjusted share	Market capitalisation of index on 30 Apr 2006
ZLATA MONETA I, ID	ZM1N	96,936,367	23.56	15.00%	13,904,552,482 SIT
NFD 1 DELNIŠKI INVESTICIJSKI SKLAD	NF1N	41,825,057	65.42	15.00%	13,487,744,381 SIT
KD ID	KDIR	7,265,642	577.40	15.00%	12,916,785,691 SIT
INFOND ID	IFIR	5,798,081	1,691.31	15.00%	12,983,990,668 SIT
MAKSIMA ID	MAIR	5,458,486	1,707.96	15.00%	13,163,957,762 SIT
KRONA SENIOR	SNOG	7,316,086	1,677.12	12.81%	11,767,485,366 SIT
ZVON ENA ID	ZVIR	2,277,577	2,500.14	6.11%	5,440,402,628 SIT
INFOND ID 1	IFDR	4,956,471	1,232.99	6.08%	5,262,483,520 SIT
<b>Market capitalisation of index</b>					<b>88,927,402,499 SIT</b>
<b>Share of market capitalisation (inv.funds) in index</b>					<b>60.40%</b>

### COMPOSITION OF STOCK EXCHANGE BOND INDEX - BIO ON 30 APRIL 2006

Bonds	Trading code	Base value	Share
SLOVENSKA ODŠKODNINSKA DRUŽBA 2 <sup>nd</sup> issue	SOS2E	104.03	50.00%
REPUBLIKA SLOVENIJA 53 <sup>rd</sup> issue	RS53	111.12	18.58%
REPUBLIKA SLOVENIJA 26 <sup>th</sup> issue	RS26	110.00	15.90%
REPUBLIKA SLOVENIJA 38 <sup>th</sup> issue	RS38	118.39	15.52%

## B) NUMBER OF ISSUERS, TRADED SECURITIES AND MEMBERS

	31 Dec 2004	31 Dec 2005	31 Mar 2006	30 April 2006
<b>NUMBER OF ISSUERS</b>	<b>172</b>	<b>148</b>	<b>141</b>	<b>143</b>
<b>Official market</b>	<b>40</b>	<b>33</b>	<b>34</b>	<b>34</b>
Prime market shares		7	7	7
Shares	29	18	19	19
Bonds	11	8	8	8
<b>Semi-official market</b>	<b>137</b>	<b>121</b>	<b>114</b>	<b>116</b>
Shares	111	91	87	89
Bonds	15	21	20	20
Investment funds	11	10	8	8
<b>Short term securities</b>	<b>1</b>	<b>1</b>	<b>1</b>	<b>1</b>
	<b>31 Dec 2004</b>	<b>31 Dec 2005</b>	<b>31 Mar 2006</b>	<b>30 April 2006</b>
<b>NUMBER OF SECURITIES</b>	<b>254</b>	<b>227</b>	<b>221</b>	<b>219</b>
<b>Official market</b>	<b>105</b>	<b>88</b>	<b>87</b>	<b>84</b>
Prime market shares		7	7	7
Shares	29	18	19	19
Bonds	76	63	61	58
<b>Semi-official market</b>	<b>149</b>	<b>139</b>	<b>134</b>	<b>137</b>
Shares	113	93	89	91
Bonds	25	36	37	38
Investment funds	11	10	8	8
<b>Short term securities</b>	<b>10</b>	<b>12</b>	<b>12</b>	<b>10</b>
	<b>31 Dec 2004</b>	<b>31 Dec 2005</b>	<b>31 Mar 2006</b>	<b>30 April 2006</b>
<b>NUMBER OF MEMBERS</b>	<b>27</b>	<b>27</b>	<b>27</b>	<b>26</b>

## C) TURNOVER

### C1) TURNOVER BY SECURITIES ON OFFICIAL MARKET IN APRIL 2006

#### 1. Shares

Issue	Total (block trades excluded) (in SIT)	Total (block trades excluded) (in EUR)	Block trades (in SIT)	Cross trades (in SIT)	Share in total turnover (block trades excluded) on official market	Share in turnover (block trades excluded) of shares	Volume in pieces (block trades excluded)	Number of bargains (block trades excluded)
<b>Total shares</b>	<b>18,955,074,034</b>	<b>79,115,213</b>	<b>10,438,473,633</b>	<b>1,194,234,210</b>	<b>98.23%</b>	<b>100.00%</b>	<b>785,386</b>	<b>9,556</b>
<b>Common shares</b>	<b>18,952,490,404</b>	<b>79,104,429</b>	<b>10,438,473,633</b>	<b>1,193,369,181</b>	<b>98.22%</b>	<b>99.99%</b>	<b>784,972</b>	<b>9,547</b>
<b>PRIME MARKET SHARES</b>	<b>16,474,529,574</b>	<b>68,761,808</b>	<b>9,661,989,677</b>	<b>886,512,152</b>	<b>85.38%</b>	<b>86.91%</b>	<b>504,214</b>	<b>7,402</b>
1 MERCATOR	7,292,410,125	30,436,918	5,950,929,829	433,318,625	37.79%	38.47%	171,863	2,689
2 KRKA	6,347,864,423	26,495,095	2,768,725,368	324,839,408	32.90%	33.49%	45,448	2,625
3 PETROL	1,509,191,412	6,299,159	303,902,000	64,214,713	7.82%	7.96%	20,394	907
4 GORENJE	693,299,684	2,893,724	638,432,480	20,718,872	3.59%	3.66%	128,003	565
5 INTEREUROPA	319,665,575	1,334,248	0	8,427,359	1.66%	1.69%	62,635	277
6 DROGA KOLINSKA	178,890,715	746,670	0	20,949,864	0.93%	0.94%	72,076	211
7 MERKUR	133,207,640	555,994	0	14,043,311	0.69%	0.70%	3,795	128
<b>SHARES</b>	<b>2,477,960,830</b>	<b>10,342,621</b>	<b>776,483,956</b>	<b>306,857,029</b>	<b>12.84%</b>	<b>13.07%</b>	<b>280,758</b>	<b>2,145</b>
1 PIVOVARNA LAŠKO	695,089,717	2,901,200	165,173,355	19,731,240	3.60%	3.67%	91,507	339
2 ISTRABENZ	543,706,307	2,269,313	133,409,920	22,021,886	2.82%	2.87%	69,090	567
3 LUKA KOPER	342,363,836	1,428,977	220,525,000	20,917,778	1.77%	1.81%	51,818	371
4 SAVA	278,682,158	1,163,185	257,375,681	27,692,416	1.44%	1.47%	6,552	289
5 SALUS, LJUBLJANA	182,610,022	762,191	0	123,375,010	0.95%	0.96%	1,484	59
6 AUTOCOMMERCE	130,974,440	546,688	0	1,931,512	0.68%	0.69%	15,918	90
7 TERMÉ ČATEŽ	94,504,475	394,450	0	58,185,263	0.49%	0.50%	2,894	51
8 AERODROM LJUBLJANA	93,972,018	392,221	0	22,393,857	0.49%	0.50%	10,472	140
9 ŽITO	57,972,076	241,970	0	1,725,010	0.30%	0.31%	2,048	105
10 ETOL	29,195,925	121,862	0	1,476,000	0.15%	0.15%	615	36
11 EMONA OBALA	14,128,978	58,973	0	1,316,475	0.07%	0.07%	23,544	44
12 DELO PRODAJA	5,949,848	24,834	0	5,379,200	0.03%	0.03%	1,591	14
13 DELO	3,915,438	16,343	0	52,800	0.02%	0.02%	158	11
14 GEODETSKI ZAVOD SLOVENIJE	2,083,598	8,697	0	0	0.01%	0.01%	924	4
15 COMET	1,250,945	5,221	0	241,380	0.01%	0.01%	721	9
16 KOMPAS MTS	756,235	3,156	0	0	0.00%	0.00%	1,036	6
17 NIKA	555,250	2,318	0	413,250	0.00%	0.00%	155	4
18 MLINOTEST	249,564	1,042	0	3,952	0.00%	0.00%	231	6
<b>Preferred shares</b>	<b>2,583,630</b>	<b>10,784</b>	<b>0</b>	<b>865,029</b>	<b>0.01%</b>	<b>0.01%</b>	<b>414</b>	<b>9</b>
1 PROBANKA	2,583,630	10,784	0	865,029	0.01%	0.01%	414	9



2. Bonds

Issue	Total (block trades excluded) (in SIT)	Total (block trades excluded) (in EUR)	Block trades (in SIT)	Cross trades (in SIT)	Share in total turnover (block trades excluded) on official market	Share in turnover (block trades excluded) of bonds	Volume in pieces (block trades excluded)	Number of bargains (block trades excluded)
<b>Total bonds</b>	<b>341,002,497</b>	<b>1,423,305</b>	<b>1,713,346,391</b>	<b>174,892,119</b>	<b>1.77%</b>	<b>100.00%</b>	<b>114,606</b>	<b>421</b>
1 REPUBLIKA SLOVENIJA 39 <sup>th</sup> issue	55,620,507	232,153	0	16,570,834	0.29%	16.31%	94,193	198
2 REPUBLIKA SLOVENIJA 62 <sup>nd</sup> issue	40,938,800	170,873	0	13,966,500	0.21%	12.01%	4,339	5
3 REPUBLIKA SLOVENIJA 21 <sup>st</sup> issue	36,507,281	152,379	0	19,208,614	0.19%	10.71%	4,905	22
4 REPUBLIKA SLOVENIJA 58 <sup>th</sup> issue	20,026,142	83,588	0	118,200	0.10%	5.87%	2,017	20
5 NLB 13 <sup>th</sup> issue	18,921,000	78,973	0	10,591,000	0.10%	5.55%	159	9
6 ABANKA 6 <sup>th</sup> issue	17,525,284	73,150	38,641,340	17,525,284	0.09%	5.14%	700	1
7 REPUBLIKA SLOVENIJA 33 <sup>rd</sup> issue	17,466,936	72,905	0	0	0.09%	5.12%	97	2
8 REPUBLIKA SLOVENIJA 53 <sup>rd</sup> issue	16,568,172	69,154	267,035,087	8,516,987	0.09%	4.86%	645	22
9 NLB 10 <sup>th</sup> issue	15,666,760	65,392	225,792,000	15,666,760	0.08%	4.59%	153	9
10 ABANKA VIPA 7 <sup>th</sup> issue	14,440,776	60,272	324,178,913	14,440,776	0.07%	4.23%	580	2
11 REPUBLIKA SLOVENIJA 37 <sup>th</sup> issue	12,364,660	51,609	0	12,364,660	0.06%	3.63%	1,147	10
12 BTC 2 <sup>nd</sup> issue	10,022,186	41,831	0	2,889,735	0.05%	2.94%	409	4
13 REPUBLIKA SLOVENIJA 27 <sup>th</sup> issue	7,855,128	32,786	0	7,483,828	0.04%	2.30%	778	8
14 REPUBLIKA SLOVENIJA 26 <sup>th</sup> issue	7,449,971	31,095	514,381,135	4,620,777	0.04%	2.18%	294	12
15 REPUBLIKA SLOVENIJA 52 <sup>nd</sup> issue	6,989,150	29,172	0	0	0.04%	2.05%	665	1
16 REPUBLIKA SLOVENIJA 48 <sup>th</sup> issue	6,197,366	25,867	0	5,701,429	0.03%	1.82%	246	7
17 BTC 1 <sup>st</sup> issue	5,221,808	21,795	0	0	0.03%	1.53%	1,414	10
18 REPUBLIKA SLOVENIJA 50 <sup>th</sup> issue	5,158,755	21,532	0	5,158,755	0.03%	1.51%	209	3
19 REPUBLIKA SLOVENIJA 29 <sup>th</sup> issue	5,077,166	21,192	0	4,975,527	0.03%	1.49%	199	5
20 REPUBLIKA SLOVENIJA 31 <sup>st</sup> issue	3,605,135	15,047	0	3,605,135	0.02%	1.06%	351	11
21 REPUBLIKA SLOVENIJA 55 <sup>th</sup> issue	3,397,999	14,183	0	270,027	0.02%	1.00%	340	11
22 ABANKA 4 <sup>th</sup> issue	2,776,152	11,587	0	2,681,263	0.01%	0.81%	117	5
23 REPUBLIKA SLOVENIJA 32 <sup>nd</sup> issue	2,488,661	10,387	0	2,488,661	0.01%	0.73%	99	5
24 REPUBLIKA SLOVENIJA 38 <sup>th</sup> issue	1,947,231	8,128	293,317,916	1,289,204	0.01%	0.57%	71	8
25 STANOVANJSKI SKLAD RS 2 <sup>nd</sup> issue	1,554,570	6,489	0	1,554,570	0.01%	0.46%	24	4
26 REPUBLIKA SLOVENIJA 54 <sup>th</sup> issue	1,180,218	4,926	0	1,180,218	0.01%	0.35%	105	3
27 REPUBLIKA SLOVENIJA 44 <sup>th</sup> issue	776,300	3,240	0	776,300	0.00%	0.23%	70	3
28 STANOVANJSKI SKLAD RS 1 <sup>st</sup> issue	697,089	2,910	0	514,516	0.00%	0.20%	126	4
29 REPUBLIKA SLOVENIJA 49 <sup>th</sup> issue	685,096	2,859	0	0	0.00%	0.20%	7	2
30 REPUBLIKA SLOVENIJA 56 <sup>th</sup> issue	589,764	2,462	0	188,064	0.00%	0.17%	57	4
31 REPUBLIKA SLOVENIJA 60 <sup>th</sup> issue	497,000	2,074	0	0	0.00%	0.15%	50	2
32 HOTELI BERNARDIN	468,249	1,954	0	468,249	0.00%	0.14%	8	4
33 BANKA VIPA 4 <sup>th</sup> issue	244,939	1,022	0	0	0.00%	0.07%	21	1
34 BANKA VIPA 3 <sup>rd</sup> issue	34,875	146	0	34,875	0.00%	0.01%	9	2
35 REPUBLIKA SLOVENIJA 18 <sup>th</sup> issue	26,018	109	0	26,018	0.00%	0.01%	1	1
36 BANKA VIPA 5 <sup>th</sup> issue	15,353	64	0	15,353	0.00%	0.00%	1	1
37 REPUBLIKA SLOVENIJA 25 <sup>th</sup> issue	0	0	0	0	0.00%	0.00%	0	0
38 BANKA CELJE 5 <sup>th</sup> issue	0	0	0	0	0.00%	0.00%	0	0
39 REPUBLIKA SLOVENIJA 59 <sup>th</sup> issue	0	0	50,000,000	0	0.00%	0.00%	0	0
40 NLB 9 <sup>th</sup> issue	0	0	0	0	0.00%	0.00%	0	0
41 NLB 12 <sup>th</sup> issue	0	0	0	0	0.00%	0.00%	0	0
42 REPUBLIKA SLOVENIJA 61 <sup>st</sup> issue	0	0	0	0	0.00%	0.00%	0	0
43 NOVA KBM 5 <sup>th</sup> issue	0	0	0	0	0.00%	0.00%	0	0
44 NLB 16 <sup>th</sup> issue	0	0	0	0	0.00%	0.00%	0	0
45 BANKA CELJE 4 <sup>th</sup> issue	0	0	0	0	0.00%	0.00%	0	0
46 NOVA KBM 8 <sup>th</sup> issue	0	0	0	0	0.00%	0.00%	0	0
47 BANKA VIPA 7 <sup>th</sup> issue	0	0	0	0	0.00%	0.00%	0	0
48 BANKA CELJE 8 <sup>th</sup> issue	0	0	0	0	0.00%	0.00%	0	0
49 NLB 18 <sup>th</sup> issue	0	0	0	0	0.00%	0.00%	0	0
50 NOVA KBM 7 <sup>th</sup> issue	0	0	0	0	0.00%	0.00%	0	0
51 BANKA CELJE 6 <sup>th</sup> issue A series	0	0	0	0	0.00%	0.00%	0	0
52 NOVA KBM 6 <sup>th</sup> issue	0	0	0	0	0.00%	0.00%	0	0
53 NOVA KBM 3 <sup>rd</sup> issue B series	0	0	0	0	0.00%	0.00%	0	0
54 NLB 17 <sup>th</sup> issue	0	0	0	0	0.00%	0.00%	0	0
55 NOVA KBM 3 <sup>rd</sup> issue A series	0	0	0	0	0.00%	0.00%	0	0
56 ABANKA 5 <sup>th</sup> issue	0	0	0	0	0.00%	0.00%	0	0
57 BANKA VIPA 6 <sup>th</sup> issue	0	0	0	0	0.00%	0.00%	0	0
58 NLB 11 <sup>th</sup> issue	0	0	0	0	0.00%	0.00%	0	0
59 BANKA CELJE 7 <sup>th</sup> issue	0	0	0	0	0.00%	0.00%	0	0
60 NLB 19 <sup>th</sup> issue	0	0	0	0	0.00%	0.00%	0	0
61 REPUBLIKA SLOVENIJA 23 <sup>rd</sup> issue	0	0	0	0	0.00%	0.00%	0	0
<b>Total official market</b>	<b>19,296,076,531</b>	<b>80,538,518</b>	<b>12,151,820,024</b>	<b>1,369,126,329</b>	<b>100.00%</b>	<b>-</b>	<b>899,992</b>	<b>9,977</b>

## C2) TURNOVER BY SECURITIES ON SEMI-OFFICIAL MARKET IN APRIL 2006

## 1. Shares (1)

Issue	Total (block trades excluded) (in SIT)	Total (block trades excluded) (in EUR)	Block trades (in SIT)	Cross trades (in SIT)	Share in total turnover (block trades excluded) on semi-official market	Share in turnover (block trades excluded) of shares	Volume in pieces (block trades excluded)	Number of bargains (block trades excluded)
<b>Total shares</b>	<b>1,797,497,008</b>	<b>7,502,537</b>	<b>3,562,477,145</b>	<b>162,763,940</b>	<b>38.65%</b>	<b>100.00%</b>	<b>1,523,072</b>	<b>7,365</b>
<b>Total common shares</b>	<b>1,787,368,404</b>	<b>7,460,262</b>	<b>3,562,477,145</b>	<b>162,657,264</b>	<b>38.43%</b>	<b>99.44%</b>	<b>1,521,421</b>	<b>7,228</b>
1 MAKSIMA HOLDING	402,239,447	1,678,906	0	1,409,302	8.65%	22.38%	409,640	503
2 INFOND HOLDING	347,149,293	1,448,972	0	16,011,388	7.46%	19.31%	427,098	567
3 KD HOLDING	126,711,392	528,876	781,820,000	3,580,108	2.72%	7.05%	11,951	337
4 ZVON ENA HOLDING	82,831,137	345,726	37,865,100	20,736,335	1.78%	4.61%	45,200	408
5 LESNINA	68,836,840	287,313	0	5,130,803	1.48%	3.83%	267	49
6 NFD HOLDING	68,072,458	284,125	1,965,786,757	9,242,659	1.46%	3.79%	112,784	842
7 GORENJSKI TISK	67,012,041	279,702	279,407,700	7,261,200	1.44%	3.73%	21,119	99
8 ETRA 33	55,600,692	232,068	0	17,530,501	1.20%	3.09%	568	36
9 HELIOS, DOMŽALE	53,318,456	222,546	0	2,114,000	1.15%	2.97%	278	54
10 TRIGLAV, FINANČNA DRUŽBA	53,113,146	221,687	0	9,163,791	1.14%	2.95%	30,109	459
11 ISKRA AVTOELEKTRIKA	51,717,289	215,859	0	4,089,116	1.11%	2.88%	5,752	56
12 JUTEKS	48,814,804	203,746	0	6,652,824	1.05%	2.72%	1,902	68
13 CINKARNA CELJE	43,303,078	180,742	0	9,766,461	0.93%	2.41%	1,776	44
14 ZVON DVA HOLDING	41,529,683	173,341	0	2,431,014	0.89%	2.31%	114,206	452
15 KD GROUP	30,232,000	126,181	130,138,813	5,032,000	0.65%	1.68%	252	15
16 AKTIVA NALOŽBE	27,008,500	112,731	0	4,436,500	0.58%	1.50%	28,430	258
17 KS2 NALOŽBE	26,554,688	110,836	0	3,074,080	0.57%	1.48%	26,554	344
18 ZLATA MONETA II	21,783,491	90,921	0	1,617,552	0.47%	1.21%	47,732	230
19 MERCATA	21,216,943	88,557	0	4,121,835	0.46%	1.18%	32,227	142
20 TRIGLAV NALOŽBE	18,594,920	77,612	0	1,002,820	0.40%	1.03%	48,934	424
21 VIPA HOLDING	17,304,322	72,226	367,458,975	5,246,026	0.37%	0.96%	18,147	132
22 NIKO	13,698,000	57,174	0	6,120,000	0.29%	0.76%	406	15
23 ALPETOUR POTOVALNA AGENCIJA	11,625,159	48,522	0	10,019,399	0.25%	0.65%	4,218	48
24 MAKSIMA INVEST	9,483,966	39,585	0	152,419	0.20%	0.53%	30,835	452
25 FINIRA	6,561,467	27,387	0	172,272	0.14%	0.37%	9,258	40
26 LIP BLEJ	6,141,427	25,633	0	532,760	0.13%	0.34%	4,603	14
27 INFOND HOLDING 1	6,113,038	25,515	0	216,922	0.13%	0.34%	15,574	398
28 MELAMIN	4,883,347	20,383	0	123,750	0.10%	0.27%	938	15
29 JAVOR PIVKA	4,773,465	19,924	0	0	0.10%	0.27%	9,115	9
30 HRAM HOLDING	4,473,061	18,670	0	375,010	0.10%	0.25%	10,875	77
31 MODRA LINIJA HOLDING	4,037,500	16,852	0	2,431,000	0.09%	0.22%	4,750	71
32 TOSAMA	3,954,320	16,505	0	0	0.09%	0.22%	395	16
33 VIZIJA HOLDING	3,788,950	15,814	0	0	0.08%	0.21%	6,889	57
34 VIZIJA HOLDING ENA	3,234,500	13,500	0	0	0.07%	0.18%	6,469	57
35 M1	3,148,095	13,140	0	83,983	0.07%	0.18%	7,802	167
36 TRDNJAVA HOLDING	3,076,005	12,839	0	594,905	0.07%	0.17%	10,355	30
37 POM-INVEST	2,257,356	9,422	0	250,400	0.05%	0.13%	18	9
38 MEDALJON	2,160,569	9,018	0	478,069	0.05%	0.12%	1,080	5
39 BELINKA	2,130,460	8,892	0	4,000	0.05%	0.12%	530	10
40 SLOVENIJALES	1,907,470	7,961	0	330,000	0.04%	0.11%	173	10
41 PLAMA - PUR	1,712,390	7,147	0	409,920	0.04%	0.10%	661	5
42 DZS	1,501,758	6,268	0	115,521	0.03%	0.08%	273	7
43 GRAND HOTEL UNION	1,420,639	5,930	0	0	0.03%	0.08%	537	7
44 MITOL SEŽANA	1,316,000	5,493	0	0	0.03%	0.07%	329	4
45 JATA EMONA	1,223,940	5,109	0	0	0.03%	0.07%	1,621	7
46 KRONA HOLDING	985,435	4,113	0	0	0.02%	0.05%	1,786	13
47 MK TISKARNA	903,800	3,772	0	0	0.02%	0.05%	302	6
48 FOND INVEST	853,919	3,564	0	26,480	0.02%	0.05%	707	63
49 MARINA PORTOROŽ	845,595	3,529	0	0	0.02%	0.05%	88	6
50 CAPITA	823,350	3,437	0	0	0.02%	0.05%	1,497	6
51 MIP	783,000	3,268	0	0	0.02%	0.04%	522	4
52 HIDRO TEHNIK	580,000	2,421	0	0	0.01%	0.03%	196	5
53 TRDNJAVA I HOLDING	549,895	2,295	0	90,170	0.01%	0.03%	1,549	11
54 COLOR	505,372	2,109	0	0	0.01%	0.03%	228	16
55 TOVARNA SLADKORJA ORMOŽ	479,808	2,003	0	0	0.01%	0.03%	96	2
56 SIJAJ HRASTNIK	456,023	1,903	0	315,019	0.01%	0.03%	152	5
57 NAMA	301,980	1,260	0	0	0.01%	0.02%	92	3
58 MEDVEŠEK PUŠNIK	260,000	1,085	0	0	0.01%	0.01%	13	2
59 GEA	255,179	1,065	0	0	0.01%	0.01%	426	5
60 IMP ČRPALKE LJUBLJANA	254,000	1,060	0	0	0.01%	0.01%	127	6
61 GOZDNO GOSPODARSTVO BLEJ	230,400	962	0	0	0.00%	0.01%	144	2
62 ŽELEZARNA RAVNE - MONTER DRAVOGRAD	218,500	912	0	0	0.00%	0.01%	141	4
63 LESNINA EMMI	146,230	610	0	0	0.00%	0.01%	382	4
64 POM NALOŽBE	114,000	476	0	114,000	0.00%	0.01%	3	3
65 TERME DOBRNA	87,600	366	0	0	0.00%	0.00%	87	4
66 LIZ INŽENIRING	58,500	244	0	0	0.00%	0.00%	39	2
67 GEA COLLEGE	50,650	211	0	50,650	0.00%	0.00%	41	2
68 ŽITO INTES	38,500	161	0	0	0.00%	0.00%	154	1
69 JADRAN	13,800	58	0	0	0.00%	0.00%	3	1
70 INLES	4,566	19	0	0	0.00%	0.00%	13	1

## 1. Shares (2)

Issue	Total (block trades excluded) (in SIT)	Total (block trades excluded) (in EUR)	Block trades (in SIT)	Cross trades (in SIT)	Share in total turnover (block trades excluded) on semi-official market	Share in turnover (block trades excluded) of shares	Volume in pieces (block trades excluded)	Number of bargains (block trades excluded)
71 ZDRAVILIŠČE ROGAŠKA	500	2	0	0	0.00%	0.00%	2	1
72 VELANA	300	1	0	300	0.00%	0.00%	1	1
73 INTARA	0	0	0	0	0.00%	0.00%	0	0
74 JELEN GOSTINSKO PODJETJE	0	0	0	0	0.00%	0.00%	0	0
75 ALPOS	0	0	0	0	0.00%	0.00%	0	0
76 KOŠAKI TMI	0	0	0	0	0.00%	0.00%	0	0
77 STOLARNA DOBREPOLJE	0	0	0	0	0.00%	0.00%	0	0
78 CETIS	0	0	0	0	0.00%	0.00%	0	0
79 AVTOPREVOZNIŠTVO IN SERVISI	0	0	0	0	0.00%	0.00%	0	0
80 TEKSTINA	0	0	0	0	0.00%	0.00%	0	0
81 GORIŠKE OPEKARNE	0	0	0	0	0.00%	0.00%	0	0
82 SWATY	0	0	0	0	0.00%	0.00%	0	0
83 INTERTRADE ITA	0	0	0	0	0.00%	0.00%	0	0
84 RTC KRVAVEC	0	0	0	0	0.00%	0.00%	0	0
85 EGOLES	0	0	0	0	0.00%	0.00%	0	0
86 CREINA	0	0	0	0	0.00%	0.00%	0	0
87 ELMO	0	0	0	0	0.00%	0.00%	0	0
88 LIV POSTOJNA	0	0	0	0	0.00%	0.00%	0	0
<b>Preferred shares</b>	<b>10,128,604</b>	<b>42,275</b>	<b>0</b>	<b>106,676</b>	<b>0.22%</b>	<b>0.56%</b>	<b>1,651</b>	<b>137</b>
1 KD HOLDING	9,848,604	41,106	0	106,676	0.21%	0.55%	1,631	134
2 PRVA POKOJNINSKA DRUŽBA	280,000	1,169	0	0	0.01%	0.02%	20	3
3 ZDRAVILIŠČE ROGAŠKA	0	0	0	0	0.00%	0.00%	0	0

## 2. Bonds

Issue	Total (block trades excluded) (in SIT)	Total (block trades excluded) (in EUR)	Block trades (in SIT)	Cross trades (in SIT)	Share in total turnover (block trades excluded) on semi-official market	Share in turnover (block trades excluded) of bonds	Volume in pieces (block trades excluded)	Number of bargains (block trades excluded)
<b>Total bonds</b>	<b>1,182,077,586</b>	<b>4,933,819</b>	<b>1,264,839,014</b>	<b>205,575,857</b>	<b>25.41%</b>	<b>100.00%</b>	<b>94,170</b>	<b>378</b>
1 SLOVENSKA ODŠKODNINSKA DRUŽBA 2 <sup>nd</sup> issue	1,145,495,178	4,781,128	322,378,535	185,517,154	24.63%	96.91%	92,897	367
2 KD HOLDING 2 <sup>nd</sup> issue	16,523,705	68,968	61,542,584	0	0.36%	1.40%	690	3
3 KD HOLDING 1 <sup>st</sup> issue	8,646,023	36,087	0	8,646,023	0.19%	0.73%	345	1
4 FACTOR BANKA 6 <sup>th</sup> issue	7,365,664	30,744	0	7,365,664	0.16%	0.62%	74	6
5 FMR	4,047,016	16,892	0	4,047,016	0.09%	0.34%	164	1
6 POŠTNA BANKA SLOVENIJE 2 <sup>nd</sup> issue	0	0	0	0	0.00%	0.00%	0	0
7 POTEZA NALOŽBE	0	0	0	0	0.00%	0.00%	0	0
8 CIMOS 1 <sup>st</sup> issue	0	0	0	0	0.00%	0.00%	0	0
9 DARS 3 <sup>rd</sup> issue	0	0	349,020,000	0	0.00%	0.00%	0	0
10 FACTOR BANKA 8 <sup>th</sup> issue	0	0	0	0	0.00%	0.00%	0	0
11 ZAVAROVALNICA TRIGLAV 4 <sup>th</sup> issue	0	0	142,807,410	0	0.00%	0.00%	0	0
12 ABANKA VIPA 8 <sup>th</sup> issue	0	0	0	0	0.00%	0.00%	0	0
13 DBS 4 <sup>th</sup> issue	0	0	0	0	0.00%	0.00%	0	0
14 AUTOCOMMERCE 1 <sup>st</sup> issue	0	0	0	0	0.00%	0.00%	0	0
15 NLB 14 <sup>th</sup> issue	0	0	0	0	0.00%	0.00%	0	0
16 PROBANKA 6 <sup>th</sup> issue	0	0	0	0	0.00%	0.00%	0	0
17 BANKA CELJE 9 <sup>th</sup> issue	0	0	300,000,000	0	0.00%	0.00%	0	0
18 FACTOR BANKA 9 <sup>th</sup> issue	0	0	0	0	0.00%	0.00%	0	0
19 PROBANKA 4 <sup>th</sup> issue	0	0	0	0	0.00%	0.00%	0	0
20 POŠTNA BANKA SLOVENIJE 7 <sup>th</sup> issue	0	0	0	0	0.00%	0.00%	0	0
21 DEOS 1 <sup>st</sup> issue	0	0	0	0	0.00%	0.00%	0	0
22 FACTOR BANKA 10 <sup>th</sup> issue	0	0	0	0	0.00%	0.00%	0	0
23 DARS	0	0	57,010,000	0	0.00%	0.00%	0	0
24 ABANKA VIPA 9 <sup>th</sup> issue	0	0	0	0	0.00%	0.00%	0	0
25 POŠTNA BANKA SLOVENIJE 6 <sup>th</sup> issue	0	0	0	0	0.00%	0.00%	0	0
26 POŠTNA BANKA SLOVENIJE 5 <sup>th</sup> issue	0	0	0	0	0.00%	0.00%	0	0
27 PROBANKA 5 <sup>th</sup> issue	0	0	0	0	0.00%	0.00%	0	0
28 NLB 8 <sup>th</sup> issue	0	0	0	0	0.00%	0.00%	0	0
29 POSLOVNI SISTEM MERCATOR	0	0	0	0	0.00%	0.00%	0	0
30 SIP STROJNA INDUSTRIJA 1 <sup>st</sup> issue B series	0	0	0	0	0.00%	0.00%	0	0
31 BANKA ZASAVJE 3 <sup>rd</sup> issue	0	0	0	0	0.00%	0.00%	0	0
32 NLB 15 <sup>th</sup> issue	0	0	0	0	0.00%	0.00%	0	0
33 STANOVANJSKI SKLAD RS 3 <sup>rd</sup> issue	0	0	0	0	0.00%	0.00%	0	0
34 DARS 2 <sup>nd</sup> issue	0	0	0	0	0.00%	0.00%	0	0
35 PROBANKA 7 <sup>th</sup> issue	0	0	0	0	0.00%	0.00%	0	0
36 ABANKA VIPA 10 <sup>th</sup> issue	0	0	32,080,485	0	0.00%	0.00%	0	0
37 FACTOR BANKA 11 <sup>th</sup> issue	0	0	0	0	0.00%	0.00%	0	0
38 FACTOR BANKA 12 <sup>th</sup> issue	0	0	0	0	0.00%	0.00%	0	0
<b>Total semi-official market (shares and bonds)</b>	<b>2,979,574,594</b>	<b>12,436,356</b>	<b>4,827,316,159</b>	<b>368,339,797</b>	<b>64.06%</b>	<b>-</b>	<b>1,617,242</b>	<b>7,743</b>

### 3. Investment funds

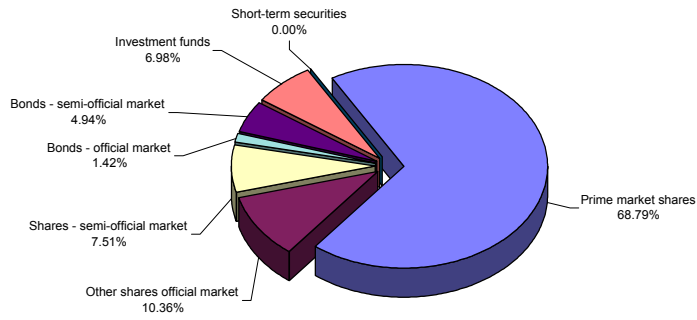
Issue	Total (block trades excluded) (in SIT)	Total (block trades excluded) (in EUR)	Block trades (in SIT)	Cross trades (in SIT)	Share in total turnover (block trades excluded) on semi-official market	Share in turnover (block trades excluded) of investment funds	Volume in pieces (block trades excluded)	Number of bargains (block trades excluded)
<b>Total investment funds</b>	<b>1,671,641,025</b>	<b>6,977,179</b>	<b>2,897,388,211</b>	<b>233,194,388</b>	<b>35.94%</b>	<b>100.00%</b>	<b>3,806,140</b>	<b>4,220</b>
1 NFD 1 DELNIŠKI INVESTICIJSKI SKLAD	491,266,807	2,050,473	127,593,111	83,228,212	10.56%	29.39%	1,570,826	813
2 KD ID	287,560,702	1,200,243	0	40,112,651	6.18%	17.20%	161,125	660
3 ZLATA MONETA I, ID	242,328,474	1,011,440	30,062,250	14,587,024	5.21%	14.50%	1,742,227	452
4 MAKSIMA ID	217,381,919	907,318	833,832,500	59,115,136	4.67%	13.00%	90,220	570
5 INFOND ID	189,974,817	792,927	832,128,750	6,889,346	4.08%	11.36%	84,742	561
6 KRONA SENIOR	164,247,023	685,541	1,037,484,500	11,345,867	3.53%	9.83%	105,519	320
7 ZVON ENA ID	44,493,928	185,710	0	14,372,199	0.96%	2.66%	18,764	398
8 INFOND ID 1	34,387,355	143,527	36,287,100	3,543,953	0.74%	2.06%	32,717	446
<b>Short-term securities</b>	<b>#REF!</b>	<b>#REF!</b>	<b>0</b>	<b>0</b>	<b>#REF!</b>	<b>-</b>	<b>#REF!</b>	<b>#REF!</b>
<b>Total semi-official market</b>	<b>4,651,215,619</b>	<b>19,413,535</b>	<b>7,724,704,370</b>	<b>601,534,185</b>	<b>100.00%</b>	<b>-</b>	<b>5,423,382</b>	<b>11,963</b>
<b>Total turnover on BTS system</b>	<b>#REF!</b>	<b>#REF!</b>	<b>19,876,524,394</b>	<b>1,970,660,514</b>	<b>-</b>	<b>-</b>	<b>#REF!</b>	<b>#REF!</b>

### C3) TURNOVER BY SECURITIES ON MARKET MAKER TRADING SEGMENT\* IN MARCH 2006

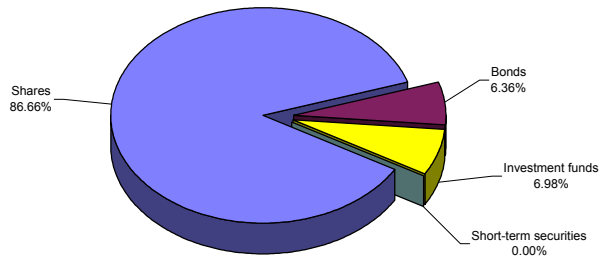
Issue	Total (in SIT)	Total (in EUR)	Share in turnover on market maker segment of individual type of securities	Share in turnover on market maker segment	Volume in pieces	Number of bargains
<b>Total bonds</b>	<b>34,253,471,480</b>	<b>142,969,768</b>	<b>100.00%</b>	<b>74.10%</b>	<b>3,499,495</b>	<b>81</b>
1 REPUBLIKA SLOVENIJA 62 <sup>nd</sup> issue	11,730,362,240	48,961,656	34.25%	25.38%	1,259,316	27
2 REPUBLIKA SLOVENIJA 61 <sup>st</sup> issue	9,188,669,900	38,352,159	26.83%	19.88%	939,437	14
3 REPUBLIKA SLOVENIJA 58 <sup>th</sup> issue	3,976,200,000	16,596,419	11.61%	8.60%	400,000	2
4 REPUBLIKA SLOVENIJA 55 <sup>th</sup> issue	2,941,050,000	12,275,451	8.59%	6.36%	290,000	7
5 REPUBLIKA SLOVENIJA 57 <sup>th</sup> issue	2,816,595,000	11,755,830	8.22%	6.09%	266,000	20
6 REPUBLIKA SLOVENIJA 54 <sup>th</sup> issue	1,281,900,000	5,350,499	3.74%	2.77%	113,000	2
7 REPUBLIKA SLOVENIJA 59 <sup>th</sup> issue	1,183,047,800	4,937,839	3.45%	2.56%	118,100	6
8 REPUBLIKA SLOVENIJA 60 <sup>th</sup> issue	1,135,646,540	4,739,915	3.32%	2.46%	113,642	3
9 REPUBLIKA SLOVENIJA 52 <sup>nd</sup> issue	0	0	0.00%	0.00%	0	0
10 REPUBLIKA SLOVENIJA 56 <sup>th</sup> issue	0	0	0.00%	0.00%	0	0
<b>Treasury bills</b>	<b>11,974,329,806</b>	<b>49,978,938</b>	<b>100.00%</b>	<b>25.90%</b>	<b>1,220,184</b>	<b>45</b>
1 Twelve-months Treasury Bills 36 <sup>th</sup> issue	4,278,817,020	17,859,049	35.73%	9.26%	441,500	19
2 Twelve-months Treasury Bills 33 <sup>rd</sup> issue	2,918,595,270	12,182,038	24.37%	6.31%	296,000	7
3 Six-months Treasury Bills 38 <sup>th</sup> issue	1,240,736,800	5,178,526	10.36%	2.68%	125,000	5
4 Twelve-months Treasury Bills 32 <sup>nd</sup> issue	1,088,832,800	4,544,508	9.09%	2.36%	110,000	1
5 Twelve-months Treasury Bills 31 <sup>st</sup> issue	773,497,466	3,228,394	6.46%	1.67%	77,684	2
6 Twelve-months Treasury Bills 35 <sup>th</sup> issue	585,140,800	2,442,291	4.89%	1.27%	60,000	5
7 Six-months Treasury Bills 37 <sup>th</sup> issue	549,543,700	2,293,718	4.59%	1.19%	55,000	3
8 Twelve-months Treasury Bills 34 <sup>th</sup> issue	489,745,800	2,044,140	4.09%	1.06%	50,000	2
9 Six-months Treasury Bills 39 <sup>th</sup> issue	49,420,150	206,274	0.41%	0.11%	5,000	1
10 Three-months Treasury Bills 93 <sup>rd</sup> issue	0	0	0.00%	0.00%	0	0
11 Three-months Treasury Bills 94 <sup>th</sup> issue	0	0	0.00%	0.00%	0	0
12 Three-months Treasury Bills 95 <sup>th</sup> issue	0	0	0.00%	0.00%	0	0
<b>Total market maker trading segment*</b>	<b>46,227,801,286</b>	<b>192,948,706</b>	<b>-</b>	<b>100.00%</b>	<b>4,719,679</b>	<b>126</b>

\*special segment for trading in securities by Republic of Slovenia.

Structure of turnover by securities in April 2006



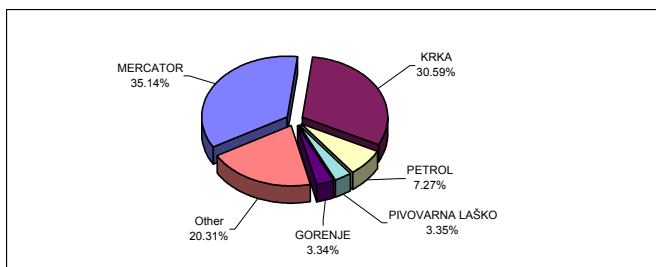
Structure of turnover by securities - all markets - April 2006



## C4) MOST TRADED SECURITIES IN APRIL 2006

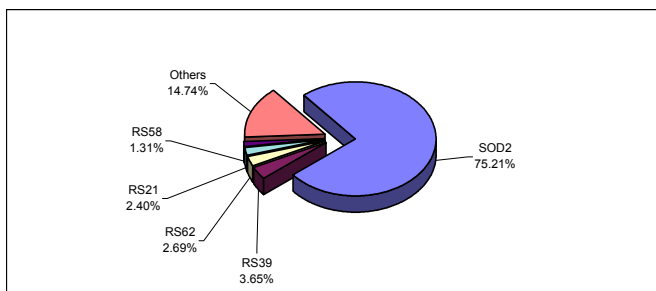
### MOST TRADED SHARES

Issuer	Turnover (in SITm) - order book trades only	Market capitalisation as of 30 Apr 2006 (in SITm)	Number of bargains - order book trades only
MERCATOR	7,292	126,661	2,689
KRKA	6,348	530,204	2,625
PETROL	1,509	162,517	907
PIVOVARNA LAŠKO	695	66,834	339
GORENJE	693	66,913	565
Other	4,215	829,095	9,796
<b>Total</b>	<b>20,753</b>	<b>1,782,223</b>	<b>16,921</b>



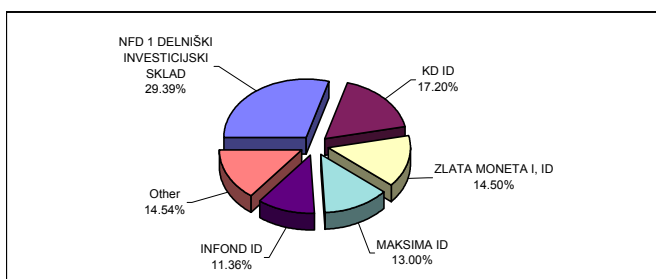
### MOST TRADED BONDS

Issuer	Turnover (in SITm) - order book trades only	Market capitalisation as of 30 Apr 2006 (in SITm)	Number of bargains - order book trades only
SLOVENSKA ODŠKODNINSKA DRUŽBA 2 <sup>nd</sup> issue	1,145	145,865	367
REPUBLIKA SLOVENIJA 39 <sup>th</sup> issue	56	12,824	198
REPUBLIKA SLOVENIJA 62 <sup>nd</sup> issue	41	66,842	5
REPUBLIKA SLOVENIJA 21 <sup>st</sup> issue	37	5,916	22
REPUBLIKA SLOVENIJA 58 <sup>th</sup> issue	20	98,833	20
Other	224	1,183,632	187
<b>Total</b>	<b>1,523</b>	<b>1,513,914</b>	<b>799</b>



### MOST TRADED INVESTMENT FUNDS

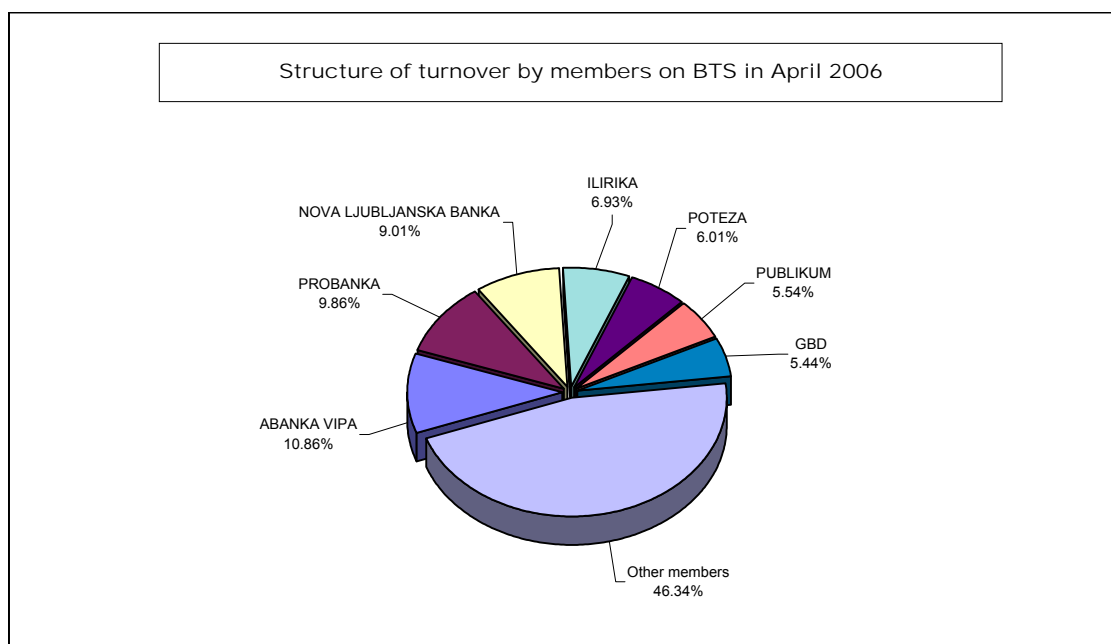
INVESTMENT FUNDS	Turnover (in SITm) - order book trades only	Market capitalisation as of 30 Apr 2006 (in SITm)	Number of bargains - order book trades only
NFD 1 DELNIŠKI INVESTICIJSKI SKLAD	491	51,784	813
KD ID	288	16,323	660
ZLATA MONETA I, ID	242	19,593	452
MAKSIMA ID	217	18,839	570
INFOND ID	190	18,211	561
Other	243	22,470	1,164
<b>Total</b>	<b>1,672</b>	<b>147,221</b>	<b>4,220</b>



## C5) TURNOVER BY LJSE MEMBERS

### TURNOVER BY MEMBERS ON BTS IN APRIL 2006

Member	Official market (in SIT)	Semi-official market (in SIT)	Total (in SIT)	Share in turnover
1 ABANKA VIPA	3,830,954,038	1,368,969,561	5,199,923,599	10.86%
2 PROBANKA	4,368,870,624	355,162,659	4,724,033,283	9.86%
3 NOVA LJUBLJANSKA BANKA	3,614,195,552	702,793,507	4,316,989,059	9.01%
4 ILIRIKA	2,992,761,010	327,436,640	3,320,197,650	6.93%
5 POTEZA	1,970,107,315	907,467,144	2,877,574,459	6.01%
6 PUBLIKUM	2,568,232,904	84,686,558	2,652,919,462	5.54%
7 GBD	1,632,790,413	973,867,793	2,606,658,206	5.44%
8 CELJSKA BORZNO-POSREDNIŠKA HIŠA	1,578,986,774	653,490,155	2,232,476,929	4.66%
9 HYPO ALPE-ADRIA-BANK	1,932,823,780	197,713,778	2,130,537,558	4.45%
10 NOVA KREDITNA BANKA MARIBOR	1,522,116,606	541,217,774	2,063,334,380	4.31%
11 ARGONOS BPH	1,242,616,045	755,137,137	1,997,753,182	4.17%
12 BANK AUSTRIA CREDITANSTALT	1,507,394,086	466,222,317	1,973,616,403	4.12%
13 MEDVEŠEK PUŠNIK	1,520,658,699	338,247,790	1,858,906,489	3.88%
14 PFCI	1,342,391,456	127,078,128	1,469,469,584	3.07%
15 RAIFFEISEN KREKOVA BANKA	1,247,539,449	90,470,473	1,338,009,922	2.79%
16 KD BPD	974,091,494	266,011,116	1,240,102,610	2.59%
17 DEŽELNA BANKA SLOVENIJE	817,572,540	249,904,122	1,067,476,662	2.23%
18 CERTIUS BPH	630,780,102	343,411,875	974,191,977	2.03%
19 PERSPEKTIVA BPD	809,460,960	49,141,430	858,602,390	1.79%
20 SKB BANKA	815,139,058	37,645,946	852,785,004	1.78%
21 FACTOR BANKA	566,732,953	174,356,938	741,089,891	1.55%
22 BANKA KOPER	490,194,762	23,068,265	513,263,027	1.07%
23 MOJA DELNICA BPH	238,842,760	78,468,710	317,311,470	0.66%
24 B P H	158,673,837	98,744,896	257,418,733	0.54%
25 VERITAS BH	176,670,182	80,253,232	256,923,414	0.54%
26 GORENJSKA BANKA	41,555,662	11,463,285	53,018,947	0.11%
<b>TOTAL</b>	<b>38,592,153,061</b>	<b>9,302,431,229</b>	<b>47,894,584,290</b>	<b>100.00%</b>

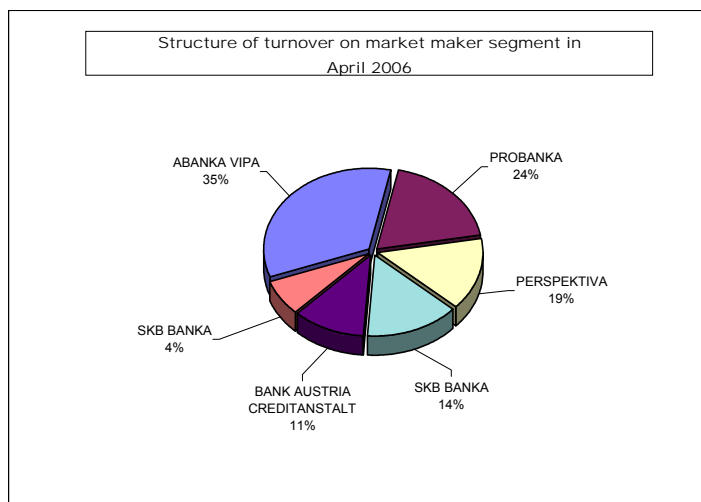




TURNOVER ON MARKET MAKERS SEGMENT\* IN  
APRIL 2006

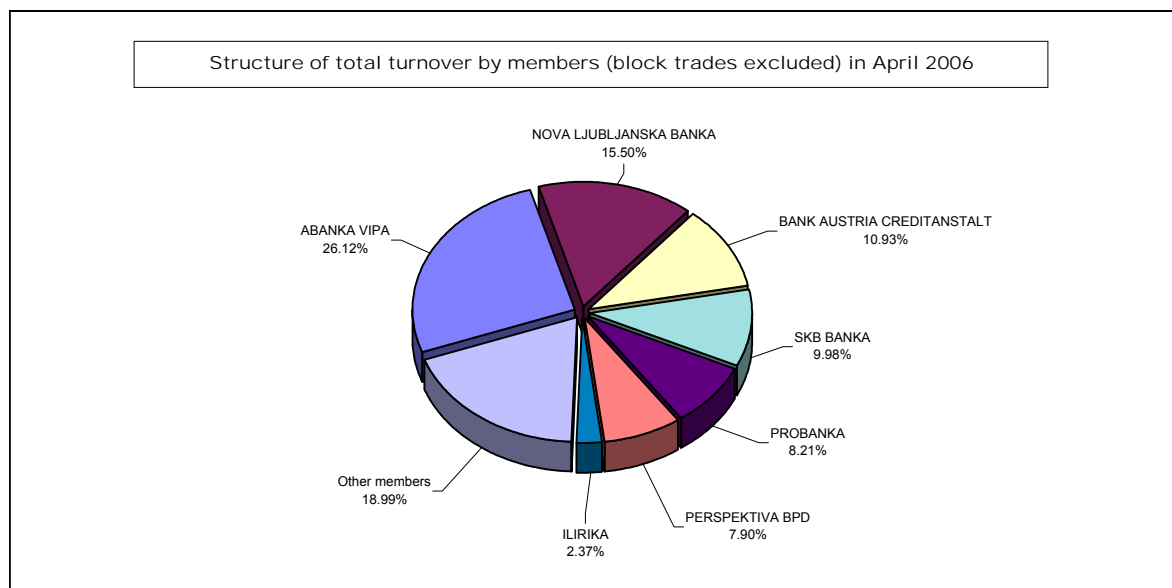
	<b>Market maker</b>	<b>Turnover on market maker segment</b>	<b>Share in turnover</b>
1	ABANKA VIPA	31,453,227,111	34.02%
2	NOVA LJUBLJANSKA BANKA	17,438,976,720	18.86%
3	BANK AUSTRIA CREDITANSTALT	13,369,276,040	14.46%
4	SKB BANKA	13,159,093,700	14.23%
5	PERSPEKTIVA	10,233,003,080	11.07%
6	PROBANKA	6,802,025,920	7.36%
	<b>TOTAL</b>	<b>92,455,602,571</b>	<b>100.00%</b>

\*special segment for trading in securities issued by Republic of Slovenia.



## TOTAL TURNOVER BY MEMBERS (BLOCK TRADES EXCLUDED) IN APRIL 2006

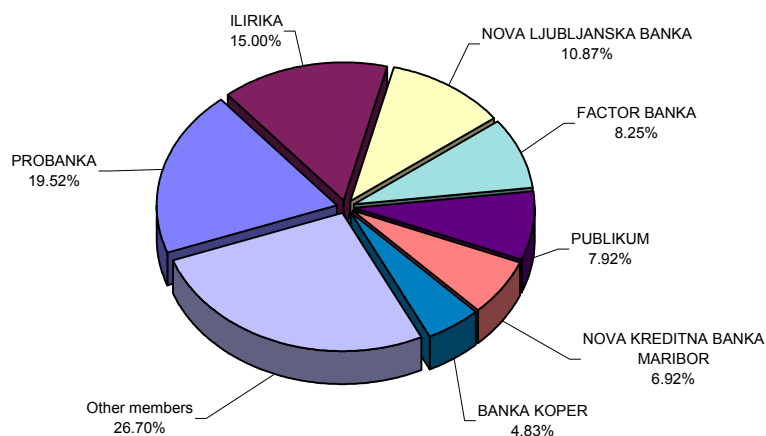
Member	Turnover with equity securities via BTS	Turnover with debt securities via BTS	Turnover with debt securities on market maker segment	Total (in SIT)	Share in total turnover
1 ABANKA VIPA	5,034,411,364	165,512,235	31,453,227,111	36,653,150,710	26.12%
2 NOVA LJUBLJANSKA BANKA	3,710,687,833	606,301,226	17,438,976,720	21,755,965,779	15.50%
3 BANK AUSTRIA CREDITANSTALT	1,533,665,557	439,950,847	13,369,276,040	15,342,892,444	10.93%
4 SKB BANKA	834,006,407	18,778,597	13,159,093,700	14,011,878,704	9.98%
5 PROBANKA	4,581,941,794	142,091,489	6,802,025,920	11,526,059,203	8.21%
6 PERSPEKTIVA BPD	800,763,825	57,838,565	10,233,003,080	11,091,605,470	7.90%
7 ILIRIKA	3,245,802,330	74,395,320		3,320,197,650	2.37%
8 POTEZA	2,751,690,546	125,883,913		2,877,574,459	2.05%
9 PUBLIKUM	2,646,755,798	6,163,665		2,652,919,463	1.89%
10 GBD	2,282,297,452	324,360,754		2,606,658,206	1.86%
11 CELJSKA BORZNO-POSREDNIŠKA HIŠA	2,133,559,690	98,917,239		2,232,476,929	1.59%
12 HYPO ALPE-ADRIA-BANK	2,110,298,804	20,238,754		2,130,537,558	1.52%
13 NOVA KREDITNA BANKA MARIBOR	1,592,928,860	470,405,520		2,063,334,380	1.47%
14 ARGONOS BPH	1,969,561,620	28,191,561		1,997,753,181	1.42%
15 MEDVEŠEK PUŠNIK	1,781,381,234	77,525,255		1,858,906,489	1.32%
16 PFCI	1,463,880,048	5,589,537		1,469,469,585	1.05%
17 RAIFFEISEN KREKOVA BANKA	1,320,201,727	17,808,196		1,338,009,923	0.95%
18 KD BPD	1,162,971,915	77,130,695		1,240,102,610	0.88%
19 DEŽELNA BANKA SLOVENIJE	1,042,167,494	25,309,169		1,067,476,663	0.76%
20 CERTIUS BPH	968,268,785	5,923,191		974,191,976	0.69%
21 FACTOR BANKA	554,662,728	186,427,161		741,089,889	0.53%
22 BANKA KOOPER	501,314,487	11,948,540		513,263,027	0.37%
23 MOJA DELNICA BPH	304,791,375	12,520,096		317,311,471	0.23%
24 B P H	243,309,863	14,108,870		257,418,733	0.18%
25 VERITAS BH	224,415,742	32,507,672		256,923,414	0.18%
26 GORENJSKA BANKA	52,686,851	332,097		53,018,948	0.04%
<b>TOTAL</b>	<b>44,848,424,129</b>	<b>3,046,160,164</b>	<b>92,455,602,571</b>	<b>140,350,186,864</b>	<b>100.00%</b>



## TURNOVER BY MEMBERS WITH BLOCK TRADES IN APRIL 2006

	Member	Official market (in SIT)	Semi-official market (in SIT)	Total (in SIT)	Share in turnover
1	PROBANKA	5,741,757,500	2,017,965,023	7,759,722,523	19.52%
2	ILIRIKA	5,116,678,000	845,980,970	5,962,658,970	15.00%
3	NOVA LJUBLJANSKA BANKA	1,954,927,606	2,366,639,480	4,321,567,086	10.87%
4	FACTOR BANKA	1,675,234,685	1,603,741,197	3,278,975,882	8.25%
5	PUBLIKUM	3,146,793,640		3,146,793,640	7.92%
6	NOVA KREDITNA BANKA MARIBOR	936,212,667	1,813,078,839	2,749,291,506	6.92%
7	BANKA KOPER		1,920,286,757	1,920,286,757	4.83%
8	CELJSKA BORZNO-POSREDNIŠKA HIŠA		1,411,133,957	1,411,133,957	3.55%
9	HYPO ALPE-ADRIA-BANK	1,313,451,148	43,344,200	1,356,795,348	3.41%
10	SKB BANKA	1,172,952,834	142,807,410	1,315,760,244	3.31%
11	KD BPD	167,755,000	1,095,098,203	1,262,853,203	3.18%
12	PERSPEKTIVA BPD	1,177,224,505		1,177,224,505	2.96%
13	CERTIUS BPH		799,621,050	799,621,050	2.01%
14	GBD	777,592,700		777,592,700	1.96%
15	BANK AUSTRIA CREDITANSTALT	603,182,000	153,916,447	757,098,447	1.90%
16	ARGONOS BPH		582,567,122	582,567,122	1.47%
17	RAIFFEISEN KREKOVA BANKA	362,300,000	142,621,598	504,921,598	1.27%
18	POTEZA	64,150,000	354,903,388	419,053,388	1.05%
19	PFCI	32,120,000	155,703,100	187,823,100	0.47%
20	B P H	61,307,760		61,307,760	0.15%
	<b>TOTAL</b>	<b>24,303,640,045</b>	<b>15,449,408,741</b>	<b>39,753,048,786</b>	<b>100.00%</b>

Structure of turnover by members with block trades in April 2006



## C6) TURNOVER IN YEARS 2005 AND 2006

### MONTHLY TURNOVER ON OFFICIAL AND SEMI-OFFICIAL MARKET

Year 2005	Number of	Turnover - block trades excluded (in SIT)		average	Number of bargains - block trades excluded	
April	20	9,598,819,495	479,940,975	477,672	20,095	1,005
May	21	8,016,316,752	381,729,369	378,057	21,204	1,010
June	20	9,131,615,692	456,580,785	510,175	17,899	895
July	21	8,842,621,362	421,077,208	607,991	14,544	693
August	22	6,730,987,838	305,953,993	375,907	17,906	814
September	22	14,370,347,953	653,197,634	662,808	21,681	986
October	20	12,083,951,122	604,197,556	618,548	19,536	977
November	21	14,114,450,662	672,116,698	579,911	24,339	1,159
December	21	12,694,256,825	604,488,420	550,297	23,068	1,098
<b>TOTAL</b>	<b>250</b>	<b>138,802,826,919</b>			<b>255,908</b>	
<b>AVERAGE 2005</b>	<b>21</b>	<b>11,566,902,243</b>	<b>555,211,308</b>	<b>542,393</b>	<b>21,326</b>	<b>1,024</b>
<b>Year 2006</b>						
January	21	13,864,563,889	660,217,328	786,910	17,619	839
February	19	13,339,765,566	702,092,925	594,517	22,438	1,181
March	23	16,171,773,514	703,120,588	675,287	23,948	1,041
April	18	23,947,292,150	1,330,405,119	1,091,490	21,940	1,219
<b>TOTAL</b>	<b>81</b>	<b>67,323,395,119</b>			<b>85,945</b>	
<b>Average 2006</b>	<b>20</b>	<b>16,830,848,780</b>	<b>831,153,026</b>	<b>783,331</b>	<b>21,486</b>	<b>1,061</b>

### YEARS 1996 - 2006

#### Total turnover and number of bargains

Year	Number of	Turnover - block trades excluded (in SIT)		average	Number of bargains - block trades excluded	
		trading days	per year		average per day	per bargain
	2006	81	67,323,395,119	831,153,026	783,331	85,945
2005	250	138,802,826,919	555,211,308	542,393	255,908	1,024
2004	255	200,120,895,649	784,787,826	568,913	351,760	1,379
2003	249	163,945,275,779	658,414,762	481,368	340,582	1,368
2002	247	262,021,510,619	1,060,815,832	580,657	451,250	1,827
2001	247	151,205,155,533	612,166,622	474,525	318,645	1,290
2000	249	114,061,732,862	458,079,248	288,556	395,284	1,587
1999	254	135,196,321,286	532,268,981	303,154	445,966	1,756
1998	252	108,453,171,187	430,369,727	457,514	237,049	941
1997	249	79,416,728,827	318,942,686	566,647	140,152	563
1996	240	86,864,908,427	361,937,118	661,813	131,253	547

MONTHLY TURNOVER ON MARKET MAKER SEGMENT\*

Year 2005	Number of	Turnover (in SIT)		average	Number of bargains	
Month	trading days	per month	average per day	per bargain	per month	average per day
September	20	68,412,146,558	3,420,607,328	342,060,733	200	10
October	20	42,767,357,688	2,138,367,884	336,750,848	127	6
November	21	52,436,809,108	2,496,990,910	464,042,558	113	5
December	21	51,612,569,433	2,457,741,402	360,927,059	143	7
<b>TOTAL</b>	<b>82</b>	<b>215,228,882,787</b>			<b>583</b>	
<b>AVERAGE 2005</b>	<b>21</b>	<b>53,807,220,697</b>	<b>2,624,742,473</b>	<b>369,174,756</b>	<b>146</b>	<b>7</b>
<b>Year 2006</b>						
January	21	35,578,084,831	1,694,194,516	254,129,177	140	7
February	19	31,622,069,559	1,664,319,450	304,058,361	104	5
March	23	68,610,399,882	2,983,060,864	437,008,916	157	7
April	18	46,227,801,286	2,568,211,183	366,887,312	126	7
<b>TOTAL</b>	<b>81</b>	<b>182,038,355,558</b>			<b>527</b>	
<b>Average 2006</b>	<b>20</b>	<b>45,509,588,890</b>	<b>2,247,387,106</b>	<b>345,423,825</b>	<b>132</b>	<b>7</b>

\*special segment for trading in securities issued by Republic of Slovenia.

MONTHLY TURNOVER WITH BLOCK TRADES

Year 2005	Number of	Turnover (in SIT)		average	Number of bargains	
April	20	23,457,838,233	1,172,891,912	227,746,002	103	5
May	21	27,958,717,629	1,331,367,506	220,147,383	127	6
June	20	41,405,483,088	2,070,274,154	276,036,554	150	8
July	21	19,034,997,144	906,428,435	158,624,976	120	6
August	22	28,409,343,779	1,291,333,808	244,908,136	116	5
September	22	16,361,452,130	743,702,370	127,823,845	128	6
October	20	10,893,402,911	544,670,146	119,707,724	91	5
November	21	52,256,162,509	2,488,388,691	398,902,004	131	6
December	21	20,742,010,746	987,714,797	157,136,445	132	6
<b>TOTAL</b>	<b>250</b>	<b>302,044,303,287</b>			<b>1,374</b>	
<b>AVERAGE 2005</b>	<b>21</b>	<b>25,170,358,607</b>	<b>1,208,177,213</b>	<b>219,828,459</b>	<b>115</b>	<b>5</b>
<b>Year 2006</b>						
January	21	9,951,382,438	473,875,354	96,615,363	103	5
February	19	11,501,290,884	605,331,099	147,452,447	78	4
March	23	27,957,355,007	1,215,537,174	215,056,577	130	6
April	18	19,876,524,394	1,104,251,355	160,294,552	124	7
<b>TOTAL</b>	<b>81</b>	<b>69,286,552,723</b>			<b>435</b>	
<b>Average 2006</b>	<b>20</b>	<b>17,321,638,181</b>	<b>855,389,540</b>	<b>159,279,432</b>	<b>109</b>	<b>5</b>

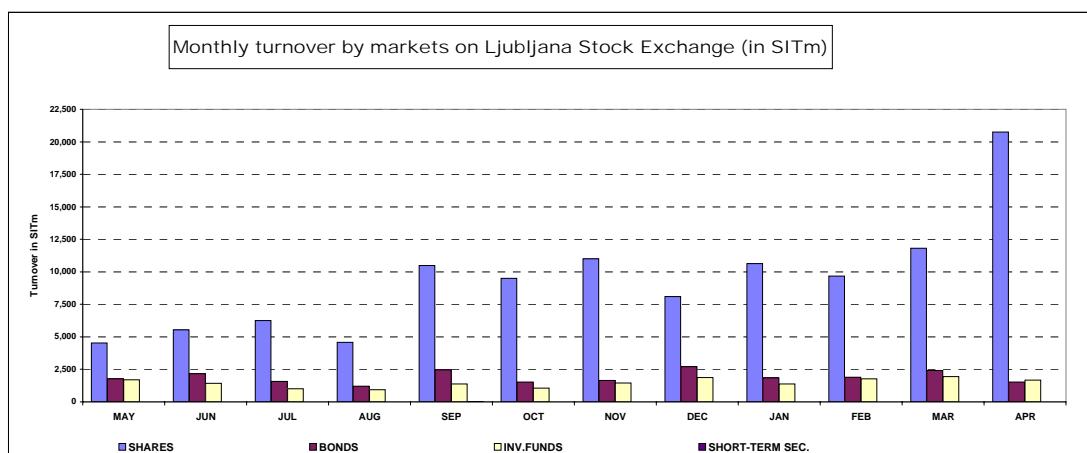
## STRUCTURE OF TURNOVER

MONTHLY TURNOVER (BLOCK AND TUVL TRADES EXCLUDED) BY MARKETS ON LJUBLJANA STOCK EXCHANGE (in SIT)

YEAR 2005	OFFICIAL MARKET		SEMI-OFFICIAL MARKET		INVESTMENT FUNDS	SHORT-TERM SECURITIES	TOTAL
	SHARES	BONDS	SHARES	BONDS			
April	4,713,076,306	739,993,982	1,446,988,930	1,242,339,054	1,456,421,222	0	9,598,819,494
May	3,125,319,635	760,298,496	1,408,085,670	1,017,114,811	1,705,498,140	0	8,016,316,752
June	4,083,415,595	1,152,762,052	1,449,428,128	1,024,117,993	1,421,891,924	0	9,131,615,692
July	4,640,046,854	753,074,754	1,613,873,549	833,740,931	1,001,885,275	0	8,842,621,363
August	3,316,597,466	432,873,509	1,265,993,437	782,020,445	933,502,985	0	6,730,987,842
September	8,120,618,373	724,155,381	2,374,463,534	1,736,098,198	1,380,062,970	34,949,500	14,370,347,956
October	8,011,999,866	421,740,758	1,496,280,324	1,099,162,692	1,054,767,483	0	12,083,951,123
November	8,743,365,724	500,424,128	2,271,814,570	1,141,317,814	1,457,528,426	0	14,114,450,662
December	6,475,634,948	1,289,567,838	1,628,281,436	1,417,402,797	1,880,875,061	2,494,750	12,694,256,830
<b>Total 2005</b>	<b>75,291,179,484</b>	<b>8,775,985,903</b>	<b>21,398,881,215</b>	<b>13,959,018,967</b>	<b>19,340,317,112</b>	<b>37,444,250</b>	<b>138,802,826,931</b>
<b>Year 2006</b>							
January	9,528,073,771	681,534,983	1,099,953,014	1,174,738,695	1,380,263,427	0	13,864,563,890
February	8,374,798,478	572,645,697	1,293,066,196	1,321,770,447	1,777,484,748	0	13,339,765,566
March	9,544,567,562	621,080,524	2,272,602,958	1,798,813,385	1,934,709,085	0	16,171,773,514
April	18,955,074,034	341,002,497	1,797,497,008	1,182,077,586	1,671,641,025	0	23,947,292,150
<b>Total 2006</b>	<b>46,402,513,845</b>	<b>2,216,263,701</b>	<b>6,463,119,176</b>	<b>5,477,400,113</b>	<b>6,764,098,285</b>	<b>0</b>	<b>67,323,395,120</b>

MONTHLY TURNOVER (BLOCK AND TUVL TRADES EXCLUDED) BY SECURITIES ON LJUBLJANA STOCK EXCHANGE (in SIT)

YEAR 2005	SHARES	BONDS	INVESTMENT FUNDS	SHORT-TERM SECURITIES	TOTAL
April	6,160,065,236	1,982,333,036	1,456,421,222	0	9,598,819,494
May	4,533,405,305	1,777,413,307	1,705,498,140	0	8,016,316,752
June	5,532,843,723	2,176,880,045	1,421,891,924	0	9,131,615,692
July	6,253,920,403	1,586,815,685	1,001,885,275	0	8,842,621,363
August	4,582,590,903	1,214,893,954	933,502,985	0	6,730,987,842
September	10,495,081,907	2,460,253,579	1,380,062,970	34,949,500	14,370,347,956
October	9,508,280,190	1,520,903,450	1,054,767,483	0	12,083,951,123
November	11,015,180,294	1,641,741,942	1,457,528,426	0	14,114,450,662
December	8,103,916,384	2,706,970,635	1,880,875,061	2,494,750	12,694,256,830
<b>Total 2005</b>	<b>96,690,060,699</b>	<b>22,735,004,870</b>	<b>19,340,317,112</b>	<b>37,444,250</b>	<b>138,802,826,931</b>
<b>Year 2006</b>					
January	10,628,026,785	1,856,273,678	1,380,263,427	0	13,864,563,890
February	9,667,864,674	1,894,416,144	1,777,484,748	0	13,339,765,566
March	11,817,170,520	2,419,893,909	1,934,709,085	0	16,171,773,514
April	20,752,571,042	1,523,080,083	1,671,641,025	0	23,947,292,150
<b>Total 2006</b>	<b>52,865,633,021</b>	<b>7,693,663,814</b>	<b>6,764,098,285</b>	<b>0</b>	<b>67,323,395,120</b>



## D) MARKET CAPITALISATION

### MARKET CAPITALISATION - OFFICIAL MARKET (in SIT)

	30 Apr 2005	31 Dec 2005	31 Mar 2006	30 Apr 2006	Index 30 Apr 2006 / 31 Mar 2006	Index 30 Apr 2006 / 31 Dec 2005	Index 30 Apr 2006 / 30 Apr 2005	Share
<b>SHARES</b>	<b>1,199,491,967,595</b>	<b>1,183,006,722,568</b>	<b>1,237,529,940,882</b>	<b>1,387,313,620,456</b>	<b>112</b>	<b>117</b>	<b>116</b>	<b>53.38%</b>
<b>PRIME MARKET SHARES</b>		<b>821,498,858,431</b>	<b>886,986,274,154</b>	<b>1,007,775,756,974</b>	<b>114</b>	<b>123</b>		<b>38.78%</b>
<b>OTHER SHARES</b>	<b>1,246,945,215,955</b>	<b>361,507,864,136</b>	<b>350,543,666,728</b>	<b>379,537,863,482</b>	<b>108</b>	<b>105</b>	<b>30</b>	<b>27.36%</b>
Banks	2,760,000,000	2,575,527,500	2,498,301,299	2,488,355,800	100	97	90	0.18%
Companies	1,196,731,967,595	1,180,431,195,068	1,235,031,639,583	1,384,825,264,656	112	117	116	99.82%
<b>BONDS</b>	<b>930,263,379,226</b>	<b>1,171,405,452,059</b>	<b>1,186,922,214,974</b>	<b>1,211,583,686,773</b>	<b>102</b>	<b>103</b>	<b>130</b>	<b>46.62%</b>
State	808,087,601,963	1,006,419,625,223	1,025,089,242,737	1,053,007,553,380	103	105	130	86.91%
Banks	105,340,415,497	152,171,888,403	149,349,055,410	146,345,625,114	98	96	139	12.08%
Companies	16,835,361,766	12,813,938,433	12,483,916,827	12,230,508,279	98	95	73	1.01%
<b>TOTAL</b>	<b>2,129,755,346,822</b>	<b>2,354,412,174,626</b>	<b>2,424,452,155,855</b>	<b>2,598,897,307,229</b>	<b>107</b>	<b>110</b>	<b>122</b>	<b>100.00%</b>

### MARKET CAPITALISATION - SEMI-OFFICIAL MARKET (in SIT)

	28 Feb 2005	31 Dec 2005	31 Mar 2006	30 Apr 2006	Index 30 Apr 2006 / 31 Mar 2006	Index 30 Apr 2006 / 31 Dec 2005	Index 30 Apr 2006 / 30 Apr 2005	Share
<b>SHARES</b>	<b>473,121,772,490</b>	<b>421,334,673,581</b>	<b>384,238,172,304</b>	<b>394,909,801,086</b>	<b>103</b>	<b>94</b>	<b>83</b>	<b>46.76%</b>
Companies	473,121,772,490	421,334,673,581	384,238,172,304	394,909,801,086	103	94	83	46.76%
<b>BONDS</b>	<b>232,836,561,146</b>	<b>278,001,981,364</b>	<b>290,717,899,495</b>	<b>302,330,180,156</b>	<b>104</b>	<b>109</b>	<b>130</b>	<b>35.80%</b>
State	140,126,316,621	143,922,579,495	145,039,460,894	147,335,980,337	102	102	105	48.73%
Banks	56,063,794,002	64,354,458,618	66,859,492,946	66,861,161,416	100	104	119	22.12%
Companies	29,454,607,523	61,912,431,850	71,006,010,323	80,320,416,128	113	130	273	26.57%
Insurance companies	7,191,843,000	7,812,511,401	7,812,935,331	7,812,622,275	100	100	109	2.58%
<b>INVESTMENT FUNDS</b>	<b>231,398,077,822</b>	<b>156,653,701,928</b>	<b>140,942,508,168</b>	<b>147,220,994,691</b>	<b>104</b>	<b>94</b>	<b>64</b>	<b>17.43%</b>
<b>TOTAL *</b>	<b>937,356,411,459</b>	<b>855,990,356,873</b>	<b>815,898,579,967</b>	<b>844,460,975,933</b>	<b>104</b>	<b>99</b>	<b>90</b>	<b>100.00%</b>

<b>TOTAL SHARES</b>	<b>1,672,613,740,086</b>	<b>1,604,341,396,148</b>	<b>1,621,768,113,186</b>	<b>1,782,223,421,543</b>	<b>110</b>	<b>111</b>	<b>107</b>	<b>-</b>
---------------------	--------------------------	--------------------------	--------------------------	--------------------------	------------	------------	------------	----------

<b>TOTAL BONDS</b>	<b>1,163,099,940,372</b>	<b>1,449,407,433,422</b>	<b>1,477,640,114,469</b>	<b>1,513,913,866,929</b>	<b>102</b>	<b>104</b>	<b>130</b>	<b>-</b>
--------------------	--------------------------	--------------------------	--------------------------	--------------------------	------------	------------	------------	----------

<b>INVESTMENT FUNDS</b>	<b>231,398,077,822</b>	<b>156,653,701,928</b>	<b>140,942,508,168</b>	<b>147,220,994,691</b>	<b>104</b>	<b>94</b>	<b>64</b>	<b>-</b>
-------------------------	------------------------	------------------------	------------------------	------------------------	------------	-----------	-----------	----------

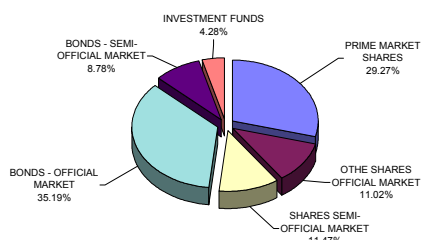
<b>TOTAL CAPITALISATION (SHARES)</b>	<b>1,672,613,740,086</b>	<b>1,604,341,396,148</b>	<b>1,621,768,113,186</b>	<b>1,782,223,421,543</b>	<b>110</b>	<b>111</b>	<b>107</b>	<b>-</b>
--------------------------------------	--------------------------	--------------------------	--------------------------	--------------------------	------------	------------	------------	----------

On 30 Apr 2006, the total market capitalisation of all shares traded, without investment funds, on the Ljubljana Stock Exchange (SIT 1,782,22 billion) corresponded to 27.2 % of GDP in 2005 - SIT 6,558 billion (at current prices; as reported by the Statistical Office of the Republic of Slovenia).

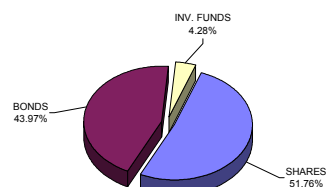
#### EXCHANGE RATES:

1USD=185,4890 SIT as of 30 Apr 2005	1USD=202,4297 SIT as of 31 Dec 2005	1USD=198,5145 SIT as of 31 Mar 2006	1USD=193,0675 SIT as of 30 Apr 2006
1EUR=239,6704 SIT as of 30 Apr 2005	1EUR=239,5756 SIT as of 31 Dec 2005	1EUR=239,5871 SIT as of 31 Mar 2006	1EUR=239,5775 SIT as of 30 Apr 2006

Structure of market capitalisation by markets and by type of securities as of 30 Apr 2006



Structure of market capitalisation by type of securities as of 30 Apr 2006



D1) MARKET CAPITALISATION OF SHARES - OFFICIAL MARKET

Issue	Number of shares traded	Number of issued shares	Share of traded shares	Price as of 30 Apr 2006	Market capitalisation as of 30 Apr 2006 (in SIT)	Market capitalisation as of 30 Apr 2006 (in EUR)	Market capitalisation as of 30 Apr 2006 (in USD)
<b>Common shares</b>	-	-	-	-	<b>1,384,825,264,656</b>	<b>5,780,280,972</b>	<b>7,172,751,834</b>
<b>PRIME MARKET SHARES</b>					<b>1,007,775,756,974</b>	<b>4,206,470,795</b>	<b>5,219,810,465</b>
1 KRKA	3,542,612	3,542,612	100.00%	149,665 SIT	530,203,501,657	2,213,077,195	2,746,207,941
2 PETROL	2,086,301	2,086,301	100.00%	77,897 SIT	162,517,068,846	678,348,630	841,762,953
3 MERCATOR	3,208,504	3,208,504	100.00%	39,477 SIT	126,660,604,411	528,683,221	656,043,117
4 GORENJE	12,200,000	12,200,000	100.00%	5,485 SIT	66,913,218,000	279,296,754	346,579,398
5 MERKUR	1,214,585	1,214,585	100.00%	35,946 SIT	43,659,921,806	182,237,154	226,138,122
6 INTEREUROPA	7,902,413	7,902,413	100.00%	5,337 SIT	42,175,257,205	176,040,142	218,448,248
7 DROGA KOLINSKA	14,382,915	14,382,915	100.00%	2,478 SIT	35,646,185,049	148,787,699	184,630,686
<b>OTHER SHARES</b>					<b>377,049,507,682</b>	<b>1,573,810,177</b>	<b>1,952,941,369</b>
1 SAVA	2,006,987	2,006,987	100.00%	44,634 SIT	89,579,295,802	373,905,295	463,979,157
2 PIVOVARNA LAŠKO	8,576,862	8,576,862	100.00%	7,792 SIT	66,834,167,912	278,966,797	346,169,956
3 LUKA KOPER	7,140,000	7,140,000	100.00%	7,000 SIT	49,979,928,600	208,616,955	258,872,822
4 ISTRABENZ	5,180,000	5,180,000	100.00%	8,182 SIT	42,384,003,200	176,911,451	219,529,456
5 AUTOCOMMERCE	2,886,877	2,886,877	100.00%	8,290 SIT	23,932,210,330	99,893,397	123,957,737
6 TERME ČATEŽ	597,916	597,916	100.00%	32,920 SIT	19,683,394,720	82,158,778	101,950,845
7 DELO	667,464	667,464	100.00%	26,400 SIT	17,621,049,600	73,550,520	91,268,855
8 AERODROM LJUBLJANA	1,936,229	1,936,229	100.00%	8,903 SIT	17,239,040,641	71,956,009	89,290,226
9 SALUS, LJUBLJANA	134,980	134,980	100.00%	123,001 SIT	16,602,674,980	69,299,809	85,994,147
10 ETOL	254,619	254,619	100.00%	49,500 SIT	12,603,640,500	52,607,780	65,281,005
11 ŽITO	353,715	353,715	100.00%	28,000 SIT	9,904,020,000	41,339,525	51,298,225
12 COMET	1,700,688	1,700,688	100.00%	1,788 SIT	3,040,830,144	12,692,470	15,750,088
13 MLINOTEST	2,389,177	2,389,177	100.00%	986 SIT	2,355,728,522	9,832,845	12,201,580
14 DELO PRODAJA	593,549	593,549	100.00%	3,750 SIT	2,225,808,750	9,290,558	11,528,656
15 EMONA OBALA	1,741,456	1,741,456	100.00%	650 SIT	1,131,946,400	4,724,761	5,862,957
16 GEODETSKI ZAVOD SLOVENIJE	379,820	379,820	100.00%	2,200 SIT	835,604,000	3,487,823	4,328,041
17 NIKA	186,695	186,695	100.00%	3,550 SIT	662,767,250	2,766,400	3,432,827
18 KOMPAS MTS	594,508	594,508	100.00%	729 SIT	433,396,332	1,809,003	2,244,792
<b>Preferred shares</b>	-	-	-	-	<b>2,488,355,800</b>	<b>10,386,434</b>	<b>12,888,528</b>
1 PROBANKA	396,235	400,000	99.06%	6,280 SIT	2,488,355,800	10,386,434	12,888,528
<b>TOTAL SHARES</b>	-	-	-	-	<b>1,387,313,620,456</b>	<b>5,790,667,406</b>	<b>7,185,640,361</b>

EXCHANGE RATES		
1 USD=	193.0675	SIT as of 30 Apr 2006
1 EUR=	239.5775	SIT as of 30 Apr 2006



## MARKET CAPITALISATION OF SHARES - SEMI-OFFICIAL MARKET

Issue	Number of shares traded	Number of issued shares	Share of traded shares	Price as of 30 Apr 2006	Market capitalisation as of 30 Apr 2006 (in SIT)	Market capitalisation as of 30 Apr 2006 (in EUR)	Market capitalisation as of 30 Apr 2006 (in USD)
<b>Common shares</b>	-	-	-	-	<b>391,197,748,895</b>	<b>1,632,887,726</b>	<b>2,026,250,712</b>
1 HELIOS, DOMŽALE	219,861	219,861	100.00%	194,150 SIT	42,686,013,150	178,172,045	221,093,727
2 KD HOLDING	2,675,640	2,675,640	100.00%	10,169 SIT	27,208,529,647	113,568,802	140,927,549
3 ZVON ENA HOLDING	12,431,743	12,431,743	100.00%	1,809 SIT	22,485,666,516	93,855,502	116,465,311
4 KD GROUP	186,436	186,436	100.00%	120,000 SIT	22,372,320,000	93,382,392	115,878,229
5 CINKARNA CELJE	812,477	812,477	100.00%	25,729 SIT	20,904,553,849	87,255,914	108,275,882
6 NFD HOLDING	33,159,997	33,159,997	100.00%	614 SIT	20,356,922,158	84,970,092	105,439,404
7 LESNINA	76,495	76,495	100.00%	255,304 SIT	19,529,494,779	81,516,398	101,153,715
8 JUTEKS	641,432	641,432	100.00%	25,700 SIT	16,484,802,400	68,807,807	85,383,622
9 ISKRA AVTOELEKTRIKA	1,608,313	1,608,313	100.00%	9,008 SIT	14,488,214,247	60,474,019	75,042,222
10 INFOND HOLDING	16,833,414	16,833,414	100.00%	850 SIT	14,300,826,864	59,691,861	74,071,643
11 AKTIVA NALOŽBE	13,591,508	13,591,508	100.00%	950 SIT	12,911,932,600	53,894,596	66,877,815
12 TRIGLAV, FINANČNA DRUŽBA	6,356,989	6,356,989	100.00%	1,810 SIT	11,507,421,488	48,032,146	59,603,100
13 BELINKA	2,702,532	2,702,532	100.00%	4,000 SIT	10,810,128,000	45,121,633	55,991,443
14 DZS	1,429,368	1,429,368	100.00%	5,500 SIT	7,861,524,000	32,814,117	40,719,044
15 VIPA HOLDING	7,347,565	7,347,565	100.00%	959 SIT	7,047,490,445	29,416,329	36,502,728
16 MAKSIMA HOLDING	6,399,850	6,399,850	100.00%	1,050 SIT	6,718,178,539	28,041,776	34,797,045
17 GRAND HOTEL UNION	1,814,613	1,814,613	100.00%	3,000 SIT	5,443,657,539	22,721,906	28,195,618
18 ZVON DVA HOLDING	14,120,934	14,120,934	100.00%	380 SIT	5,365,390,083	22,395,217	27,790,229
19 TRIGLAV NALOŽBE	13,182,366	13,182,366	100.00%	380 SIT	5,009,299,080	20,908,888	25,945,843
20 CETIS	200,000	200,000	100.00%	25,000 SIT	5,000,000,000	20,870,073	25,897,678
21 KS2 NALOŽBE	4,505,157	4,505,157	100.00%	1,000 SIT	4,505,157,000	18,804,591	23,334,621
22 ETRA 33	45,423	45,423	100.00%	95,333 SIT	4,330,325,849	18,074,844	22,429,077
23 ZLATA MONETA II	8,232,861	8,232,861	100.00%	480 SIT	3,951,773,280	16,494,760	20,468,351
24 MEDALJON	1,734,000	1,734,000	100.00%	2,001 SIT	3,469,734,000	14,482,721	17,971,611
25 SWATY	288,940	288,940	100.00%	12,000 SIT	3,467,280,000	14,472,478	17,958,900
26 GORENJSKI TISK	1,070,328	1,070,328	100.00%	3,200 SIT	3,425,049,600	14,296,207	17,740,167
27 NAMA	953,795	953,795	100.00%	3,500 SIT	3,338,282,500	13,934,040	17,290,753
28 MARINA PORTOROŽ	313,932	313,932	100.00%	9,800 SIT	3,076,533,600	12,841,496	15,935,015
29 SLOVENJALES	273,377	273,604	99.92%	11,190 SIT	3,059,088,630	12,768,681	15,844,659
30 TOSAMA	295,670	295,670	100.00%	10,000 SIT	2,956,700,000	12,341,309	15,314,333
31 POM-INVEST	22,790	22,790	100.00%	125,250 SIT	2,854,447,500	11,914,506	14,784,713
32 MITOL SEŽANA	687,627	687,627	100.00%	4,000 SIT	2,750,508,000	11,480,661	14,246,354
33 LIP BLEĐ	1,942,454	1,942,454	100.00%	1,310 SIT	2,544,614,740	10,621,259	13,179,923
34 TOVARNA SLADKORJA ORMOŽ	497,163	497,163	100.00%	4,998 SIT	2,484,820,674	10,371,678	12,870,217
35 MAKSIMA INVEST	7,451,949	7,451,949	100.00%	305 SIT	2,279,000,000	9,512,579	11,804,162
36 JATA EMONA	3,197,534	3,197,534	100.00%	705 SIT	2,254,261,470	9,409,320	11,676,028
37 MIP	1,478,742	1,478,742	100.00%	1,500 SIT	2,218,113,000	9,258,436	11,488,795
38 COLOR	950,391	950,391	100.00%	2,250 SIT	2,138,379,750	8,925,628	11,075,814
39 MELAMIN	349,913	349,913	100.00%	5,400 SIT	1,889,565,191	7,887,073	9,787,070
40 HRAM HOLDING	4,346,667	4,346,667	100.00%	418 SIT	1,815,168,139	7,576,538	9,401,728
41 MERCATA	2,891,874	2,891,874	100.00%	621 SIT	1,795,853,754	7,495,920	9,301,689
42 PLAMA - PUR	686,798	686,798	100.00%	2,562 SIT	1,759,576,476	7,344,498	9,113,789
43 MODRA LINIJA HOLDING	1,882,991	1,882,991	100.00%	850 SIT	1,600,542,350	6,680,687	8,290,066
44 MEDVEŠEK PUŠNIK	80,000	80,000	100.00%	20,000 SIT	1,600,000,000	6,678,423	8,287,257
45 ALPOS	144,913	144,913	100.00%	10,000 SIT	1,449,130,000	6,048,690	7,505,821
46 INFOND HOLDING 1	3,777,004	3,777,004	100.00%	382 SIT	1,442,815,528	6,022,333	7,473,114
47 VIZIJA HOLDING	2,277,503	2,277,503	100.00%	550 SIT	1,252,626,650	5,228,482	6,488,024
48 NIKO	35,875	35,875	100.00%	34,000 SIT	1,219,750,000	5,091,254	6,317,739
49 RTC KRVAVEC	1,155,734	1,155,734	100.00%	990 SIT	1,144,176,660	4,775,810	5,926,304
50 LIV POSTOJNA	161,600	161,600	100.00%	7,000 SIT	1,131,200,000	4,721,645	5,859,091
51 M1	2,681,638	2,681,638	100.00%	400 SIT	1,072,655,200	4,477,279	5,555,856
52 VIZIJA HOLDING ENA	2,129,725	2,129,725	100.00%	500 SIT	1,064,862,500	4,444,752	5,515,493
53 GORIŠKE OPEKARNE	523,634	523,634	100.00%	2,000 SIT	1,047,268,000	4,371,312	5,424,362
54 ALPETOUR POTOVALNA AGENCIJA	374,340	385,831	97.02%	2,779 SIT	1,040,141,124	4,341,564	5,387,448
55 GOZDNO GOSPODARSTVO BLEĐ	611,900	611,900	100.00%	1,600 SIT	979,040,000	4,086,527	5,070,973
56 TRDNJAVA HOLDING	2,593,123	2,593,123	100.00%	310 SIT	803,868,130	3,355,357	4,163,664
57 HIDROTEHNIK	384,472	384,472	100.00%	2,000 SIT	768,944,000	3,209,584	3,982,773

Issue	Number of shares traded	Number of issued shares	Share of traded shares	Price as of 30 Apr 2006	Market capitalisation as of 30 Apr 2006 (in SIT)	Market capitalisation as of 30 Apr 2006 (in EUR)	Market capitalisation as of 30 Apr 2006 (in USD)
58 TERME DOBRNA	692,542	692,542	100.00%	1,100 SIT	761,796,200	3,179,749	3,945,751
59 JADRAN	165,302	165,302	100.00%	4,600 SIT	760,389,200	3,173,876	3,938,463
60 GEA	1,254,960	1,254,960	100.00%	600 SIT	752,976,000	3,142,933	3,900,066
61 KRONA HOLDING	1,287,121	1,287,121	100.00%	560 SIT	720,787,760	3,008,579	3,733,346
62 FOND INVEST	595,241	595,241	100.00%	1,210 SIT	720,241,610	3,006,299	3,730,517
63 JAVOR PIVKA	1,194,700	1,194,700	100.00%	570 SIT	681,098,470	2,842,915	3,527,774
64 INTERTRADE ITA	69,531	69,531	100.00%	9,702 SIT	674,589,762	2,815,748	3,494,062
65 IMP ČRPALKE LJUBLJANA	333,034	333,034	100.00%	2,000 SIT	666,068,000	2,780,178	3,449,923
66 KOŠAKI TMI	43,236	43,236	100.00%	15,000 SIT	648,540,000	2,707,015	3,359,136
67 ŽITO INTES	2,518,194	2,518,194	100.00%	250 SIT	629,548,500	2,627,745	3,260,769
68 POM NALOŽBE	16,317	16,317	100.00%	38,000 SIT	620,046,000	2,588,081	3,211,550
69 ŽELEZARNA RAVNE - MONTER DRAVOGRAD	336,225	336,225	100.00%	1,600 SIT	537,960,000	2,245,453	2,786,383
70 FINIRA	720,379	720,379	100.00%	700 SIT	504,337,338	2,105,111	2,612,233
71 VELANA	1,409,645	1,409,645	100.00%	300 SIT	423,034,465	1,765,752	2,191,122
72 INTARA	101,000	101,000	100.00%	4,000 SIT	404,000,000	1,686,302	2,092,532
73 ELMO	708,000	708,000	100.00%	450 SIT	318,670,800	1,330,137	1,650,567
74 TRDNJAVA I HOLDING	891,750	891,750	100.00%	355 SIT	316,571,250	1,321,373	1,639,692
75 MK TISKARNA	103,954	103,954	100.00%	3,000 SIT	311,862,000	1,301,717	1,615,300
76 GEA COLLEGE	248,200	248,200	100.00%	1,250 SIT	310,250,000	1,294,988	1,606,951
77 TEKSTINA	1,127,293	1,127,293	100.00%	250 SIT	281,823,250	1,176,334	1,459,714
78 LESNINA EMMI	689,490	689,490	100.00%	401 SIT	276,485,490	1,154,054	1,432,066
79 INLES	712,410	712,410	100.00%	351 SIT	250,198,392	1,044,332	1,295,911
80 ZDRAVILIŠČE ROGAŠKA	900,462	961,898	93.61%	250 SIT	225,115,500	939,635	1,165,994
81 CREINA	38,880	38,880	100.00%	5,200 SIT	202,176,000	843,886	1,047,178
82 STOLARNA DOBREPOLJE	195,049	195,049	100.00%	1,000 SIT	195,049,000	814,137	1,010,263
83 LIZ INŽENIRING	123,846	123,846	100.00%	1,500 SIT	185,769,000	775,403	962,197
84 CAPITA	315,963	315,963	100.00%	550 SIT	173,779,650	725,359	900,098
85 SIJAJ HRASTNIK	26,880	26,880	100.00%	3,000 SIT	80,648,064	336,626	417,720
86 JELEN GOSTINSKO PODJETJE	67,798	67,798	100.00%	800 SIT	54,238,400	226,392	280,930
87 AVTOPREVOZNIŠTVO IN SERVISI	308,696	308,696	100.00%	106 SIT	32,752,646	136,710	169,643
88 EGOLES	51,399	51,399	100.00%	170 SIT	8,737,830	36,472	45,258
<b>Preferred shares</b>	-	-	-	-	<b>3,712,052,191</b>	<b>15,494,160</b>	<b>19,226,707</b>
1 PRVA POKOJNINSKA DRUŽBA	170,000	170,000	100.00%	12,000 SIT	2,040,000,000	8,514,990	10,566,253
2 KD HOLDING	266,413	266,413	100.00%	6,150 SIT	1,638,466,591	6,838,984	8,486,496
3 ZDRAVILIŠČE ROGAŠKA	27,988	30,000	93.29%	1,200 SIT	33,585,600	140,187	173,958
<b>TOTAL SHARES</b>					<b>394,909,801,086</b>	<b>1,648,381,887</b>	<b>2,045,477,418</b>

EXCHANGE RATES		
1 USD=	193.0675 SIT	as of 30 Apr 2006
1 EUR=	239.5775 SIT	as of 30 Apr 2006

D2) MARKET CAPITALISATION OF BONDS - OFFICIAL MARKET

Issue	Number of issued bonds	Price as of 30 Apr 2006	Principal amt. as of 30 Apr 2006	Currency of denomination	Market capitalisation as of 30 Apr 2006 (in SIT)	Market capitalisation as of 30 Apr 2006 (in EUR)	Market capitalisation as of 30 Apr 2006 (in USD)
1 REPUBLIKA SLOVENIJA 59 <sup>th</sup> issue	18,400,000	102.11	10,000.00	SIT	187,882,400,000	784,223,894	973,143,590
2 REPUBLIKA SLOVENIJA 60 <sup>th</sup> issue	13,000,000	99.40	10,000.00	SIT	129,220,000,000	539,366,176	669,299,597
3 REPUBLIKA SLOVENIJA 58 <sup>th</sup> issue	9,933,000	99.50	10,000.00	SIT	98,833,350,000	412,531,853	511,910,860
4 REPUBLIKA SLOVENIJA 57 <sup>th</sup> issue	9,000,000	107.80	10,000.00	SIT	97,020,000,000	404,962,903	502,518,549
5 REPUBLIKA SLOVENIJA 61 <sup>st</sup> issue	7,124,810	98.80	10,000.00	SIT	70,393,122,800	293,821,927	364,603,689
6 REPUBLIKA SLOVENIJA 62 <sup>nd</sup> issue	6,969,998	95.90	10,000.00	SIT	66,842,280,820	279,000,661	346,211,977
7 REPUBLIKA SLOVENIJA 56 <sup>th</sup> issue	5,000,000	103.00	10,000.00	SIT	51,500,000,000	214,961,756	266,746,086
8 REPUBLIKA SLOVENIJA 33 <sup>rd</sup> issue	248,716	147.00	511.29	EUR	44,785,186,458	186,934,025	231,966,470
9 REPUBLIKA SLOVENIJA 52 <sup>nd</sup> issue	4,000,000	105.10	10,000.00	SIT	42,040,000,000	175,475,577	217,747,679
10 REPUBLIKA SLOVENIJA 55 <sup>th</sup> issue	4,000,000	100.50	10,000.00	SIT	40,200,000,000	167,795,390	208,217,333
11 REPUBLIKA SLOVENIJA 54 <sup>th</sup> issue	3,000,000	112.40	10,000.00	SIT	33,720,000,000	140,747,775	174,653,942
12 REPUBLIKA SLOVENIJA 38 <sup>th</sup> issue	1,000,000	114.49	100.00	EUR	27,429,227,975	114,490,000	142,070,664
13 REPUBLIKA SLOVENIJA 53 <sup>rd</sup> issue	1,000,000	106.50	100.00	EUR	25,515,003,750	106,500,000	132,155,872
14 REPUBLIKA SLOVENIJA 27 <sup>th</sup> issue	1,700,000	100.96	10,000.00	SIT	17,163,200,000	71,639,449	88,897,406
15 NLB 18 <sup>th</sup> issue	150,000	103.00	100,000.00	SIT	15,450,000,000	64,488,527	80,023,826
16 REPUBLIKA SLOVENIJA 50 <sup>th</sup> issue	612,818	103.05	100.00	EUR	15,129,533,523	63,150,895	78,363,958
17 REPUBLIKA SLOVENIJA 48 <sup>th</sup> issue	600,000	103.51	100.00	EUR	14,879,200,215	62,106,000	77,067,348
18 REPUBLIKA SLOVENIJA 29 <sup>th</sup> issue	550,000	106.07	100.00	EUR	13,976,591,984	58,338,500	72,392,257
19 NLB 13 <sup>th</sup> issue	117,335	119.00	100,000.00	SIT	13,962,865,000	58,281,203	72,321,157
20 REPUBLIKA SLOVENIJA 18 <sup>th</sup> issue	500,000	108.60	100.00	EUR	13,009,058,250	54,300,000	67,380,881
21 REPUBLIKA SLOVENIJA 39 <sup>th</sup> issue	21,637,824	98.78	600.00	SIT	12,824,305,528	53,528,839	66,423,948
22 REPUBLIKA SLOVENIJA 26 <sup>th</sup> issue	500,000	105.50	100.00	EUR	12,637,713,125	52,750,000	65,457,486
23 NLB 9 <sup>th</sup> issue	108,474	103.00	100,000.00	SIT	11,172,822,000	46,635,523	57,870,030
24 NLB 10 <sup>th</sup> issue	108,243	102.20	100,000.00	SIT	11,062,434,600	46,174,764	57,298,274
25 REPUBLIKA SLOVENIJA 23 <sup>rd</sup> issue	400,000	109.00	100.00	EUR	10,445,579,000	43,600,000	54,103,249
26 NLB 17 <sup>th</sup> issue	101,694	100.00	100,000.00	SIT	10,169,400,000	42,447,225	52,672,770
27 NLB 19 <sup>th</sup> issue	100,000		100,000.00	SIT	10,000,000,000	41,740,147	51,795,357
28 BTC 2 <sup>nd</sup> issue	400,000	102.30	100.00	EUR	9,803,511,300	40,920,000	50,777,636
29 NLB 12 <sup>th</sup> issue	80,000	103.00	100,000.00	SIT	8,240,000,000	34,393,881	42,679,374
30 NLB 16 <sup>th</sup> issue	77,557	101.30	100,000.00	SIT	7,856,524,100	32,793,247	40,693,147
31 REPUBLIKA SLOVENIJA 49 <sup>th</sup> issue	78,392	107.50	380.00	EUR	7,672,021,907	32,023,132	39,737,511
32 NOVA KBM 7 <sup>th</sup> issue	70,000	101.70	100,000.00	SIT	7,119,000,000	29,714,810	36,873,114
33 NOVA KBM 8 <sup>th</sup> issue	70,000	100.70	100,000.00	SIT	7,049,000,000	29,422,629	36,510,547
34 NLB 11 <sup>th</sup> issue	26,326	105.40	1,000.00	EUR	6,647,701,597	27,747,604	34,432,007
35 NOVA KBM 5 <sup>th</sup> issue	60,000	104.10	100,000.00	SIT	6,246,000,000	26,070,896	32,351,380
36 REPUBLIKA SLOVENIJA 32 <sup>nd</sup> issue	238,655	105.01	100.00	EUR	6,004,090,431	25,061,162	31,098,400
37 REPUBLIKA SLOVENIJA 21 <sup>st</sup> issue	780,077	96.00	7,900.00	SIT	5,916,103,968	24,693,905	30,642,671
38 NOVA KBM 6 <sup>th</sup> issue	50,000	101.30	100,000.00	SIT	5,065,000,000	21,141,384	26,234,348
39 ABANKA VIPA 7 <sup>th</sup> issue	173,000	104.00	100.00	EUR	4,310,478,380	17,992,000	22,326,276
40 ABANKA 6 <sup>th</sup> issue	135,000	104.50	100.00	EUR	3,379,839,581	14,107,500	17,506,000
41 REPUBLIKA SLOVENIJA 44 <sup>th</sup> issue	296,493	110.90	10,000.00	SIT	3,288,107,370	13,724,608	17,030,869
42 BANKA CELJE 8 <sup>th</sup> issue	125,000	104.90	100.00	EUR	3,141,459,969	13,112,500	16,271,304
43 REPUBLIKA SLOVENIJA 31 <sup>st</sup> issue	294,768	102.70	10,000.00	SIT	3,027,267,360	12,635,858	15,679,839
44 NOVA KBM 3 <sup>rd</sup> issue A series	20,000	106.60	100,000.00	SIT	2,791,172,719	11,650,396	14,456,979
45 BANKA CELJE 7 <sup>th</sup> issue	100,000	104.00	100.00	EUR	2,491,606,000	10,400,000	12,905,362
46 BANKA CELJE 5 <sup>th</sup> issue	100,000	101.80	100.00	EUR	2,438,898,950	10,180,000	12,632,364
47 BANKA CELJE 6 <sup>th</sup> issue A series	100,000	100.40	100.00	EUR	2,405,358,100	10,040,000	12,458,638
48 ABANKA 4 <sup>th</sup> issue	100,000	99.04	100.00	EUR	2,372,775,560	9,904,000	12,289,876
49 NOVA KBM 3 <sup>rd</sup> issue B series	18,000		500.00	EUR	2,156,197,500	9,000,000	11,168,102
50 STANOVANJSKI SKLAD RS 2 <sup>nd</sup> issue	20,000	106.00	59,595.88	SIT	1,295,831,314	5,408,819	6,711,804
51 BTC 1 <sup>st</sup> issue	340,000	105.50	14.62	EUR	1,256,390,888	5,244,194	6,507,521
52 HOTELI BERNARDIN	20,000	105.50	231.57	EUR	1,170,606,091	4,886,127	6,063,196
53 STANOVANJSKI SKLAD RS 1 <sup>st</sup> issue	70,965	104.30	20.21	EUR	358,377,601	1,495,873	1,856,230
54 BANKA VIPA 7 <sup>th</sup> issue	10,000	104.99	125.00	EUR	314,415,522	1,312,375	1,628,526
55 BANKA VIPA 6 <sup>th</sup> issue	10,000	103.60	87.50	EUR	217,177,004	906,500	1,124,876
56 BANKA VIPA 5 <sup>th</sup> issue	10,000	102.53	62.50	EUR	153,524,257	640,813	795,184
57 BANKA VIPA 4 <sup>th</sup> issue	8,000	101.55	47.94	EUR	93,306,946	389,465	483,287
58 BANKA VIPA 3 <sup>rd</sup> issue	10,000	101.00	15.98	EUR	38,667,329	161,398	200,279
<b>TOTAL</b>					<b>1,211,583,686,773</b>	<b>5,057,168,085</b>	<b>6,275,440,904</b>

EXCHANGE RATES		
1 USD=	193.0675	SIT as of 30 Apr 2006
1 EUR=	239.5775	SIT as of 30 Apr 2006

## MARKET CAPITALISATION OF BONDS - SEMI-OFFICIAL MARKET

Issue	Number of issued bonds	Price as of 30 Apr 2006	Principal amt. as of 30 Apr 2006	Currency of denomination	Market capitalisation as of 30 Apr 2006 (in SIT)	Market capitalisation as of 30 Apr 2006 (in EUR)	Market capitalisation as of 30 Apr 2006 (in USD)
1 SLOVENSKA ODŠKODNINSKA DRUŽBA 2 <sup>nd</sup> issue	11,803,678	105.01	49.12	EUR	145,865,437,495	608,844,476	755,515,234
2 DARS	134,300	115.50	100,000.00	SIT	15,511,650,000	64,745,855	80,343,144
3 DARS 2 <sup>nd</sup> issue	148,000		100,000.00	SIT	14,800,000,000	61,775,417	76,657,128
4 NLB 15 <sup>th</sup> issue	131,126	105.30	100,000.00	SIT	13,807,567,800	57,632,991	71,516,790
5 DARS 3 <sup>rd</sup> issue	102,000	102.00	100,000.00	SIT	10,404,000,000	43,426,449	53,887,889
6 KD HOLDING 1 <sup>st</sup> issue	400,000	104.60	100.00	EUR	10,023,922,600	41,840,000	51,919,265
7 KD HOLDING 2 <sup>nd</sup> issue	400,000	99.95	100.00	EUR	9,578,308,450	39,980,000	49,611,190
8 POSLOVNI SISTEM MERCATOR	365,400	104.50	100.00	EUR	9,148,099,133	38,184,300	47,382,906
9 ZAVAROVALNICA TRIGLAV 1 <sup>st</sup> issue	30,000	108.70	1,000.00	EUR	7,812,622,275	32,610,000	40,465,756
10 ABANKA VIPA 10 <sup>th</sup> issue	21,000	104.00	1,000.00	EUR	5,232,372,600	21,840,000	27,101,260
11 CIMOS 1 <sup>st</sup> issue	200,000	108.00	100.00	EUR	5,174,874,000	21,600,000	26,803,444
12 BANKA CELJE 9 <sup>th</sup> issue	50,000	100.90	100,000.00	SIT	5,045,000,000	21,057,904	26,130,757
13 POŠTNA BANKA SLOVENIJE 7 <sup>th</sup> issue	40,000	104.00	100,000.00	SIT	4,160,000,000	17,363,901	21,546,868
14 NLB 14 <sup>th</sup> issue	17,000	100.00	1,000.00	EUR	4,072,817,500	17,000,000	21,095,303
15 NLB 8 <sup>th</sup> issue	14,276	102.70	1,000.00	EUR	3,512,554,017	14,661,452	18,193,399
16 FACTOR BANKA 11 <sup>th</sup> issue	13,000	103.70	1,000.00	EUR	3,229,744,278	13,481,000	16,728,576
17 PROBANKA 7 <sup>th</sup> issue	120,000	105.50	100.00	EUR	3,033,051,150	12,660,000	15,709,797
18 ABANKA VIPA 8 <sup>th</sup> issue	100,000	105.00	100.00	EUR	2,515,563,750	10,500,000	13,029,452
19 ABANKA VIPA 9 <sup>th</sup> issue	100,000	104.70	100.00	EUR	2,508,376,425	10,470,000	12,992,225
20 FACTOR BANKA 12 <sup>th</sup> issue	2,500,000		1,000.00	SIT	2,500,000,000	10,435,037	12,948,839
21 POŠTNA BANKA SLOVENIJE 5 <sup>th</sup> issue	10,000	102.00	1,000.00	EUR	2,443,690,500	10,200,000	12,657,182
22 POTEZA NALOŽBE	100,000	100.60	100.00	EUR	2,410,149,650	10,060,000	12,483,456
23 PROBANKA 5 <sup>th</sup> issue	78,500	100.00	100.00	EUR	1,880,683,375	7,850,000	9,741,067
24 POŠTNA BANKA SLOVENIJE 2 <sup>nd</sup> issue	15,000	112.50	100,000.00	SIT	1,702,674,270	7,106,987	8,819,062
25 DBS 4 <sup>th</sup> issue	67,530		100.00	EUR	1,617,866,858	6,753,000	8,379,799
26 PROBANKA 6 <sup>th</sup> issue	65,000	103.00	100.00	EUR	1,603,971,363	6,695,000	8,307,827
27 FACTOR BANKA 8 <sup>th</sup> issue	6,300	102.50	1,000.00	EUR	1,547,071,706	6,457,500	8,013,113
28 FACTOR BANKA 9 <sup>th</sup> issue	5,927	104.60	1,000.00	EUR	1,485,294,731	6,199,642	7,693,137
29 STANOVANJSKI SKLAD RS 3 <sup>rd</sup> issue	20,000	110.00	66,306.93	SIT	1,470,542,841	6,138,067	7,616,729
30 DEOS 1 <sup>st</sup> issue	58,259	100.00	100.00	EUR	1,395,754,557	5,825,900	7,229,360
31 FMR	50,000	103.00	100.00	EUR	1,233,824,125	5,150,000	6,390,636
32 BANKA ZASAVJE 3 <sup>rd</sup> issue	5,000	101.00	1,000.00	EUR	1,209,866,375	5,050,000	6,266,546
33 FACTOR BANKA 10 <sup>th</sup> issue	1,184	100.49	1,000,000.00	SIT	1,189,801,600	4,966,249	6,162,620
34 POŠTNA BANKA SLOVENIJE 6 <sup>th</sup> issue	10,000	104.20	100,000.00	SIT	1,042,000,000	4,349,323	5,397,076
35 FACTOR BANKA 6 <sup>th</sup> issue	10,000	99.00	419.65	EUR	995,335,481	4,154,545	5,155,376
36 PROBANKA 4 <sup>th</sup> issue	50,000	101.50	43.25	EUR	525,857,639	2,194,938	2,723,698
37 AUTOCOMMERCE 1 <sup>st</sup> issue	22,300	106.20	60.61	EUR	343,890,115	1,435,402	1,781,191
38 SIP STROJNA INDUSTRIJA 1 <sup>st</sup> issue B series	17,250		71.61	EUR	295,943,497	1,235,273	1,532,850
<b>TOTAL</b>					<b>302,330,180,156</b>	<b>1,261,930,608</b>	<b>1,565,929,948</b>

EXCHANGE RATES	1 USD=	193.0675 SIT as of 30 Apr 2006
	1 EUR=	239.5775 SIT as of 30 Apr 2006

### D3) MARKET CAPITALISATION OF INVESTMENT FUNDS

	<b>Investment funds</b>	<b>Number of shares traded</b>	<b>Price as of 30 Apr 2006</b>	<b>Market capitalisation as of 30 Apr 2006 (in SIT)</b>	<b>Market capitalisation as of 30 Apr 2006 (in EUR)</b>	<b>Market capitalisation as of 30 Apr 2006 (in USD)</b>
1	NFD 1 DELNIŠKI INVESTICIJSKI SKLAD	160,580,300	322 SIT	51,783,935,144	216,146,905	268,216,738
2	ZLATA MONETA I, ID	136,595,600	143 SIT	19,593,272,864	81,782,608	101,484,055
3	MAKSIMA ID	7,811,823	2,412 SIT	18,839,382,938	78,635,861	97,579,256
4	INFOND ID	8,132,314	2,239 SIT	18,211,178,679	76,013,727	94,325,449
5	KD ID	9,181,542	1,778 SIT	16,322,853,552	68,131,830	84,544,802
6	KRONA SENIOR ID	7,316,086	1,608 SIT	11,767,485,366	49,117,657	60,950,110
7	ZVON ENA ID	2,277,577	2,389 SIT	5,440,402,628	22,708,320	28,178,759
8	INFOND ID 1	4,956,471	1,062 SIT	5,262,483,520	21,965,683	27,257,221
	<b>TOTAL</b>			<b>147,220,994,691</b>	<b>614,502,592</b>	<b>762,536,391</b>

<b>EXCHANGE RATES</b>	1 USD=	193.0675	SIT as of 30 Apr 2006
	1 EUR=	239.5775	SIT as of 30 Apr 2006

## E) OTHER

## E1) INDICATORS AS OF 30 APRIL 2006

ISSUE	Price as of 30 Apr 2006	Total net profit (loss) in 000 SIT in year 2004 or 2005	Earning per share as of 31 Dec 2004 or 31 Dec 2005	P / E <sup>(1)</sup>	Dividend for year 2004	Dividend yield	Book value as of 31 Dec 2004 or 31 Dec 2005	Market book ratio	Turnover ratio <sup>(2)</sup>
<b>PRIME MARKET SHARES</b>									
Droga Kolinska <sup>(6)</sup>	2,478.37 SIT	596,668	41.48 SIT				3,132.44 SIT	0.79	3.42%
Gorenje <sup>(7)</sup>	5,484.69 SIT	5,107,002	435.90 SIT	12.58	100 SIT	1.82%	4,777.85 SIT	1.15	7.52%
Intereuropa	5,337.01 SIT	2,824,667	357.44 SIT	14.93	240 SIT	4.50%	4,515.34 SIT	1.18	4.13%
Krka <sup>(7)</sup>	149,664.57 SIT	23,288,582	6,890.21 SIT	21.72	1,400 SIT	0.94%	32,075.36 SIT	4.67	9.59%
Mercator <sup>(7)</sup>	39,476.53 SIT	3,187,000	1,003.95 SIT	39.32	318 SIT	0.81%	41,195.35 SIT	0.96	8.29%
Merkur	35,946.37 SIT	2,652,193	2,199.61 SIT	16.34	600 SIT	1.67%	31,593.19 SIT	1.14	3.65%
Petrol <sup>(7)</sup>	77,897.23 SIT	8,397,784	4,076.46 SIT	19.11	900 SIT	1.16%	41,039.41 SIT	1.90	8.70%
<b>PRIME MARKET AVERAGE</b>									
Aerodrom <sup>(4)</sup>	8,903.41 SIT	1,969,249	518.70 SIT	17.16	240 SIT	2.70%	5,188.40 SIT	1.72	5.14%
Autocommerce	8,290.00 SIT	1,990,871	724.73 SIT	11.44	128 SIT	1.54%	5,525.23 SIT	1.50	8.41%
Comet	1,788.00 SIT	79,039	47.12 SIT	37.95	200 SIT	11.19%	3,441.87 SIT	0.52	1.17%
Delo <sup>(7)</sup>	26,400.00 SIT	400,486	600.01 SIT	44.00	600 SIT	2.27%	8,946.53 SIT	2.95	4.54%
Delo Prodaja	3,750.00 SIT	641,763	1,106.29 SIT	3.39	310 SIT	8.27%	6,490.22 SIT	0.58	8.86%
Ermona obala	650.00 SIT	(2,342,043)	(1,494.31 SIT)	<sup>(3)</sup>		0.00%	2,920.42 SIT	0.22	6.69%
Etol	49,500.00 SIT	958,886	4,200.86 SIT	11.78	1,350 SIT	2.73%	46,324.30 SIT	1.07	2.06%
Geodetski zavod Slovenije	2,200.00 SIT	57,121	151.08 SIT	14.56	80 SIT	3.64%	3,590.57 SIT	0.61	2.56%
Istrabenz	8,182.24 SIT	9,042,702	1,745.71 SIT	4.69	130 SIT	1.59%	7,708.91 SIT	1.06	2.79%
Kompas MTS <sup>(7)</sup>	729.00 SIT	28984 SIT	9.75 SIT	<sup>(3)</sup>		0.00%	3,688.13 SIT	0.20	6.59%
Luka Koper <sup>(4) (7)</sup>	6,999.99 SIT	4,742,482	338.75 SIT	20.66	245 SIT	3.50%	4,617.67 SIT	1.52	5.29%
Milnotest	986.00 SIT	428,816	179.48 SIT	5.49	52 SIT	5.27%	2,444.86 SIT	0.40	0.88%
Nika <sup>(7)</sup>	3,550.00 SIT	49,811	266.80 SIT	13.31		0.00%	4,739.70 SIT	0.75	2.07%
Pivovarna Laško	7,792.38 SIT	1,076,311	123.13 SIT	63.29	50 SIT	0.64%	4,972.15 SIT	1.57	4.57%
Salus <sup>(7)</sup>	123,001.00 SIT	1,618,678	12,484.26 SIT	9.85	4,500 SIT	3.66%	75,321.39 SIT	1.63	6.05%
Sava <sup>(7)</sup>	44,633.72 SIT	9,162,673	4,572.88 SIT	9.76	580 SIT	1.30%	46,393.91 SIT	0.96	2.34%
Terme Čatež	32,920.00 SIT	679,596	1,386.42 SIT	23.74	1,050 SIT	3.19%	28,723.98 SIT	1.15	2.58%
Žito	28,000.00 SIT	284,852	814.40 SIT	34.38	920 SIT	3.29%	39,594.75 SIT	0.71	5.90%
<b>MARKET AVERAGE <sup>(5)</sup></b>									
				<b>18.61</b>		<b>1.59%</b>		<b>1.64</b>	

Calculated on the basis of last audit consolidated financial statements. Average number of shares traded in last 2 years has been used for the calculations.

(1) P / E = PRICE / EARNINGS PER SHARE

(2) Yearly turnover / average market capitalisation on 30 Apr 2005, 31 Oct 2005 and 30 Apr 2006 .

(3) Not applicable.

(4) By Aerodrom and Luka Koper P / E is calculated on all shares.

(5) Droga Kolinska is excluded from market average.

Average P/E = total market capitalisation of common shares listed on prime market or official market 30 Apr 2006 / total net profit of companies listed on prime market or official market (in year 2004 or 2005), adjusted with share of listed securities.

Average price / book value = total market capitalisation of common shares listed on prime market or official market (30 Apr 2006) / total equity of companies listed on prime market or official market (31 Dec 2004 or 31 Dec 2005), adjusted with share of listed securities.

(6) Financial statement for Droga Kolinska are from unaudit statement on 30 Jun 2005.

(7) Calculated on the basis of audit consolidated financial statements of 2005, results for Gorenje, Krka, Luka Koper, Mercator, Petrol and Sava are based on IASs.

## E2) RECORD VALUES

### RECORD DAILY TURNOVER IN YEAR 2006

7<sup>th</sup> April 2006

	Turnover (in SIT)	Number of bargains	Volume in pieces
Order book trades	4,741,241,342	1,837	574,499
Cross trades	86,986,339	88	25,827
<b>Total</b>	<b>4,828,227,681</b>	<b>1,925</b>	<b>600,326</b>

### MAX AND MIN VALUE OF TURNOVER AND INDICES

	In year 2006		In years 1989-2005	
Monthly turnover - block trades excluded (in SITm)	<b>23,947.29</b>	<b>April</b>	27,481.53	October 2002
Daily turnover - block trades excluded (in SITm)	<b>4,828.23</b>	<b>7 Apr 2006</b>	3,399.13	26 Aug 2002
Number of bargains per day - block trades excluded	<b>1,925</b>	<b>7 Apr 2006</b>	6,391	27 Dec 2002
Value of block trade (in SITm)	2,455.68	31 Apr 2006	17,970.77	23 Nov 2005
Max value of SBI 20 index	<b>4,919.59</b>	<b>28 Apr 2006</b>	5,131.61	1 Feb 2005
Min value of SBI 20 index	4,427.22	29 Mar 2006	891.93	10 Sep 1996
Max value of SBI TOP index	<b>1,122.28</b>	<b>28 Apr 2006</b>	960.74	8 Dec 2005
Min value of SBI TOP index	940.16	3 Jan 2006	534.14	8 Jul 2003
Max value of PIX index	<b>4,060.37</b>	<b>7 Apr 2006</b>	4,752.47	31 Jan 2005
Min value of PIX index	3,733.91	23 Mar 2006	965.15	29 Apr 1999
Max value of BIO index	122.78	3 Jan 2006	123.41	7 Oct 2005
Min value of BIO index	<b>119.26</b>	<b>7 Apr 2006</b>	100.46	5 Jul 1995
<b>Other</b>				
Market capitalisation of shares in SITm	<b>1,782,223</b>	<b>30 Apr 2006</b>	1,761,669	31 Jan 2005
Share in turnover of foreign investors	<b>4.33%</b>	<b>30 Apr 2006</b>	19.68%	31 Dec 2002

### E3) NEW LISTED AND DELISTED SECURITIES AND CHANGES IN YEAR 2006

#### NEW LISTED SECURITIES

##### OFFICIAL MARKET

###### SHARES

Issuer	Trading code	Type of share	Nominal value	Listing date	First trading day
Autocommerce	ACLG	common	1,000 SIT	9 Jan 2006	24 Jan 2006

###### BONDS

Issuer	Trading code	Nomin. value of issue	Issue	Listing date	First trading day
Republika Slovenija	RS61	29,500,000,000 SIT	61 <sup>st</sup> issue	12 Jan 2006	24 Jan 2006
Republika Slovenija	RS62	20,000,000,000 SIT	62 <sup>nd</sup> issue	12 Jan 2006	24 Jan 2006

##### SEMI-OFFICIAL MARKET

###### SHARES

Issuer	Trading code	Type of share	Listing date	First trading day
ALPOS	APOG	common	29 Mar 2006	10 Apr 2006
STOLARNA DOBREPOLJE	SSDG	common	29 Mar 2006	10 Apr 2006

###### BONDS

Issuer	Trading code	Nominal value of issue	Issue	Listing date	First trading day
DARS	DRS3	10,200,000,000 SIT	3 <sup>rd</sup> issue	23 Jan 2006	3 Feb 2006
FACTOR BANKA	FB12	2,500,000,000 SIT	12th issue	21 Feb 2006	7 Mar 2006
KD HOLDING	KDH2	40,000,000 EUR	2 <sup>nd</sup> issue	27 Mar 2006	7 Apr 2006

#### DELISTED SECURITIES

##### OFFICIAL MARKET

###### BONDS

Issuer	Trading code	Issue	Delisting date
Republika Slovenija	RS10	10 <sup>th</sup> issue	23 Feb 2006

##### SEMI-OFFICIAL MARKET

###### SHARES

Issuer	Trading code	Type of share	Delisting date
AGROKOMBINAT	AKMG	common	9 Jan 2006
SATURNUS EMBALAŽA	SELR	common	10 Feb 2006
HOTELI PALACE	PALG	common	15 Feb 2006
IMP KLIMAT	KLLG	common	17 Feb 2006

###### INVESTMENT FUNDS

Issuer	Trading code	Delisting date
MODRA LINIJA	ML0G	13 Jan 2006
VIPA INVEST	VIIN	13 Jan 2006

#### EXTENDED LISTING OF SECURITIES

##### OFFICIAL MARKET

###### SHARES

Issuer	Trading code	Type of share	Number of shares before extension	Number of shares after extension	Extension date
PIVOVARNA LAŠKO	PILR	common	8,576,801	8,576,862	17 Jan 2006

###### BONDS

Issuer	Trading code	Issue	Number of bonds before extension	Number of bonds after extension	Extension date
Republika Slovenija	RS61	61 <sup>st</sup> issue	2,950,000	4,914,999	21 Feb 2006
Republika Slovenija	RS62	62 <sup>nd</sup> issue	2,000,000	5,000,000	21 Feb 2006
Republika Slovenija	RS61	61 <sup>st</sup> issue	4,914,999	7,124,810	25 Apr 2006
Republika Slovenija	RS62	62 <sup>nd</sup> issue	5,000,000	6,969,998	25 Apr 2006

##### SEMI-OFFICIAL MARKET

###### SHARES

Issuer	Trading code	Type of share	Number of shares before extension	Number of shares after extension	Extension date
NFD HOLDING	NF2R	common	31,859,997	33,159,997	16 Feb 2006
KS2 NALOŽBE	KS2R	common	4,353,967	4,505,157	7 Apr 2006

#### REDUCED LISTING OF SECURITIES

##### SEMI-OFFICIAL MARKET

###### SHARES

Issuer	Trading code	Type of share	Number of shares before reduction	Number of shares after reduction	Reduction date
FINIRA	FIRR	common	2,179,206	720,379	18 Apr 2006
KOMPAS MTS	MTSG	common	2,973,005	594,508	25 Apr 2005

#### EXPIRED BONDS IN YEAR 2006

Issuer	Trading code	Issue	Market	Last trading day
NOVA KBM	KBM2	2 <sup>nd</sup> issue	official market	11 Jan 2006
Republika Slovenija	RS22	22 <sup>nd</sup> issue	official market	13 Feb 2006
Republika Slovenija	RS51	51 <sup>st</sup> issue	official market	24 Feb 2006
KD INVESTMENTS	KDO1E	1 <sup>st</sup> issue	semi-official market	9 Mar 2006
BANKA CELJE	BCE4	4 <sup>th</sup> issue	official market	10 Apr 2006
Republika Slovenija	RS25	25 <sup>th</sup> issue	official market	10 Apr 2006
ABANKA	AB05	5 <sup>th</sup> issue	official market	11 Apr 2006

#### MEMBERSHIP IN YEAR 2006

Member	Date	Inclusion/ exclusion	Number of all members
MBH	31 Dec 2005	exclusion	26
NOVA KREDITNA BANKA MARIBOR	3 Jan 2006	inclusion	27
PM&A BPD	1 Apr 2006	exclusion	26

#### CHANGES OF NOMINAL VALUE

ISSUER	Past nominal value	Present nominal value	Number of shares traded	New trading code	Market	Change date
POM-NALOŽBE	1,000 SIT	100,000 SIT	16,317	PPIR	semi-official market	6 Jan 2006
KRONA SENIOR	100 SIT	1,000 SIT	7,316,086	SN0G	semi-official market	6 Feb 2006
LIV POSTOJNA	10,000 SIT	7,000 SIT	161,600	LIVR	semi-official market	20 Feb 2006
POM-INVEST	1,000 SIT	100,000 SIT	22,790	POIG	semi-official market	7 Mar 2006



## F) LIST OF SECURITIES - APRIL 2006

### F1) OFFICIAL MARKET (1)

#### CORPORATE BONDS

	Issuer	Trading code	First trading day	Nominal value of issue traded	Coupon interest rate	Maturity	Sector
1	ABANKA VIPA	AB04	27 Dec 2000	10 EURm	6.25% p.a.	2000-2007	banking
2	ABANKA VIPA	AB06	25 Nov 2002	13.5 EURm	5.9% p.a.	2002-2009	banking
3	ABANKA VIPA	AB07	30 Oct 2003	17.3 EURm	5.3% p.a.	2003-2010	banking
4	BANKA CELJE	BCE5	19 Dec 2001	10 EURm	6% p.a.	2001-2007	banking
5	BANKA CELJE	BCE6A	30 Sept 2002	10 EURm	5.6% p.a.	2002-2008	banking
6	BANKA CELJE	BCE7	17 Nov 2003	10 EURm	5.15% p.a.	2003-2010	banking
7	BANKA CELJE	BCE8	26 Oct 2004	12.5 EURm	4.9% p.a.	2004-2011	banking
8	ABANKA VIPA	VIP3E	13 Nov 1996	2,556,459.41 EUR	7.5% p.a.	1996-2006	banking
9	ABANKA VIPA	VIP4E	3 Dec 1997	2,045,167.52 EUR	7% p.a.	1997-2007	banking
10	ABANKA VIPA	VIP5	24 Dec 1998	2 EURm	6% p.a.	1998-2008	banking
11	ABANKA VIPA	VIP6	6 Mar 2000	2 EURm	5.5% p.a.	1999-2009	banking
12	ABANKA VIPA	VIP7	19 July 2001	2 EURm	6.2% p.a.	2001-2010	banking
13	BLAGOVNO TRGOVINSKI CENTER	BTC1E	24 Feb 1997	17,383,924.96 EUR	10.5% p.a.	1996-2008	retail, wholesale and real estate trade
14	BLAGOVNO TRGOVINSKI CENTER	BTC2	6 Jun 2003	40 EURm	7% p.a.	2001-2011	retail, wholesale and real estate trade
15	HOTELI BERNARDIN	HTB1E	28 June 1999	10,225,837.62 EUR	8.5% p.a.	1999-2009	hotel and restaurant activities
16	NOVA KBM	KBM2	14 Nov 2000	9 EURm	5.9% p.a.	2000-2006	banking
17	NOVA KBM	KBM3	14 Nov 2001	2,000 SITm	5.8% p.a. + TOM	2001-2006	banking
18	NOVA KBM	KBM4	14 Nov 2001	9 EURm	6% p.a.	2001-2006	banking
19	NOVA KBM	KBM5	26 Oct 2004	6,000 SITm	5.3% p.a.	2004-2009	banking
20	NOVA KBM	KBM6	26 Oct 2004	5,000 SITm	4.5% p.a.	2004-2007	banking
21	NOVA KBM	KBM7	30 Jun 2005	7,000 SITm	4.1% p.a.	2004-2011	banking
22	NOVA KBM	KBM8	30 Jun 2005	7,000 SITm	3.9% p.a.	2005-2010	banking
23	NOVA LJUBLJANSKA BANKA	NLB9	18 Jun 2003	10,847.4 SITm	8.5% p.a.	2002-2006	banking
24	NOVA LJUBLJANSKA BANKA	NLB10	18 Jun 2003	10,824.3 SITm	3% p.a. + TOM	2002-2007	banking
25	NOVA LJUBLJANSKA BANKA	NLB11	18 Jun 2003	26,326 EURm	5.1% p.a.	2002-2009	banking
26	NOVA LJUBLJANSKA BANKA	NLB12	14 Nov 2003	8,000 SITm	2.65% + TOM	2003-2008	banking
27	NOVA LJUBLJANSKA BANKA	NLB13	14 Nov 2003	11,733.5 SITm	7% p.a.	2003-2013	banking
28	NOVA LJUBLJANSKA BANKA	NLB16	30 Jun 2005	7,755.7 SITm	4.0% p.a.	2004-2009	banking
29	NOVA LJUBLJANSKA BANKA	NLB17	30 Jun 2005	10,169.4 SITm	3.85% p.a.	2005-2011	banking
30	NOVA LJUBLJANSKA BANKA	NLB18	29 Dec 2005	15,000 SITm	4.15% p.a.	2005-2015	banking
31	NOVA LJUBLJANSKA BANKA	NLB19	29 Dec 2005	10,000 SITm	4.0% p.a.	2005-2016	banking
32	STANOVANJSKI SKLAD RS	SSR1E	4 July 1996	4,083,023.58 EUR	6% p.a.	1995-2010	national mortgage agency
33	STANOVANJSKI SKLAD RS	SSR2	30 June 1998	2,000 SITm	7.2% p.a. + TOM	1998-2008	national mortgage agency

#### MUNICIPAL and GOVERNMENT BONDS

	Issuer	Trading code	First trading day	Nominal value of issue traded	Coupon interest rate	Maturity	Sector
1	REPUBLIC OF SLOVENIA	RS18	15 May 2000	50 EURm	6% p.a.	2000-2010	government bond
2	REPUBLIC OF SLOVENIA	RS21	18 Nov 2002	7,800.77 SITm	1% p.a. + TOM	2001-2015	government bond
3	REPUBLIC OF SLOVENIA	RS23	20 Feb 2001	40 EURm	6% p.a.	2001-2011	government bond
4	REPUBLIC OF SLOVENIA	RS26	14 June 2001	50 EURm	5.375% p.a.	2001-2011	government bond
5	REPUBLIC OF SLOVENIA	RS27	20 Dec 2001	17,000 SITm	4.7% p.a. + TOM	2001-2006	government bond
6	REPUBLIC OF SLOVENIA	RS29	25 Jan 2002	55 EURm	5.375% p.a.	2002-2012	government bond
7	REPUBLIC OF SLOVENIA	RS31	25 Jan 2002	2,974.68 SITm	4.7% p.a. + TOM	2002-2007	government bond
8	REPUBLIC OF SLOVENIA	RS32	25 Jan 2002	23,8655 EURm	5.375% p.a.	2002-2012	government bond
9	REPUBLIC OF SLOVENIA	RS33	9 Apr 2002	127.166 EURm	8% p.a.	2002-2022	government bond
10	REPUBLIC OF SLOVENIA	RS38	30 Apr 2002	100 EURm	5.63% p.a.	2002-2017	government bond
11	REPUBLIC OF SLOVENIA	RS39	18 Nov 2002	21,637,824 SITm	1% p.a. + TOM	2002-2008	government bond
12	REPUBLIC OF SLOVENIA	RS44	29 Nov 2002	2,964.93 SITm	6.65% p.a.	2002-2012	government bond
13	REPUBLIC OF SLOVENIA	RS48	10 Dec 2002	60 EURm	4.75% p.a.	2002-2012	government bond
14	REPUBLIC OF SLOVENIA	RS49	22 Jan 2003	29,789 EUR m	4.75% p.a.	2003-2022	government bond
15	REPUBLIC OF SLOVENIA	RS50	11 Mar 2003	61,281,800 EUR	4.50% p.a.	2003-2013	government bond
16	REPUBLIC OF SLOVENIA	RS52	17 Apr 2003	40,000 SITm	6.25% p.a.	2003-2008	government bond
17	REPUBLIC OF SLOVENIA	RS53	17 Apr 2003	100 EURm	4.875% p.a.	2003-2018	government bond
18	REPUBLIC OF SLOVENIA	RS54	29 Oct 2003	30,000 SITm	5.75% p.a.	2003-2013	government bond
19	REPUBLIC OF SLOVENIA	RS55	24 Feb 2004	40,000 SITm	5% p.a.	2004-2007	government bond
20	REPUBLIC OF SLOVENIA	RS56	24 Feb 2004	50,000 SITm	4.875% p.a.	2004-2009	government bond
21	REPUBLIC OF SLOVENIA	RS57	29 Mar 2004	90,000 SITm	4.875% p.a.	2004-2014	government bond
22	REPUBLIC OF SLOVENIA	RS58	2 Feb 2005	99,330 SITm	3.25% p.a.	2005-2008	government bond
23	REPUBLIC OF SLOVENIA	RS59	2 Feb 2005	184,000 SITm	4% p.a.	2005-2016	government bond
24	REPUBLIC OF SLOVENIA	RS60	14 Apr 2005	130,000 SITm	3.5% p.a.	2005-2010	government bond
25	REPUBLIC OF SLOVENIA	RS61	24 Jan 2006	71,248.10 SITm	3.25% p.a.	2006-2011	government bond
26	REPUBLIC OF SLOVENIA	RS62	24 Jan 2006	69,699.98 SITm	3.5% p.a.	2005-2017	government bond

**TOM** (abbreviation for: "temeljna obrestna mera" - base interest rate) - indexation factor, calculated as twelve month average of monthly consumer price index

## F1) OFFICIAL MARKET (2)

### COMMON SHARES

#### PRIME MARKET SHARES

	Issuer	Trading code	First trading day	Nominal value of issue listed	Number of shares traded	Isin code	Sector
1	DROGA KOLINSKA	DRKR	19 Oct 2005	14,382.915 SITm	14,382,915	SI 003111337 4	packaged foods & meats
2	GORENJE, VELENJE	GRVG	10 Nov 2000 (2 June 1998 free market)	12,200 SITm	12,200,000	SI 003110407 6	household appliances
3	INTEREUROPA, KOPER	IEKG	12 Jan 1998	7,902.413 SITm	7,902,413	SI 003110009 0	retail trade
4	KRKA TOVARNNA ZDRAVIL, NOVO MESTO	KRKG	4 Nov 1997	14,170.448 SITm	3,542,612	SI 003110212 0	pharmaceutical & chemical industry
5	MERCATOR, LJUBLJANA	MELR	22 Dec 1997	32,085.04 SITm	3,208,504	SI 003110008 2	commerce industry, agriculture
6	MERKUR, NAKLO	MER	30 Nov 1998	12,145.85 SITm	1,214,585	SI 003110463 9	wholesale and retail trade
7	PETROL, LJUBLJANA	PETG	5 May 1997	12,517.806 SITm	2,086,301	SI 003110215 3	crude-oil and gas trade

#### SHARES

	Issuer	Trading code	First trading day	Nominal value of issue listed	Number of shares traded	Isin code	Sector
1	AERODROM, LJUBLJANA	AELG	8 Oct 1997	1,936.229 SITm	1,936,229	SI 003110327 6	airport services
2	AUTOCOMMERCE, LJUBLJANA	ACLG	24 Jan 2006	2,886.877 SITm	2,886,877	SI 003110152 8	distributors
3	COMET, ZREČE	CHZG	2 Nov 1998	1,700.688 SITm	1,700,688	SI 003110440 7	grinding wheels and other non-metals production
4	DELO, LJUBLJANA	DELR	13 Jan 1999	667.464 SITm	667,464	SI 003110445 6	publishing
5	DELO PRODAJA	DPRG	12 Feb 2001	593.549 SITm	593,549	SI 003110707 9	trade
6	EMONA OBALA	EOKG	7 Jan 1998	1,741.456 SITm	1,741,456	SI 003110268 2	commerce
7	ETOL, CELJE	ETOG	21 Feb 1997	2,546.19 SITm	254,619	SI 003110133 8	essential oils and fragrances production
8	GEODETSKI ZAVOD SLOVENIJE	GZRG	8 Jan 2001	379.820 SITm	379,820	SI 003111033 9	surveying and cartography
9	ISTRABENZ, KOPER	ITBG	16 June 1997	5,180 SITm	5,180,000	SI 003110207 0	holding companies management
10	KOMPAS MTS	MTSG	8 Dec 2000	594.508 SITm	594,508	SI 003110370 6	catering service, border-crossing and tourist services
11	LUKA KOPER	LKPG	20 Nov 1996	7,140 SITm	7,140,000	SI 003110134 6	transport
12	MLINOTEST, AJDOVŠČINA	MAJG	3 Apr 2000	2,389.177 SITm	2,389,177	SI 003110820 0	food processing industry
13	NIKA, BREŽICE	NIKA	23 June 1992	479.688 SITm	479,688	SI 003110079 3	financial consultancy and services
14	PIVOVARNA LAŠKO	PILR	1 Feb 2000	8,576.862 SITm	8,576,862	SI 003110741 8	brewery
15	SALUS, LJUBLJANA	SALR	16 Jan 1992	134.98 SITm	134,980	SI 003110568 5	full-line pharmaceutical
16	SAVA, KRANJ	SAVA	6 Jan 2000	20,069.87 SITm	2,006,987	SI 003110845 7	wholesale chemicals
17	TERME ČATEŽ	TCRG	26 Aug 1993	3,587.496 SITm	597,916	SI 003110063 7	health resort
18	ŽITO, LJUBLJANA	ZTOG	20 Mar 2000	3,487.65 SITm	348,765	SI 003110844 0	flour, bread, pasta and sweets production

#### PREFERRED SHARES

	Issuer	Trading code	First trading day	Nominal value of issue listed	Number of shares traded	Isin code	Sector
1	PROBANKA, MARIBOR	PRBP	30 Mar 1993	396.235 SITm	396,235	SI 002120040 5	banking

## TRADED SECURITIES - APRIL 2006

### F2) SEMI-OFFICIAL MARKET (1)

#### CORPORATE BONDS

	Issuer	Trading code	First trading day	Nominal value of issue traded	Interest rate	Maturity	Sector
1	ABANKA VIPA	AB08	22 Sep 2004	10 EURm	4.9% p.a.	2003-2011	banking
2	ABANKA VIPA	AB09	22 Sep 2004	10 EURm	4.7% p.a.	2003-2011	banking
3	ABANKA VIPA	AB10	7 Mar 2005	21 EURm	4.6% p.a.	2004-2011	banking
4	BANKA CELJE	BCE9	19 Dec 2005	5,000 SITm	3.8% p.a.	2005-2010	banking
5	AUTOCOMMERCE	ACL1E	15 Dec 1997	11,401,808.95 EUR	8% p.a.	1997-2006	foreign and domestic trade, service and production
6	BANKA ZASAVJE	BZ03	27 Jul 2004	5 EURm	4.5% p.a.	2004-2011	banking
7	CIMOS	CIM1	21 Jul 2005	20 EURm	5.75% p.a.	2004-2011	automobile industry
8	DARS	DRS1	30 Dec 2004	13,430 SITm	5.1% p.a.	2004-2024	performing financial engineering, preparatory, organization and policy making of building, maintenance of road network and management of super highways in Republic of Slovenia
9	DARS	DRS2	8 Nov 2005	14,800 SITm	4.5% p.a.	2005-2025	performing financial engineering, preparatory, organization and policy making of building, maintenance of road network and management of super highways in Republic of Slovenia
10	DARS	DRS3	3 Feb 2006	10,200 SITm	4,0% p.a.	2005-2020	performing financial engineering, preparatory, organization and policy making of building, maintenance of road network and management of super highways in Republic of Slovenia
11	DEOS	DEO1	28 Sep 2005	5,8259 EURm	6% p.a.	2004-2014	the construction and maintenance of safe homes
12	FMR	FMR1	5 May 2005	5 EURm	4,6 % p.a.	2004-2009	holding companies management
13	FACTOR BANKA	FB06	23 May 2005	4,196 EURm	2 % + 6month EURIBOR	2002-2009	banking
14	FACTOR BANKA	FB08	10 May 2005	6,3 EURm	4,8% p.a.	2003-2008	banking
15	FACTOR BANKA	FB09	10 May 2005	5,927 EURm	4,8% p.a.	2004-2014	banking
16	FACTOR BANKA	FB10	10 May 2005	1,184 SITm	4,25% p.a.	2004-2007	banking
17	FACTOR BANKA	FB11	25 Oct 2005	13 EURm	1,5% + 6 month EURIBOR	2005-2020	banking
18	FACTOR BANKA	FB12	7 Mar 2006	2,500 SITm	3,75% p.a.	2005-2010	banking
19	KD HOLDING	KDH1	16 Dec 2005	40 EURm	5,45% p.a.	2005-2015	holding companies management
20	KD HOLDING	KDH2	7 Apr 2006	40 EURm	4,85% p.a.	205-2015	holding companies management
21	NOVA LJUBLJANSKA BANKA	NLB8	22 Nov 2002	14,276 EURm	5,5% p.a.	2002-2007	banking
22	NOVA LJUBLJANSKA BANKA	NLB14	6 Jul 2004	17 EURm	5% p.a.	2003-2008	banking
23	NOVA LJUBLJANSKA BANKA	NLB15	1 Dec 2004	13,112,6 SITm	4,8% p.a.	2004-2012	banking
24	POSLOVNI SISTEM MERCATOR	MEO1	10 Feb 2005	36,54 EURm	4,8% p.a.	2004-2011	banking
25	POŠTNA BANKA SLOVENIJE	PBS2	27 Dec 2002	1,500 SITm	6% + TOM	2000-2007	commerce industry, agriculture
26	POŠTNA BANKA SLOVENIJE	PBS5	6 Jan 2004	10 EURm	4,8% p.a.	2004-2008	banking
27	POŠTNA BANKA SLOVENIJE	PBS6	21 Jul 2005	4,000 SITm	4,4% p.a.	2004-2012	banking
28	POŠTNA BANKA SLOVENIJE	PBS7	21 Jul 2005	1,000 SITm	4,7% p.a.	2004-2011	banking
29	POTEZA NALOŽBE	PNO1	29 Sep 2004	10 EURm	5,25% p.a.	2003-2011	enterprise and business counseling
30	PROBANKA, MARIBOR	PRB4	15 Mar 2000	5 EURm	5,5% p.a.	1999-2007	banking
31	PROBANKA, MARIBOR	PRB5	26 Apr 2002	7,85 EURm	6,25% p.a.	2001-2006	banking
32	PROBANKA, MARIBOR	PRB6	30 Jul 2003	6,5 EURm	5,7% p.a.	2002-2008	banking
33	PROBANKA, MARIBOR	PRB7	5 May 2004	12 EURm	5,2% p.a.	2004-2010	banking
34	SIP, STROJNA INDUSTRIJA	SIPBE	19 June 2000	1,763,958.99 EUR	6% p.a.	1999-2009	manufacturing farm equipment
35	DEŽELNA BANKA SLOVENIJE	SZB4	1 Apr 2004	6,753 EURm	6% p.a.	2004-2007	banking

#### INSURANCE

	Issuer	Trading code	First trading day	Nominal value of issue traded	Coupon interest rate	Maturity	Sector
1	ZAVAROVALNICA TRIGLAV	ZT01	2 Jun 2004	30 EURm	5.125% p.a.	2003-2013	insurance

#### MUNICIPAL and GOVERNMENT BONDS

	Issuer	Trading code	First trading day	Nominal value of issue traded	Coupon interest rate	Maturity	Sector
1	SLOVENSKA ODŠKODNINSKA DRUŽBA	SOS2E	7 Apr 1997	603,522 SITm	6 % p.a.	1996-2016	meeting commitments deriving from denationalisation process
2	STANOVANJSKI SKLAD RS	SSR3	8 May 2001	2,000 SITm	6.1% p.a. + TOM	2001-2011	national mortgage agency

**TOM** (abbreviation for: "temeljna obrestna mera"- base interest rate) - indexation factor calculated as twelve month average of monthly consumer price index

## F2) SEMI-OFFICIAL MARKET (2)

### COMMON SHARES

	Issuer	Trading code	First trading day	Nominal value of issue traded	Number of shares traded	Isin code	Sector
1	AKTIVA NALOŽBE, LJUBLJANA	ATPG	27 Feb 2004	13.591.508 SITm	13.591.508	SI 002111216 2	holding companies management
2	ALPETOUR POTOVALNA AGENCIJA	APAG	2 Aug 2000	748.680 SITm	374.340	SI 003110989 3	passengers transport
3	ALPOS	APOG	10 Apr 2006	1.449 SITm	144.913	SI 003111342 4	production of metal goods and equipment
4	AVTOPREVOZNIŠTVO IN SERVISI, VELENJE	ASVG	1 Sep 1997	308.696 SITm	308.696	SI 003110315 1	transport company
5	BELINKA HOLDING	BELG	19 Oct 2000	2.702.532 SITm	2.702.532	SI 003110216 1	holding companies management
6	CAPITA	CAP1	5 Sep 1997	315.963 SITm	315.963	SI 002110003 5	holding companies management
7	CETIS, CELJE	CETG	10 Mar 1997	2.400 SITm	200.000	SI 003110084 3	paper industry and graphics
8	CINKARNA, CELJE	CICG	6 Mar 1998	4.874.862 SITm	812.477	SI 003110380 5	metallurgical and chemical industry
9	COLOR, MEDVODE	COMG	15 Jan 1998	1.900.782 SITm	950.391	SI 003110360 7	resin, colours and varnish industry
10	CREINA, KRANJ	CRKG	21 Feb 2000	155.520 SITm	38.880	SI 003110915 8	production and wholesale of agricultural and industrial machines and gadgets
11	DZS, LJUBLJANA	DZS	12 May 1999	1.429.368 SITm	1.429.368	SI 003110527 1	publishing and trading
12	EKOLES, ŠKOFJA LOKA - V LIKVIDACIJI	GKRG	17 Sep 1999	51.399 SITm	51.399	SI 003110714 5	forest management and sale of wood products
13	ELMO, LJUBLJANA	IELG	22 Feb 2001	708 SITm	708.000	SI 003111026 3	electrical installations
14	ETRA 33	ETRG	7 Nov 2002	454.23 SITm	45.423	SI 003110712 9	production of electromotors, generators and transformers
15	FINIRA	FIRR	10 Oct 2002	720.379 SITm	720.379	SI 002111138 8	holding companies management
16	FOND INVEST	MHLG	30 Jan 2001	595.241 SITm	595.241	SI 003111007 3	holding companies management
17	GEA COLLEGE	GEAL	5 Jan 1995	248.2 SITm	248.200	SI 003110080 1	consulting
18	GEA TOVARNA OLJA	GSBG	30 June 1996	1.254.96 SITm	1.254.960	SI 003110129 6	oil - producing industry
19	GORENJSKI TISK, KRANJ	GTKG	19 Sep 1996	1.070.328 SITm	1.070.328	SI 003110119 7	graphics services
20	GORIŠKE OPEKARNE, RENČE	GORG	8 Mar 1999	523.634 SITm	523.634	SI 003110499 3	production of different clay brick products
21	GOZDNO GOSPODARSTVO BLED	GGBG	27 Dec 1999	611.9 SITm	611.900	SI 003110737 6	forest management
22	GRAND HOTEL UNION	GHUG	5 Jan 2000	1.814.613 SITm	1.814.613	SI 003110865 5	hotel industry
23	HELIOS, DOMŽALE	HDOG	19 Sep 1996	2.198.61 SITm	219.861	SI 003110114 8	intermediary on fuel, mine sector
24	HIDROTEHNIK, LJUBLJANA	VHLG	5 July 1999	2.198.61 SITm	384.472	SI 003110551 1	building industry and protection against flood damage
25	HRAM HOLDING	ST1R	27 Jan 2004	4.346.667 SITm	4.346.667	SI 002111210 5	holding companies management
26	IMP ČRPALKE	ICRG	9 Sep 1998	333.034 SITm	333.034	SI 003110434 0	production of pumps
27	INFOND HOLDING	IFFR	23 Sept 2002	16.833.414 SITm	16.833.414	SI 002111076 0	holding companies management
28	INFOND HOLDING 1	IFHR	22 Jul 2004	3.777.004 SITm	3.777.004	SI 002111308 7	holding companies management
29	INLES, RIBNICA	IHPG	8 Oct 1999	1.424.82 SITm	712.410	SI 003110745 9	production of furniture
30	INTARA, LJUBLJANA	INTR	5 Jan 1995	101 SITm	101.000	SI 003110114 8	brokerage house
31	INTERTRADE ITA	INRG	20 Oct 1997	695.31 SITm	69.531	SI 003110333 4	mechanical engineering representative
32	ISKRA AVTOELEKTRIKA	IALG	26 Oct 2004	3.216.626 SITm	1.608.313	SI 003110704 6	production of electrical equipment for machinery and vehicles
33	JADRAN, SEŽANA	JASG	23 Sep 1996	165.302 SITm	165.302	SI 003110154 4	commerce industry
34	JATA EMONA	JAMR	15 Jan 2002	3.197.534 SITm	3.197.534	SI 003111109 7	production and retailing of poultry meat
35	JAVOR, PIVKA	JPIG	13 Nov 2000	1.194.7 SITm	1.194.700	SI 003110910 9	production of plywood, bound and layer wood, fibre and other slabs
36	JELEN, SLOVENSKE KONJICE	JESG	29 Nov 1999	67.798 SITm	67.798	SI 003110430 8	restaurant & hotel capacities
37	JUTEKS, ŽALEC	JTKG	2 Nov 1999	641.432 SITm	641.432	SI 003110786 3	carpet production on various linings
38	KD HOLDING	KDHR	5 Feb 2001	21.405.12 SITm	2.675.640	SI 003111046 1	holding companies management
39	KOŠAKI TMI, MARIBOR	TKMG	11 Oct 1999	432.36 SITm	43.236	SI 003110424 1	secondary meat industry and production of meat products
40	KRONA HOLDING	KRHR	9 May 2002	1.287.121 SITm	1.287.121	SI 002111124 8	holding companies management
41	KS2 NALOŽBE	KS2G	22 Dec 2003	4.505.157 SITm	4.505.157	SI 002111203 0	holding companies management
42	LESNINA	MILG	12 Jan 2002	2.906.81 SITm	76.495	SI 003111116 2	wholesale and retail of furniture
43	LESNINA EMMI, SLOVENSKA BISTRICA	LSBG	8 May 1996	689.49 SITm	689.490	SI 003110035 5	aluminium and wood production

## F2) SEMI-OFFICIAL MARKET (3)

### COMMON SHARES

	Issuer	Trading code	First trading day	Nominal value of issue traded	Number of shares traded	Isin code	Sector
44	LIP BLEĐ	LLBG	12 Jan 2000	1,942.454 SITm	1,942,454	SI 003110871 3	wood manufacturing
45	LIV POSTOJNA	LIVR	16 Nov 1999	1,131.2 SITm	161,600	SI 003111353 1	production of vacuum cleaners, plastic tubes and fittings, bicycles, hydraulic elevators and concrete mixers
46	LIZ INŽENIRING, LJUBLJANA	LIZG	11 Mar 1999	123.846 SITm	123,846	SI 003110371 4	consulting and engineering in object construction
47	MARINA, PORTOROŽ	MAPG	19 Sep 1996	627.864 SITm	313,932	SI 003110058 7	naautical and hotel industry
48	MAKSIMA HOLDING	MAHR	6 May 2003	6,399.85 SITm	6,399,850	SI 002111151 1	holding companies management
49	MAKSIMA INVEST	MKIR	26 Oct 2004	7,451.949 SITm	7,451,949	SI 002111319 4	holding companies management
50	MEDALJON, MARIBOR	MEDR	12 Oct 1999	1,734 SITm	1,734,000	SI 003110691 5	management of holding companies, business operations of own real estate and renting own real estate
51	MEDVEŠEK PUŠNIK, LJUBLJANA	MPL	12 Dec 1997	160 SITm	80,000	SI 002110324 5	financial consulting
52	MELAMIN, KOČEVJE	MKOG	23 Sep 1996	349.913 SITm	349,913	SI 00311020 1	chemical industry
53	MERCATA	MROA	27 Jul 2004	2,891.874 SITm	2,891,874	SI 002111199 0	holding companies management
54	MESNA INDUSTRIJA PRIMORSKE	MIPG	19 June 2000	1,478.742 SITm	1,478,742	SI 003110969 5	meat processing industry; wholesale and retail trade with provisions
55	MITOL, SEŽANA	MISG	15 May 1997	687.627 SITm	687,627	SI 003110271 6	production and sale of adhesive substances and resinous compound
56	MKT PRINT	MKTG	11 Oct 1999	1,039.54 SITm	103,954	SI 003110094 2	printing, publishing, retail and wholesale
57	MODRA LINJA HOLDING	MLHR	20 Nov 2002	1,882.991 SITm	1,882,991	SI 002111058 8	holding companies management
58	M1	M1R	4 Aug 2004	2,681.638 SITm	2,681,638	SI 002111311 1	holding companies management
59	NAMA, LJUBLJANA	NALN	30 Apr 2004	953.795 SITm	953,795	SI 003110269 0	retail trade and renting of business premises
60	NFD HOLDING	NFZR	10 Dec 2003	33,159.997 SITm	33,159,997	SI 002111200 6	holding companies management
61	NIKO, ŽELEZNIKI	NKPG	17 Sep 1999	358.75 SITm	35,875	SI 003110717 8	office material, industrial paper-clips, electromagnets and other metal mechanisms production
62	PLAMA PUR	POPG	6 Dec 1999	686.798 SITm	686,798	SI 003110822 6	production and refashioning of poliuretanic (plastic) foams
63	POM-INVEST	POIG	19 Oct 2001	2,279 SITm	22,790	SI 002111357 4	holding companies management
64	POM-NALOŽBE	PPIR	13 May 2004	1,631.7 SITm	16,317	SI 002111358 2	holding companies management
65	PRVA POKOJNINSKA DRUŽBA	PPDG	20 Jul 2005	1,700 SITm	170,000	SI 002120064 5	company's core activity includes pension funds
66	RTC KRVAVEC	RKRG	17 Oct 1997	2,311.468 SITm	1,155,734	SI 003110328 4	ski resort
67	SIJAJ, HRASTNIK	SIHG	7 Oct 1999	268.8 SITm	26,880	SI 003110742 6	production of decorative lights and metal products
68	STOLARNA DOBRPOLJE	SSDG	10 Apr 2006	195.05 SITm	195,049	SI 003111222 8	production of furniture
69	KD GROUP	SKDR	21 Dec 2000	372.872 SITm	186,436	SI 003111016 4	holding companies management
70	SLOVENIJALES, LJUBLJANA	SLLG	8 May 1996	2,733.77 SITm	273,377	SI 003110040 5	commerce, engineering, representation
71	TEKSTINA, AJDOVŠČINA	TEAG	12 Feb 1997	1,127.293 SITm	1,127,293	SI 03110221 1	textile industry
72	TERME DOBRNA	ZDDG	5 July 1999	692.542 SITm	692,542	SI 03110539 6	medical services, tourist and hotel trade
73	TOSAMA, DOMŽALE	TODG	13 Sep 1996	2,956.7 SITm	295,670	SI 003110136 1	sanitary material production
74	TOVARNA SLADKORJA ORMOŽ	TSOR	12 Apr 1996	4,971.63 SITm	497,163	SI 003110020 7	sugar production
75	TRDNJAVA I HOLDING	TROR	31 Mar 2004	2,593.123 SITm	2,593,123	SI 002111219 6	holding companies management
76	TRDNJAVA I HOLDING	TR1R	31 Mar 2004	891.75 SITm	891,750	SI 002111220 4	holding companies management
77	TRIGLAV NALOŽBE	TRSG	7 Apr 2004	13,182.366 SITm	13,182,366	SI 002111223 8	holding companies management
78	TRIGLAV, finančna družba	TFDR	4 Mar 2003	6,356.989 SITm	6,356,989	SI 002111120 6	holding companies management
79	TUB SWATY, MARIBOR	TUBG	30 Dec 1997	1,155.76 SITm	288,940	SI 003110344 1	production and trade of knife grinders
80	VELANA, LJUBLJANA	VLJG	23 Dec 2002	1,409.645 SITm	1,409,645	SI 003110069 4	non-clothing textile manufacturer
81	VIPA HOLDING	VHDR	5 Nov 2003	7,347.565 SITm	7,347,565	SI 002111131 3	other financial intermediation
82	VIZIJA HOLDING	VIHR	17 Mar 2003	2,277.503 SITm	2,277,503	SI 002111125 5	holding companies management
83	VIZIJA HOLDING ENA	VZPG	3 Feb 2004	2,129.725 SITm	2,129,725	SI 002111211 3	holding companies management
84	ZDRAVILIŠČE ROGAŠKA	RGS	11 Feb 1999	900.462 SITm	900,462	SI 003110489 4	health resort
85	ZLATA MONETA II finančna družba	ZM2R	13 Nov 2003	8,232.861 SITm	8,232,861	SI 002111198 2	other financial intermediation
86	ZVON ENA HOLDING	ZVHR	30 Oct 2003	12,431.743 SITm	12,431,743	SI 002111177 6	holding companies management
87	ZVON DVA HOLDING	ZV2R	25 Feb 2004	14,120.934 SITm	14,120,934	SI 002111215 4	holding companies management
88	ŽELEZARNA RAVNE - MONTER DRAVOGRAD	ZMDG	17 Sep 1999	336.225 SITm	336,225	SI 003110696 4	management of investment portfolios of subsidiaries
89	ŽITO INTES	IMTG	9 Mar 2000	2,518.194 SITm	2,518,194	SI 003110920 8	cereal processing and production of farinaceous food

### PREFERRED SHARES

	Issuer	Trading code	First trading day	Nominal value of issue traded	Number of shares traded	Isin code	Sector
1	KD HOLDING	KDHP	18 July 2001	2,131.304 SITm	266,413	SI 003120050 2	holding companies management
2	PRVA POKOJNINSKA DRUŽBA	PPDG	20 Jul 2005	1,700 SITm	170,000	SI 002120064 5	pension insurance
3	ZDRAVILIŠČE ROGAŠKA	RGP	11 Feb 1999	55.976 SITm	27,988	SI 003120028 8	health resort

### INVESTMENT FUNDS

	Issuer	Trading code	First trading day	Nominal value of issue traded	Number of shares traded	Isin code	Sector
1	MAKSIMA, delniška ID	MAIR	21 May 2003	7,811.823 SITm	7,811,823	SI 002111152 9	investment fund
2	INFOND ID	IFIR	23 Sept 2002	8,132.314 SITm	8,132,314	SI 002111078 6	investment fund
3	INFOND ID 1	IFDR	2 Aug 2004	4,956.471 SITm	4,956,471	SI 002111307 9	investment fund
4	KD ID	KDIR	9 Feb 2001	9,181.542 SITm	9,181,542	SI 002111341 8	investment fund
5	KRONA SENIOR	SNOG	8 Dec 1998	7,316.086 SITm	7,316,086	SI 002110590 1	investment fund
6	NFD 1 DELNIŠKI INVESTICIJSKI SKLAD	NFIN	26 Oct 1998	15,833.01 SITm	160,580,300	SI 002110600 8	investment fund
7	ZLATA MONETA I	ZM1N	31 Mar 1999	13,659.56 SITm	136,595,600	SI 002110617 2	investment fund
8	ZVON ENA ID	ZVIR	24 Nov 2003	2,277.577 SITm	2,277,577	SI 002111178 4	investment fund