



LJUBLJANA STOCK EXCHANGE
Investment Point of Slovenia.

MONTHLY STATISTICS
LJUBLJANA STOCK EXCHANGE
December and year 2006
Year XII., No. 12/06

TURNOVER

Market	December 2006			Year 2006		
	Turnover (in EURm)	Volume in pieces	Number of bargains	Turnover EURm) (in EURm)	Volume in pieces	Number of bargains
Official market	84.9	2,264,647	12,946	749.0	9,777,954	97,359
Prime market shares	54.5	556,419	6,857	578.6	3,714,139	63,509
Shares	24.3	319,406	3,014	144.1	2,761,022	25,769
Bonds	3.9	382,525	2,373	23.5	2,140,590	7,159
Mutual funds	2.2	1,006,297	702	2.8	1,162,203	922
Semi-official market	18.7	2,473,831	7,425	247.5	70,142,605	131,582
Shares	6.2	665,749	4,210	78.5	12,659,689	76,968
Bonds	5.7	117,120	365	57.5	1,074,733	4,537
Investment companies	6.9	1,690,962	2,850	111.4	56,407,583	50,076
Short-term securities	0.0	0	0	0.0	600	1
Market maker trading segment*	36.7	953,028	51	1,765,706.0	43,215,695	1,264
Bonds	16.0	447,338	25	1,026,115.8	25,353,799	643
Short-term securities	20.7	505,690	26	739,590.2	17,861,896	621
Total via BTS	103.6	4,738,478	20,371	996.5	79,920,559	228,941

*special segment for trading in securities issued by Republic of Slovenia.

MONTHLY TURNOVER BY MARKETS
IN 000 EUR - SHARES

	Organised market	Block trades	Off-market trades*
dec.05	33,826	51,727	150,457
jan.06	44,361	18,553	123,498
feb.06	40,354	29,833	94,302
mar.06	49,323	99,904	48,855
apr.06	86,618	58,438	102,011
may.06	74,730	65,939	147,875
jun.06	59,961	39,998	70,502
jul.06	50,467	80,981	50,276
aug.06	69,261	46,236	35,810
sep.06	70,616	55,336	59,597
oct.06	101,503	65,064	82,726
nov.06	69,039	34,876	72,613
dec.06	84,984	55,132	117,440

* appreciation of off-market transactions with listed securities based on volume of off-market transaction (block trades excluded) and their monthly average prices

NOMINAL RETURN

STOCK EXCHANGE INDICES	Nominal return 31 Dec 2006 / 30 Nov 2006	Nominal return 31 Dec 2006 / 31 Dec 2005
Slovene Stock Exchange Index (SBI20)	5.20%	37.86%
Slovene Blue-Chip Index (SBI TOP)	3.71%	56.57%
Investment Fund Index (PIX)	3.79%	28.31%
Bond Index (BIO)	-0.52%	-2.98%

MARKET SIZE

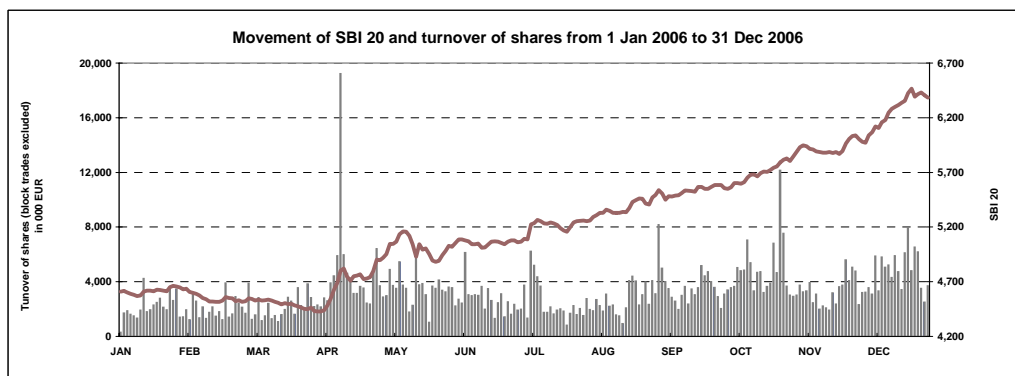
Market	Market capitalisation (in EURm)	Number of securities	Number of issuers
Official market	15,528.36	103	39
Prime market shares	5,999.37	8	8
Shares	3,796.56	20	20
Bonds	5,619.00	72	11
Mutual funds	113.43	3	2
Semi-official market	3,423.15	102	90
Shares	1,717.15	74	72
Bonds	1,012.58	21	12
Investment companies	693.42	7	7
Total (cap. of shares)	11,513.08	205	130

MONTHLY TURNOVER BY MARKETS
IN 000 EUR - OTHER SECURITIES

	Organised market			
	semi-official market	Market maker segment**	Block trades	Off-market trades*
dec.05	19,160	215,429	34,850	58,838
jan.06	13,509	148,501	22,983	95,776
feb.06	15,327	131,994	18,173	36,249
mar.06	18,176	286,374	16,784	44,675
apr.06	13,334	188,194	24,524	13,197
may.06	14,012	244,806	10,944	40,431
jun.06	15,294	223,830	8,486	27,473
jul.06	18,163	173,800	9,642	61,250
aug.06	16,790	110,512	4,297	87,251
sep.06	18,839	85,816	5,944	21,785
oct.06	16,345	68,437	10,828	11,112
nov.06	16,818	66,708	17,757	22,422
dec.06	18,652	36,734	13,334	64,423

* appreciation of off-market transactions with listed securities based on volume of off-market transaction (Block and Market Maker Trading Segment trades excluded) and their monthly average prices

** special segment for trading in securities issued by Republic of Slovenia





LJUBLJANA STOCK EXCHANGE
Investment Point of Slovenia.

ISSUER

Ljubljana Stock Exchange Inc.
Slovenska 56
1000 Ljubljana

INFORMATIONS

E-mail:	info@ljse.si
Phone:	+386 1 47-10-211 +386 1 47-10-205
Contact persons:	Saša Cvetanović, Boštjan Šbül

STATISTICS ON WEB:

<http://www.ljse.si/cgi-bin/jve.cgi?doc=1989&sid=oW6SxKEMNaGgXs4b>

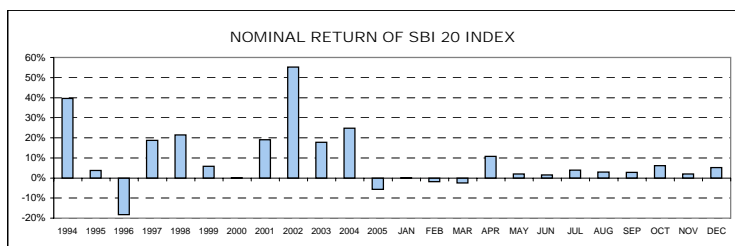
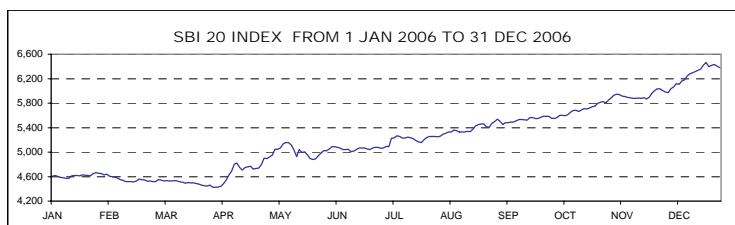
INDEX

	Page
A) STOCK EXCHANGE INDICES	1
A1) Values, yields and movements of Stock Exchange Indices	1
A2) Index compositions	3
B) NUMBER OF ISSUERS, TRADED SECURITIES AND MEMBERS	4
C) TURNOVER	5
C1) Monthly turnover by securities on official market	5
C2) Monthly turnover by securities on semi-official market	7
C3) Monthly turnover by securities on market maker trading segment	10
C4) Semi-annual turnover by securities on official market	12
C5) Semi-annual turnover by securities on semi-official market	14
C6) Semi-annual turnover by securities on market maker trading segment	17
C7) Most traded securities in June 2006	19
C8) Most traded securities in first half-year 2006	20
C9) Turnover by LJSE members in June 2006	21
C10) Turnover by LJSE members in first half-year 2006	25
C11) Monthly turnover in Years 2005 and 2006	29
D) MARKET CAPITALISATION	32
D1) Market capitalisation of shares	32
D2) Market capitalisation of bonds	35
D3) Market capitalisation of investment funds	38
E) OTHER	39
E1) Indicators (shares on official market)	39
E2) Record values	40
E3) New listed securities and changes	41
F) LIST OF SECURITIES	42
F1) Official market	42
F2) Semi-official market	44

A) STOCK EXCHANGE INDICES

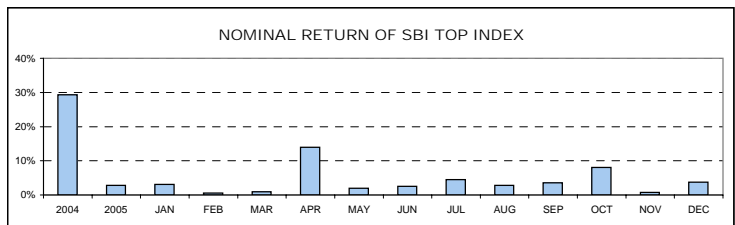
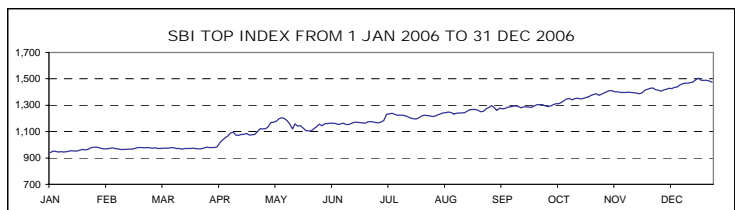
SBI 20 - SLOVENE STOCK EXCHANGE INDEX

Year	Max	Date	Min	Date	Close	Nominal return
1994	1,804.00	10 May 1994	1,015.92	6 Jan 1994	1,396.81	39.68%
1995	1,590.17	9 Nov 1995	1,016.99	13 July 1995	1,448.75	3.72%
1996	1,589.18	13 Mar 1996	891.93	10 Sept 1996	1,183.26	-18.33%
1997	1,655.36	10 Feb 1997	1,052.44	8 Jan 1997	1,404.70	18.71%
1998	2,026.47	10 Aug 1998	1,378.49	6 Jan 1998	1,705.77	21.43%
1999	1,981.87	19 Feb 1999	1,679.48	5 Jan 1999	1,806.26	5.89%
2000	1,903.66	24 Jan 2000	1,584.23	25 May 2000	1,807.94	0.09%
2001	2,159.35	19 Dec 2001	1,700.24	25 Apr 2001	2,151.59	19.01%
2002	3,547.64	8 Nov 2002	2,140.80	3 Jan 2002	3,356.44	56.00%
2003	4,034.53	5 Dec 2003	3,067.67	3 Jul 2003	3,931.64	17.14%
2004	4,935.29	15 Nov 2004	3,922.74	5 Jan 2004	4,904.48	24.74%
2005	5,131.61	1 Feb 2005	4,301.58	28 Sep 2005	4,630.10	-5.59%
Year 2006	Max	Date	Min	Date	Close	Nominal return
January	4,663.04	25 Jan 2006	4,569.47	10 Jan 2006	4,637.03	0.15%
February	4,606.29	1 Feb 2006	4,515.97	15 Feb 2006	4,549.71	-1.88%
March	4,543.71	1 Mar 2006	4,427.22	29 Mar 2006	4,438.97	-2.43%
April	4,919.59	28 Apr 2006	4,483.79	3 Apr 2006	4,919.59	10.83%
May	5,159.15	10 May 2006	4,881.34	24 May 2006	5,019.27	2.03%
June	5,092.89	30 Jun 2006	5,011.86	13 Jun 2006	5,092.89	1.47%
July	5,291.80	31 Jul 2006	5,087.57	3 Jul 2006	5,291.80	3.91%
August	5,537.90	29 Aug 2006	5,308.88	1 Aug 2006	5,450.85	3.01%
September	5,603.19	29 Sep 2006	5,478.74	4 Sep 2006	5,603.19	2.79%
October	5,947.18	30 Oct 2006	5,597.21	3 Oct 2006	5,947.18	6.14%
November	6,067.25	30 Nov 2006	5,868.48	16 Nov 2006	6,067.25	2.02%
December	6,464.80	18 Dec 2006	6,107.18	4 Dec 2006	6,382.92	5.20%



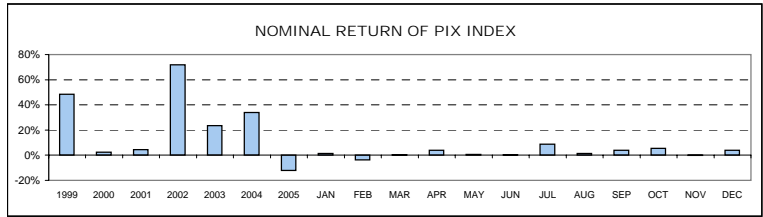
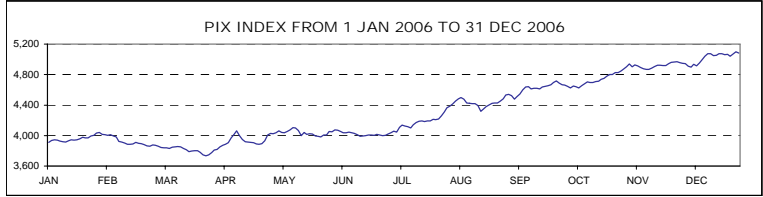
SBI TOP - SLOVENE BLUE-CHIP INDEX

Year	Max	Date	Min	Date	Close	Nominal return
2003	730.49	4 Dec 2003	534.14	8 Jul 2003	707.94	-
2004	946.60	25 Nov 2004	706.53	5 Jan 2004	915.40	29.30%
2005	960.74	8 Dec 2005	817.33	1 Jul 2005	941.02	2.80%
Year 2006	Max	Date	Min	Date	Close	Nominal return
January	980.74	26 Jan 2006	940.16	3 Jan 2006	970.05	3.08%
February	978.76	3 Feb 2006	963.49	10 Feb 2006	975.50	0.56%
March	984.90	31 Mar 2006	966.92	14 Mar 2006	984.90	0.96%
April	1,122.28	28 Apr 2006	1,014.47	3 Apr 2006	1,122.28	13.95%
May	1,205.06	10 May 2006	1,104.23	25 May 2006	1,143.93	1.93%
June	1,174.91	26 Jun 2006	1,153.85	13 Jun 2006	1,172.96	2.54%
July	1,239.19	6 Jul 2006	1,182.51	3 Jul 2006	1,226.19	4.54%
August	1,296.89	29 Aug 2006	1,232.87	1 Aug 2006	1,260.28	2.78%
September	1,305.39	29 Sep 2006	1,273.59	4 Sep 2006	1,305.39	3.58%
October	1,410.53	30 Oct 2006	1,311.49	2 Oct 2006	1,410.53	8.05%
November	1,430.09	23 Nov 2006	1,387.03	16 Nov 2006	1,420.59	0.71%
December	1,506.88	18 Dec 2006	1,426.13	4 Dec 2006	1,473.33	3.71%



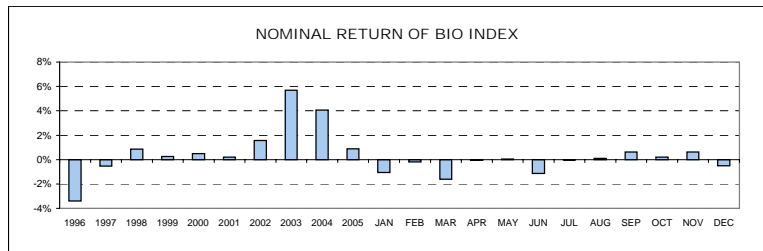
PIX - INVESTMENT FUNDS INDEX

Year	Max	Date	Min	Date	Close	Nominal return
1999	1,633.77	19 Oct 1999	965.15	29 Apr 1999	1,483.50	48.35%
2000	1,572.13	17 Jan 2000	1,097.07	25 May 2000	1,520.79	2.51%
2001	1,588.02	28 Dec 2001	1,328.44	23 May 2001	1,588.02	4.42%
2002	3,013.05	27 Nov 2002	1,551.00	3 Jan 2002	2,729.73	71.89%
2003	3,374.22	29 Dec 2003	2,558.26	12 Mar 2003	3,372.03	23.53%
2004	4,606.40	26 Nov 2004	3,367.18	5 Jan 2004	4,513.38	33.85%
2005	4,752.47	31 Jan 2005	3,893.96	22 Dec 2005	3,962.29	-12.21%
Year 2006	Max	Date	Min	Date	Close	Nominal return
January	4,038.91	27 Jan 2006	3,910.11	3 Jan 2006	4,013.39	1.29%
February	4,010.39	2 Feb 2006	3,860.13	23 Feb 2006	3,860.63	-3.81%
March	3,872.81	31 Mar 2006	3,733.91	23 Mar 2006	3,872.81	0.32%
April	4,060.37	7 Apr 2006	3,883.82	20 Apr 2006	4,023.30	3.89%
May	4,103.83	11 May 2006	3,982.12	25 May 2006	4,049.22	0.64%
June	4,073.27	1 Jun 2006	3,992.54	14 Jun 2006	4,059.45	0.25%
July	4,416.13	31 Jul 2006	4,046.09	3 Jul 2006	4,416.13	8.79%
August	4,542.06	29 Aug 2006	4,317.61	14 Aug 2006	4,477.45	1.39%
September	4,715.02	21 Sep 2006	4,509.30	1 Sep 2006	4,647.83	3.81%
October	4,938.07	27 Oct 2006	4,625.87	3 Oct 2006	4,903.89	5.51%
November	4,970.40	23 Nov 2006	4,868.85	9 Nov 2006	4,898.38	-0.11%
December	5,099.52	22 Dec 2006	4,916.44	4 Dec 2006	5,084.12	3.79%



BIO - STOCK EXCHANGE BOND INDEX

Year	Max	Date	Min	Date	Close	Nominal return
1995	113.52	14 Dec 1995	100.46	5 July 1995	111.68	n.a
1996	111.96	8 Jan 1996	106.61	28 June 1996	107.89	-3.39%
1997	110.97	8 Apr 1997	104.90	29 Jan 1997	107.31	-0.54%
1998	108.22	30 Dec 1998	101.68	25 May 1998	108.22	0.85%
1999	110.52	4 Feb 1999	104.53	16 Aug 1999	108.50	0.26%
2000	109.63	15 Dec 2000	103.96	9 June 2000	109.03	0.49%
2001	110.08	17 Sept 2001	107.81	21 Mar 2001	109.25	0.20%
2002	111.06	27 Dec 2002	107.17	12 Mar 2002	110.96	1.57%
2003	118.14	21 Nov 2003	110.20	24 Jan 2003	117.27	5.69%
2004	122.27	27 Dec 2004	116.28	14 Jan 2004	122.04	4.07%
2005	123.41	7 Oct 2005	120.63	20 Jan 2005	123.11	0.88%
Year 2006	Max	Date	Min	Date	Close	Nominal return
January	122.78	3 Jan 2006	121.43	30 Jan 2006	121.82	-1.05%
February	122.22	9 Feb 2006	121.10	24 Feb 2006	121.60	-0.18%
March	121.46	1 Mar 2006	119.64	30 Mar 2006	119.65	-1.60%
April	119.98	20 Apr 2006	119.26	7 Apr 2006	119.59	-0.05%
May	119.65	3 May 2006	118.60	29 May 2006	119.63	0.03%
June	119.38	1 Jun 2006	118.09	27 Jun 2006	118.27	-1.14%
July	118.22	31 Jul 2006	117.58	7 Jul 2006	118.22	-0.04%
August	118.52	29 Aug 2006	117.86	16 Aug 2006	118.34	0.10%
September	119.08	29 Sep 2006	118.15	6 Sep 2006	119.08	0.63%
October	119.53	20 Oct 2006	118.83	2 Oct 2006	119.32	0.20%
November	120.06	30 Nov 2006	118.88	17 Nov 2006	120.06	0.62%
December	120.38	20 Dec 2006	119.31	22 Dec 2006	119.44	-0.52%



A2) INDEX COMPOSITIONS

COMPOSITION OF SLOVENE STOCK EXCHANGE INDEX - SBI 20 ON 31 DEC 2006

Issuer	Trading code	Adjusted number of shares	Base value in EUR	Adjusted share	Sector	Market capitalisation (free float) of index on 31 Dec 2006	Sector share
KRKA	KRKG	579,276	162.48	15.00%	pharmaceuticals	108,936,617,094	15.52%
PETROL	PETG	859,920	120.41	15.00%	oil and gas	101,780,492,366	14.50%
TELEKOM SLOVENIJE	TLSG	1,291,608	292.70	15.00%	telecommunication	94,905,947,987	13.52%
MERCATOR	MELR	1,410,813	24.46	9.25%	trade	71,966,036,698	13.41%
PIVOVARNA LAŠKO	PILR	5,348,661	27.19	7.24%	food and beverages	51,507,498,457	7.34%
GORENJE	GRVG	7,943,079	10.23	7.17%	household appliances	50,725,932,248	7.23%
SAVA	SAVA	859,510	83.57	6.53%	industrial conglomerates	47,707,893,299	10.81%
LUKA KOPER	LKPG	4,138,622	12.50	6.06%	transport	46,901,182,132	12.56%
INTEREUROPA	IEKG	4,747,177	21.69	4.84%	transport	29,025,189,613	
ISTRABENZ	ITBG	2,623,635	14.61	4.03%	industrial conglomerates	28,158,687,365	
MERKUR	MER	450,422	94.79	2.98%	trade	22,195,836,761	
HELIOS, DOMŽALE	HDOG	88,818	795.68	2.94%	chemical products	20,464,598,013	2.92%
AERODROM LJUBLJANA	AELG	888,928	47.93	1.60%	transport	12,247,632,206	
JUTEKS	JTKG	331,182	106.44	1.43%	building materials	8,645,711,443	1.23%
TERME ČATEŽ	TCRG	155,622	164.59	0.95%	health resort	6,779,485,684	0.97%
Market capitalisation of index						701,948,741,366.05	
Share of market capitalisation of shares in index						25.50%	

COMPOSITION OF SLOVENE BLUE-CHIP INDEX - SBI TOP ON 31 DEC 2006

Issuer	Trading code	Adjusted number of shares	Base value in EUR	Adjusted share	Sector	Market capitalisation (free float) of index on 31 Dec 2006	Sector share
KRKA	KRKG	1,162,992	162.48	30.00%	pharmaceuticals	218,708,205,048 SIT	31.26%
PETROL	PETG	1,469,875	120.41	25.54%	oil and gas	173,975,022,348 SIT	24.87%
TELEKOM SLOVENIJE	TLSG	1,806,046	292.70	20.89%	telecommunication	132,706,291,490 SIT	18.97%
MERCATOR	MELR	1,410,813	24.46	9.21%	trade	71,966,036,698 SIT	10.29%
PIVOVARNA LAŠKO	PILR	5,348,661	27.19	7.21%	food and beverages	51,507,498,457 SIT	7.36%
GORENJE	GRVG	7,943,079	10.23	7.14%	household appliances	50,725,932,248 SIT	7.25%
Market capitalisation of index						699,588,986,288.65	
Share of market capitalisation of shares in index						25.42%	

COMPOSITION OF INVESTMENT FUNDS INDEX - PIX ON 31 DEC 2006

Issuer	Trading code	Adjusted number of shares	Base value in EUR	Adjusted share	Market capitalisation of index on 31 Dec 2006
NFD 1 DELNIŠKI INVESTICIJSKI SKLAD	NF1N	19,553,573	0.153	15.00%	8,695,278,377 SIT
MAKSIMA ID	MAIR	2,695,447	7.27	15.00%	8,046,259,703 SIT
KD ID	KDIR	3,243,832	2.69	15.00%	7,483,520,424 SIT
INFOND ID	IFIR	3,090,268	7.39	15.00%	8,004,504,882 SIT
KRONA SENIOR ID	SNOG	3,903,276	7.00	15.00%	7,967,796,332 SIT
ZVON ENA ID	ZVIR	2,277,577	10.53	13.08%	7,872,399,349 SIT
INFOND ID 1	IFDR	4,956,471	5.14	11.92%	6,390,477,190 SIT
Market capitalisation of index					54,460,236,256.36
Share of market capitalisation (inv.funds) in index					32.77%

COMPOSITION OF STOCK EXCHANGE BOND INDEX - BIO ON 31 DEC 2006

Bonds	Trading code	Base value	Share
SLOVENSKA ODŠKODNINSKA DRUŽBA 2 nd ISSUE	SOS2E	104.03	50.00%
REPUBLIKA SLOVENIJA 53 rd ISSUE	RS53	111.12	23.05%
REPUBLIKA SLOVENIJA 26 th ISSUE	RS26	110.00	9.17%
REPUBLIKA SLOVENIJA 38 th ISSUE	RS38	118.39	8.91%
REPUBLIKA SLOVENIJA 29 th ISSUE	RS29	105.00	8.87%

B) NUMBER OF ISSUERS, TRADED SECURITIES AND MEMBERS

	31 Dec 2004	31 Dec 2005	30 Nov 2006	31 Dec 2006
NUMBER OF ISSUERS	172	148	130	130
Official market	40	33	39	39
Prime market shares		7	7	8
Shares	29	18	21	20
Bonds	11	8	11	11
Mutual funds			2	2
Semi-official market	137	121	90	90
Shares	111	91	72	72
Bonds	15	21	12	12
Investment companies	11	10	7	7
Short term securities	1	1	1	1
	31 Dec 2004	31 Dec 2005	30 Nov 2006	31 Dec 2006
NUMBER OF SECURITIES	254	227	204	205
Official market	105	88	102	103
Prime market shares		7	7	8
Shares	29	18	21	20
Bonds	76	63	71	72
Mutual funds			3	3
Semi-official market	149	139	102	102
Shares	113	93	74	74
Bonds	25	36	21	21
Investment companies	11	10	7	7
Short term securities	10	12	10	10
	31 Dec 2004	31 Dec 2005	30 Nov 2006	31 Dec 2006
NUMBER OF MEMBERS	27	27	24	24

C) TURNOVER

C1) TURNOVER BY SECURITIES ON OFFICIAL MARKET IN DECEMBER 2006

1. Shares

Issue	Total (block trades excluded) (in SIT)	Total (block trades excluded) (in EUR)	Block trades (in SIT)	Cross trades (in SIT)	Share in total turnover (block trades excluded) on official market	Share in turnover (block trades excluded) of shares	Volume in pieces (block trades excluded)	Number of bargains (block trades excluded)
Total shares	18,885,577,490	78,814,835	8,004,469,205	1,148,003,148	92.82%	100.00%	875,825	9,871
Common shares	18,885,340,685	78,813,847	8,004,469,205	1,147,871,328	92.81%	100.00%	875,790	9,869
PRIME MARKET SHARES	13,069,049,896	54,540,647	5,475,737,739	789,880,664	64.23%	69.20%	556,419	6,857
1 KRKA	5,750,982,371	24,000,406	2,031,737,905	326,672,307	28.26%	30.45%	30,629	1,777
2 PETROL	2,389,216,192	9,970,781	885,123,158	139,031,908	11.74%	12.65%	19,840	963
3 LUKA KOPER	1,432,813,553	5,979,427	1,466,637,228	94,361,043	7.04%	7.59%	124,554	1,137
4 GORENJE	1,263,121,756	5,271,347	102,769,350	57,131,646	6.21%	6.69%	209,525	1,111
5 MERKUR	872,047,008	3,639,364	235,467,580	87,752,844	4.29%	4.62%	18,866	579
6 MERCATOR	641,148,292	2,675,738	182,520,000	40,088,630	3.15%	3.39%	12,433	457
7 INTEREUROPA	451,259,510	1,883,210	438,442,568	23,776,597	2.22%	2.39%	73,441	317
8 DROGA KOLINSKA	268,461,214	1,120,374	133,039,950	21,065,689	1.32%	1.42%	67,131	516
SHARES	5,816,290,789	24,273,200	2,528,731,466	357,990,664	28.58%	30.80%	319,371	3,012
1 TELEKOM SLOVENIJE	2,754,316,259	11,494,660	537,000,000	173,170,470	13.54%	14.58%	38,118	912
2 ISTRABENZ	1,083,076,381	4,519,960	66,571,100	13,165,009	5.32%	5.73%	109,538	454
3 PIVOVARNA LAŠKO	487,623,241	2,034,994	0	46,741,203	2.40%	2.58%	50,568	303
4 SAVA	369,131,188	1,540,540	506,790,976	27,802,145	1.81%	1.95%	6,709	295
5 AERODROM LJUBLJANA	353,030,558	1,473,304	0	8,857,205	1.74%	1.87%	25,539	349
6 ŽITO	328,563,715	1,371,179	47,540,890	6,354,892	1.61%	1.74%	8,040	227
7 SALUS, LJUBLJANA	101,754,430	424,647	0	23,153,500	0.50%	0.54%	717	48
8 MLINOTEST	84,038,131	350,731	709,783,200	4,048,517	0.41%	0.44%	47,533	106
9 ETOL	80,837,698	337,356	0	37,305,740	0.40%	0.43%	1,631	66
10 AUTOCOMMERCE	75,450,392	314,882	0	4,497,103	0.37%	0.40%	8,041	85
11 ISKRA AVTOELEKTRIKA	31,085,437	129,731	661,045,300	2,580,000	0.15%	0.16%	3,016	22
12 TERME ČATEŽ	26,724,124	111,529	0	6,962,540	0.13%	0.14%	675	53
13 COMET	16,367,527	68,308	0	1,628,329	0.08%	0.09%	6,881	30
14 DELO	10,342,575	43,164	0	0	0.05%	0.05%	390	12
15 GEODETSKI ZAVOD SLOVENIJE	7,298,519	30,459	0	441,600	0.04%	0.04%	3,210	8
16 EMONA OBALA	4,114,521	17,172	0	773,406	0.02%	0.02%	8,186	24
17 DELO PRODAJA	2,439,948	10,183	0	431,360	0.01%	0.01%	553	15
18 NIKA	96,145	401	0	77,645	0.00%	0.00%	26	3
19 KOMPAS MTS	0	0	0	0	0.00%	0.00%	0	0
Preferred shares	236,805	988	0	131,820	0.00%	0.00%	35	2
1 PROBANKA	236,805	988	0	131,820	0.00%	0.00%	35	2

2. Bonds

Issue	Total (block trades excluded) (in SIT)	Total (block trades excluded) (in EUR)	Block trades (in SIT)	Cross trades (in SIT)	Share in total turnover (block trades excluded) on official market	Share in turnover (block trades excluded) of bonds	Volume in pieces (block trades excluded)	Number of bargains (block trades excluded)
Total bonds	933,941,550	3,897,690	1,036,009,940	347,782,047	4.59%	100.00%	382,525	2,373
1 REPUBLIKA SLOVENIJA 39 th ISSUE	127,676,990	532,846	0	15,707,098	0.63%	13.67%	317,148	716
2 REPUBLIKA SLOVENIJA 62 nd ISSUE	126,949,883	529,796	0	55,376,911	0.62%	13.59%	13,156	156
3 REPUBLIKA SLOVENIJA 58 th ISSUE	126,054,470	526,079	0	23,434,247	0.62%	13.50%	12,609	459
4 REPUBLIKA SLOVENIJA 52 nd ISSUE	115,792,598	483,255	0	83,149,648	0.57%	12.40%	11,148	305
5 REPUBLIKA SLOVENIJA 61 st ISSUE	52,294,654	218,244	0	9,976,463	0.26%	5.60%	5,310	152
6 REPUBLIKA SLOVENIJA 29 th ISSUE	38,390,428	160,223	374,316,467	36,418,132	0.19%	4.11%	1,519	20
7 REPUBLIKA SLOVENIJA 53 rd ISSUE	38,223,554	159,521	0	7,207,597	0.19%	4.09%	1,472	121
8 REPUBLIKA SLOVENIJA 21 st ISSUE	37,853,640	157,971	0	4,939,785	0.19%	4.05%	4,996	10
9 REPUBLIKA SLOVENIJA 56 th ISSUE	34,206,192	142,758	0	29,336,120	0.17%	3.66%	3,324	147
10 REPUBLIKA SLOVENIJA 57 th ISSUE	30,578,712	127,612	106,350,000	1,003,242	0.15%	3.27%	2,882	8
11 ABANKA VIPA 7 th ISSUE	29,795,750	124,347	0	0	0.15%	3.19%	1,215	3
12 REPUBLIKA SLOVENIJA 49 th ISSUE	22,738,531	94,899	0	17,697,188	0.11%	2.43%	239	10
13 REPUBLIKA SLOVENIJA 38 th ISSUE	16,254,218	67,834	35,041,676	12,537,881	0.08%	1.74%	613	27
14 NLB 15 th ISSUE	13,481,000	56,263	0	0	0.07%	1.44%	130	2
15 NOVA KBM 5 th ISSUE	12,887,500	53,786	0	0	0.06%	1.38%	125	2
16 REPUBLIKA SLOVENIJA 54 th ISSUE	12,565,550	52,441	0	12,554,300	0.06%	1.35%	1,112	35
17 REPUBLIKA SLOVENIJA 59 th ISSUE	12,018,424	50,157	0	225,400	0.06%	1.29%	1,194	52
18 REPUBLIKA SLOVENIJA 55 th ISSUE	11,419,840	47,659	0	0	0.06%	1.22%	1,139	21
19 REPUBLIKA SLOVENIJA 50 th ISSUE	10,950,695	45,698	0	857,239	0.05%	1.17%	444	7
20 REPUBLIKA SLOVENIJA 18 th ISSUE	10,734,999	44,802	0	1,124,330	0.05%	1.15%	420	50
21 REPUBLIKA SLOVENIJA 48 th ISSUE	10,512,841	43,874	149,244,460	10,512,841	0.05%	1.13%	427	2
22 REPUBLIKA SLOVENIJA 60 th ISSUE	7,837,875	32,711	0	1,579,940	0.04%	0.84%	786	26
23 STANOVANJSKI SKLAD RS 2 nd ISSUE	7,464,267	31,152	0	7,464,267	0.04%	0.80%	168	3
24 REPUBLIKA SLOVENIJA 33 rd ISSUE	6,260,410	26,127	0	6,260,410	0.03%	0.67%	35	1
25 ABANKA VIPA 8 th ISSUE	4,883,358	20,380	0	0	0.02%	0.52%	200	1
26 ABANKA 4 th ISSUE	3,371,218	14,070	0	3,371,218	0.02%	0.36%	140	2
27 REPUBLIKA SLOVENIJA 32 nd ISSUE	2,677,293	11,173	0	579,191	0.01%	0.29%	106	12
28 STANOVANJSKI SKLAD RS 3 rd ISSUE	2,138,218	8,923	0	2,138,218	0.01%	0.23%	33	3
29 BANKA VIPA 6 th ISSUE	2,027,959	8,463	0	0	0.01%	0.22%	109	3
30 NLB 17 th ISSUE	1,986,000	8,289	0	1,986,000	0.01%	0.21%	20	1
31 REPUBLIKA SLOVENIJA 26 th ISSUE	1,781,007	7,433	0	651,948	0.01%	0.19%	71	6
32 NLB 10 th ISSUE	907,760	3,788	0	907,760	0.00%	0.10%	9	2
33 BTC 1 st ISSUE	441,043	1,841	0	0	0.00%	0.05%	162	4
34 BANKA VIPA 5 th ISSUE	327,713	1,368	0	327,713	0.00%	0.04%	27	1
35 NLB 8 th ISSUE	243,208	1,015	0	243,208	0.00%	0.03%	1	1
36 BANKA VIPA 4 th ISSUE	123,871	517	0	123,871	0.00%	0.01%	16	1
37 STANOVANJSKI SKLAD RS 1 st ISSUE	89,881	375	0	89,881	0.00%	0.01%	20	1
38 NLB 14 th ISSUE	0	0	0	0	0.00%	0.00%	0	0
39 BANKA CELJE 6 th ISSUE A SERIES	0	0	0	0	0.00%	0.00%	0	0
40 NLB 21 st ISSUE	0	0	0	0	0.00%	0.00%	0	0
41 NLB 18 th ISSUE	0	0	136,900,000	0	0.00%	0.00%	0	0
42 REPUBLIKA SLOVENIJA 31 st ISSUE	0	0	0	0	0.00%	0.00%	0	0
43 BANKA CELJE 5 th ISSUE	0	0	0	0	0.00%	0.00%	0	0
44 HOTELI BERNARDIN	0	0	0	0	0.00%	0.00%	0	0
45 NOVA KBM 7 th ISSUE	0	0	50,000,000	0	0.00%	0.00%	0	0
46 NLB 20 th ISSUE	0	0	0	0	0.00%	0.00%	0	0
47 NLB 16 th ISSUE	0	0	0	0	0.00%	0.00%	0	0
48 POSLOVNI SISTEM MERCATOR	0	0	145,477,337	0	0.00%	0.00%	0	0
49 NLB 13 th ISSUE	0	0	0	0	0.00%	0.00%	0	0
50 NLB 12 th ISSUE	0	0	0	0	0.00%	0.00%	0	0
51 ABANKA VIPA 11 th ISSUE	0	0	0	0	0.00%	0.00%	0	0
52 ABANKA VIPA 9 th ISSUE	0	0	0	0	0.00%	0.00%	0	0
53 NOVA KBM 6 th ISSUE	0	0	0	0	0.00%	0.00%	0	0
54 POŠTNA BANKA SLOVENIJE 2 nd ISSUE	0	0	0	0	0.00%	0.00%	0	0
55 POŠTNA BANKA SLOVENIJE 7 th ISSUE	0	0	0	0	0.00%	0.00%	0	0
56 NLB 11 th ISSUE	0	0	0	0	0.00%	0.00%	0	0
57 BANKA CELJE 7 th ISSUE	0	0	0	0	0.00%	0.00%	0	0
58 NLB 19 th ISSUE	0	0	38,680,000	0	0.00%	0.00%	0	0
59 ABANKA 6 th ISSUE	0	0	0	0	0.00%	0.00%	0	0
60 REPUBLIKA SLOVENIJA 23 rd ISSUE	0	0	0	0	0.00%	0.00%	0	0
61 BANKA CELJE 9 th ISSUE	0	0	0	0	0.00%	0.00%	0	0
62 PROBANKA 6 th ISSUE	0	0	0	0	0.00%	0.00%	0	0
63 NOVA KBM 8 th ISSUE	0	0	0	0	0.00%	0.00%	0	0
64 ABANKA VIPA 12 th ISSUE	0	0	0	0	0.00%	0.00%	0	0
65 BANKA VIPA 7 th ISSUE	0	0	0	0	0.00%	0.00%	0	0
66 BANKA CELJE 8 th ISSUE	0	0	0	0	0.00%	0.00%	0	0
67 PROBANKA 7 th ISSUE	0	0	0	0	0.00%	0.00%	0	0
68 ABANKA VIPA 10 th ISSUE	0	0	0	0	0.00%	0.00%	0	0
69 REPUBLIKA SLOVENIJA 44 th ISSUE	0	0	0	0	0.00%	0.00%	0	0
70 PROBANKA 4 th ISSUE	0	0	0	0	0.00%	0.00%	0	0
71 POŠTNA BANKA SLOVENIJE 6 th ISSUE	0	0	0	0	0.00%	0.00%	0	0
72 POŠTNA BANKA SLOVENIJE 5 th ISSUE	0	0	0	0	0.00%	0.00%	0	0
Total official market (shares and bonds)	19,819,519,040	82,712,525	9,040,479,145	1,495,785,195	97.41%	-	1,258,350	12,244

3. Mutual funds

Issue	Total (block trades excluded) (in SIT)	Total (block trades excluded) (in EUR)	Block trades (in SIT)	Cross trades (in SIT)	Share in total turnover (block trades excluded) on official market	Share in turnover (block trades excluded) of mutual funds	Volume in pieces (block trades excluded)	Number of bargains (block trades excluded)
Total mutual funds	527,951,272	2,203,309	0	312,804,150	2.59%	100.00%	1,006,297	702
1 MP-BALKAN.SI	357,805,449	1,493,238	0	256,673,210	1.76%	67.77%	23,549	467
2 PROBANKA GLOBALNI NALOŽBENI SKLAD	167,000,479	696,944	0	53,434,915	0.82%	31.63%	980,673	223
3 MP-EUROSTOCK.SI	3,145,344	13,127	0	2,696,025	0.02%	0.60%	2,075	12
Total official market	20,347,470,312	84,915,834	9,040,479,145	1,808,589,345	100.00%	-	2,264,647	12,946

C2) TURNOVER BY SECURITIES ON SEMI-OFFICIAL MARKET IN DECEMBER 2006

1. Shares (1)

Issue	Total (block trades excluded) (in SIT)	Total (block trades excluded) (in EUR)	Block trades (in SIT)	Cross trades (in SIT)	Share in total turnover (block trades excluded) on semi-official market	Share in turnover (block trades excluded) of shares	Volume in pieces (block trades excluded)	Number of bargains (block trades excluded)
Total shares	1,478,454,400	6,170,040	5,205,797,534	123,133,931	32.96%	100.00%	665,749	4,210
Total common shares	1,470,973,899	6,138,822	5,205,797,534	122,619,453	32.79%	99.49%	664,775	4,129
1 HELIOS, DOMŽALE	505,780,211	2,110,780	30,272,623	11,367,516	11.27%	34.21%	2,188	196
2 VIPA HOLDING	109,004,566	454,886	246,140,829	3,151,767	2.43%	7.37%	60,905	386
3 ZVON ENA HOLDING	99,115,821	413,643	460,812,000	6,902,706	2.21%	6.70%	45,895	231
4 CINKARNA CELJE	77,293,389	322,567	182,791,360	6,655,000	1.72%	5.23%	2,956	47
5 NFD HOLDING	72,049,640	300,687	814,284,325	3,213,986	1.61%	4.87%	74,381	385
6 JUTEKS	71,438,356	298,136	36,670,500	7,446,342	1.59%	4.83%	2,716	91
7 ZVON DVA HOLDING	65,704,145	274,209	1,281,301,097	4,021,984	1.46%	4.44%	146,747	260
8 LESNINA	61,466,405	256,517	0	6,473,898	1.37%	4.16%	171	47
9 KD HOLDING	58,357,648	243,540	0	13,035,118	1.30%	3.95%	5,223	226
10 INFOND HOLDING	53,960,189	225,193	79,872,100	5,312,146	1.20%	3.65%	56,956	256
11 MAKSIMA INVEST	27,263,365	113,777	0	3,985,047	0.61%	1.84%	50,688	435
12 MAKSIMA HOLDING	26,578,014	110,915	108,034,500	1,701,150	0.59%	1.80%	23,583	350
13 KD GROUP	23,485,000	98,011	1,777,975,000	460,000	0.52%	1.59%	206	12
14 ETRA 33	23,262,977	97,086	0	4,767,000	0.52%	1.57%	229	34
15 TOSAMA	19,919,081	83,131	0	1,662,500	0.44%	1.35%	1,607	47
16 ALPETOUR POTOVALNA AGENCIJA	18,946,604	79,074	0	17,407,724	0.42%	1.28%	5,811	15
17 HRAM HOLDING	13,934,231	58,154	32,443,200	156,910	0.31%	0.94%	20,965	46
18 MERCATA	13,829,138	57,714	0	1,008,226	0.31%	0.94%	10,462	79
19 LIP BLEĐ	13,151,900	54,885	155,200,000	630,350	0.29%	0.89%	7,372	24
20 ZLATA MONETA II	12,927,756	53,952	0	857,250	0.29%	0.87%	26,036	115
21 BELINKA	11,674,500	48,720	0	504,000	0.26%	0.79%	2,304	12
22 MELAMIN	9,492,759	39,616	0	0	0.21%	0.64%	1,243	19
23 TRDNJAVA HOLDING	9,316,148	38,881	0	8,846,898	0.21%	0.63%	30,223	19
24 TRDNJAVA I HOLDING	8,121,132	33,894	0	8,046,732	0.18%	0.55%	21,831	3
25 AKTIVA NALOŽBE	7,640,850	31,888	0	103,550	0.17%	0.52%	8,043	57
26 MIP	6,649,058	27,748	0	0	0.15%	0.45%	4,665	45
27 JATA EMONA	5,346,783	22,315	0	378,000	0.12%	0.36%	5,711	4
28 TRIGLAV NALOŽBE	5,047,688	21,065	0	341,747	0.11%	0.34%	11,274	126
29 VIZIJA HOLDING	4,299,786	17,944	0	533,854	0.10%	0.29%	5,294	45
30 DZS	3,843,329	16,039	0	97,499	0.09%	0.26%	635	8
31 VIZIJA HOLDING ENA	3,710,147	15,484	0	481,405	0.08%	0.25%	4,840	47
32 CETIS	3,303,933	13,788	0	192,396	0.07%	0.22%	155	21
33 CENTER NALOŽBE	2,872,640	11,989	0	51,720	0.06%	0.19%	7,160	233
34 PLAMA - PUR	2,289,400	9,555	0	258,400	0.05%	0.15%	688	12
35 M1	2,124,232	8,865	0	257,171	0.05%	0.14%	4,561	47
36 SLOVENJAJLES	2,020,606	8,432	0	10,500	0.05%	0.14%	200	9
37 MITOL SEŽANA	2,016,000	8,414	0	580,500	0.04%	0.14%	448	4
38 ALPOS	1,770,000	7,387	0	80,000	0.04%	0.12%	177	12
39 NIKO	1,680,033	7,011	0	144,003	0.04%	0.11%	35	4
40 GEA	1,521,900	6,352	0	0	0.03%	0.10%	1,900	1
41 GRAND HOTEL UNION	1,392,330	5,811	0	0	0.03%	0.09%	536	9
42 GORENJSKI TISK	950,000	3,965	0	725,800	0.02%	0.06%	250	2
43 JAVOR PIVKA	894,441	3,733	0	0	0.02%	0.06%	1,191	8
44 KRONA HOLDING	850,720	3,550	0	126,585	0.02%	0.06%	1,451	14
45 MODRA LINIJA HOLDING	824,837	3,442	0	309,869	0.02%	0.06%	956	20
46 VELANA	740,473	3,090	0	162,108	0.02%	0.05%	2,371	7
47 NAMA	593,750	2,478	0	0	0.01%	0.04%	165	2
48 KOŠAKI TMI	480,000	2,003	0	0	0.01%	0.03%	30	1
49 FOND INVEST	436,600	1,822	0	133,200	0.01%	0.03%	295	34
50 MARINA PORTOROŽ	417,505	1,742	0	0	0.01%	0.03%	35	2

1. Shares (2)

Issue	Total (block trades excluded) (in SIT)	Total (block trades excluded) (in EUR)	Block trades (in SIT)	Cross trades (in SIT)	Share in total turnover (block trades excluded) on semi-official market	Share in turnover (block trades excluded) of shares	Volume in pieces (block trades excluded)	Number of bargains (block trades excluded)
51 TOVARNA SLADKORJA ORMOŽ	407,996	1,703	0	0	0.01%	0.03%	80	2
52 INLES	286,520	1,196	0	0	0.01%	0.02%	494	2
53 GORIŠKE OPEKARNE	210,060	877	0	0	0.00%	0.01%	120	2
54 RTC KRVAVEC	111,650	466	0	0	0.00%	0.01%	110	2
55 JADRAN	50,710	212	0	0	0.00%	0.00%	11	2
56 MEDVEŠEK PUŠNIK	46,000	192	0	0	0.00%	0.00%	2	2
57 GEA COLLEGE	34,200	143	0	34,200	0.00%	0.00%	36	1
58 ELMO	18,000	75	0	0	0.00%	0.00%	20	1
59 TEKSTINA	16,051	67	0	0	0.00%	0.00%	136	5
60 TERME DOBRNA	2,696	11	0	2,696	0.00%	0.00%	2	1
61 LESNINA EMMI	0	0	0	0	0.00%	0.00%	0	0
62 GOZDNO GOSPODARSTVO BLED	0	0	0	0	0.00%	0.00%	0	0
63 ZDRAVILIŠČE ROGAŠKA	0	0	0	0	0.00%	0.00%	0	0
64 LIZ INŽENIRING	0	0	0	0	0.00%	0.00%	0	0
65 ŽELEZARNA RAVNE - MONTER DRAVOGRAD	0	0	0	0	0.00%	0.00%	0	0
66 SWATY	0	0	0	0	0.00%	0.00%	0	0
67 SIJAJ HRASTNIK	0	0	0	0	0.00%	0.00%	0	0
68 MK TISKARNA	0	0	0	0	0.00%	0.00%	0	0
69 INTERTRADE ITA	0	0	0	0	0.00%	0.00%	0	0
70 HIDROTEHNIK	0	0	0	0	0.00%	0.00%	0	0
71 JELEN GOSTINSKO PODJETJE	0	0	0	0	0.00%	0.00%	0	0
Preferred shares	7,480,501	31,218	0	514,478	0.17%	0.51%	974	81
1 KD HOLDING	7,372,491	30,767	0	514,478	0.16%	0.50%	964	80
2 PRVA POKOJNINSKA DRUŽBA	108,010	451	0	0	0.00%	0.01%	10	1
3 ZDRAVILIŠČE ROGAŠKA	0	0	0	0	0.00%	0.00%	0	0

2. Bonds

Issue	Total (block trades excluded) (in SIT)	Total (block trades excluded) (in EUR)	Block trades (in SIT)	Cross trades (in SIT)	Share in total turnover (block trades excluded) on semi-official market	Share in turnover (block trades excluded) of bonds	Volume in pieces (block trades excluded)	Number of bargains (block trades excluded)
Total bonds	1,355,586,940	5,657,200	404,823,577	264,650,213	30.22%	100.00%	117,120	365
1 SLOVENSKA ODŠKODNINSKA DRUŽBA 2 nd ISSUE	1,177,078,395	4,912,201	191,921,338	203,220,755	26.24%	86.83%	98,843	343
2 CIMOS 1 st ISSUE	57,102,158	238,313	86,573,396	6,857,501	1.27%	4.21%	2,220	6
3 KD HOLDING 2 nd ISSUE	43,218,678	180,376	0	18,996,062	0.96%	3.19%	1,823	7
4 DEOS 1 st ISSUE	20,000,612	83,472	0	8,595,395	0.45%	1.48%	842	2
5 FACTOR BANKA 8 th ISSUE	17,685,738	73,803	0	0	0.39%	1.30%	73	1
6 FACTOR BANKA 10 th ISSUE	14,028,000	58,547	0	14,028,000	0.31%	1.03%	14	1
7 FACTOR BANKA 9 th ISSUE	13,520,859	56,430	0	0	0.30%	1.00%	55	2
8 FACTOR BANKA 13 th ISSUE	8,002,500	33,399	0	8,002,500	0.18%	0.59%	8,250	2
9 FACTOR BANKA 12 th ISSUE	4,950,000	20,659	0	4,950,000	0.11%	0.37%	5,000	1
10 FACTOR BANKA 11 th ISSUE	0	0	0	0	0.00%	0.00%	0	0
11 DARS	0	0	0	0	0.00%	0.00%	0	0
12 FMR	0	0	0	0	0.00%	0.00%	0	0
13 POTEZA NALOŽBE	0	0	0	0	0.00%	0.00%	0	0
14 SIP STROJNA INDUSTRIJA 1 st ISSUE SERIJA B	0	0	0	0	0.00%	0.00%	0	0
15 BANKA ZASAVJE 3 rd ISSUE	0	0	0	0	0.00%	0.00%	0	0
16 FACTOR BANKA 6 th ISSUE	0	0	0	0	0.00%	0.00%	0	0
17 KD HOLDING 1 st ISSUE	0	0	0	0	0.00%	0.00%	0	0
18 ZAVAROVALNICA TRIGLAV 1 st ISSUE	0	0	126,328,843	0	0.00%	0.00%	0	0
19 DBS 4 th ISSUE	0	0	0	0	0.00%	0.00%	0	0
20 DARS 2 nd ISSUE	0	0	0	0	0.00%	0.00%	0	0
21 DARS 3 rd ISSUE	0	0	0	0	0.00%	0.00%	0	0
Total semi-official market (shares and bonds)	2,834,041,340	11,827,240	5,610,621,111	387,784,144	63.18%	-	782,869	4,575

3. Investment companies

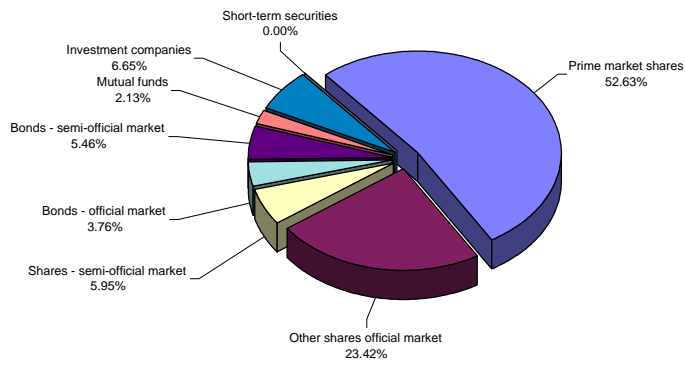
Issue	Total (block trades excluded) (in SIT)	Total (block trades excluded) (in EUR)	Block trades (in SIT)	Cross trades (in SIT)	Share in total turnover (block trades excluded) on semi-official market	Share in turnover (block trades excluded) of investment companies	Volume in pieces (block trades excluded)	Number of bargains (block trades excluded)
Total investment companies	1,651,974,106	6,894,180	1,754,319,696	104,827,408	36.82%	100.00%	1,690,962	2,850
1 NFD 1 DELNIŠKI INVESTICIJSKI SKLAD	537,627,294	2,243,668	0	12,434,087	11.98%	32.54%	1,232,636	564
2 KD ID	399,524,532	1,667,343	0	36,016,364	8.91%	24.18%	172,995	569
3 MAKSIMA ID	247,097,189	1,031,199	133,353,000	13,851,644	5.51%	14.96%	82,888	549
4 INFOND ID	201,796,245	842,163	1,344,176,696	18,236,098	4.50%	12.22%	77,465	344
5 ZVON ENA ID	125,721,635	524,678	0	4,662,792	2.80%	7.61%	37,180	335
6 KRONA SENIOR ID	76,575,897	319,573	276,790,000	14,659,297	1.71%	4.64%	37,939	187
7 INFOND ID 1	63,631,314	265,556	0	4,967,126	1.42%	3.85%	49,859	302
Short-term securities	0	0	0	0	0.00%	-	0	0
Total semi-official market	4,486,015,446	18,721,420	7,364,940,807	492,611,552	100.00%	-	2,473,831	7,425
Total turnover on BTS system	24,833,485,758	103,637,254	16,405,419,952	2,301,200,897	-	-	4,738,478	20,371

C3) TURNOVER BY SECURITIES ON MARKET MAKER TRADING SEGMENT* IN DECEMBER 2006

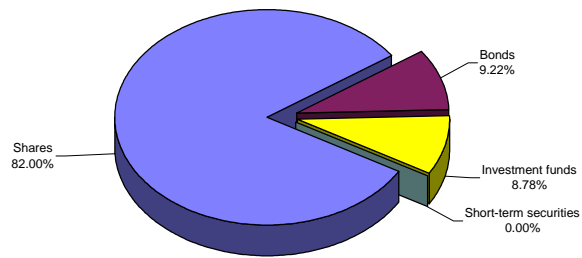
Issue	Total (in SIT)	Total (in EUR)	Share in turnover on market maker segment of individual type of securities	Share in turnover on market maker segment	Volume in pieces	Number of bargains
Total bonds	3,839,408,273	16,023,469	100.00%	43.62%	447,338	25
1 REPUBLIKA SLOVENIJA 52 nd ISSUE	1,700,220,000	7,095,581	44.28%	19.32%	165,000	5
2 REPUBLIKA SLOVENIJA 54 th ISSUE	618,691,413	2,582,168	16.11%	7.03%	129,330	3
3 REPUBLIKA SLOVENIJA 62 nd ISSUE	453,472,500	1,892,541	11.81%	5.15%	47,300	5
4 REPUBLIKA SLOVENIJA 57 th ISSUE	324,750,000	1,355,370	8.46%	3.69%	30,800	2
5 REPUBLIKA SLOVENIJA 58 th ISSUE	316,527,360	1,320,971	8.24%	3.60%	31,908	4
6 REPUBLIKA SLOVENIJA 60 th ISSUE	246,535,000	1,028,878	6.42%	2.80%	25,000	3
7 REPUBLIKA SLOVENIJA 59 th ISSUE	69,440,000	289,815	1.81%	0.79%	7,000	1
8 REPUBLIKA SLOVENIJA 56 th ISSUE	61,020,000	254,673	1.59%	0.69%	6,000	1
9 REPUBLIKA SLOVENIJA 61 st ISSUE	48,752,000	203,472	1.27%	0.55%	5,000	1
10 REPUBLIKA SLOVENIJA 55 th ISSUE	0	0	0.00%	0.00%	0	0
Treasury bills	4,963,100,564	20,712,695	100.00%	56.38%	505,690	26
1 THREE-MONTH TREASURY BILLS 103 rd ISSUE	1,327,097,290	5,538,324	26.74%	15.08%	133,590	11
2 TWELVE-MONTH TREASURY BILLS 40 th ISSUE	1,255,785,900	5,240,598	25.30%	14.27%	130,000	5
3 TWELVE-MONTH TREASURY BILLS 39 th ISSUE	715,975,350	2,988,146	14.43%	8.13%	73,500	3
4 TWELVE-MONTH TREASURY BILLS 38 th ISSUE	705,187,200	2,943,101	14.21%	8.01%	72,000	2
5 TWELVE-MONTH TREASURY BILLS 36 th ISSUE	644,155,850	2,688,405	12.98%	7.32%	65,000	1
6 THREE-MONTH TREASURY BILLS 102 nd ISSUE	169,154,930	705,905	3.41%	1.92%	17,000	1
7 SIX-MONTH TREASURY BILLS 41 st ISSUE	115,792,044	483,221	2.33%	1.32%	11,600	2
8 THREE-MONTH TREASURY BILLS 101 st ISSUE	29,952,000	124,995	0.60%	0.34%	3,000	1
9 SIX-MONTH TREASURY BILLS 42 nd ISSUE	0	0	0.00%	0.00%	0	0
10 SIX-MONTH TREASURY BILLS 43 rd ISSUE	0	0	0.00%	0.00%	0	0
11 DVENAJST-MONTH TREASURY BILLS 37 th ISSUE	0	0	0.00%	0.00%	0	0
12 TWELVE-MONTH TREASURY BILLS 35 th ISSUE	0	0	0.00%	0.00%	0	0
Total market maker trading segment*	8,802,508,837	36,736,164	-	100.00%	953,028	51

*special segment for trading in securities by Republic of Slovenia.

Structure of turnover by securities in December 2006



Structure of turnover by securities - all markets - December 2006



C) TURNOVER

C4) TURNOVER BY SECURITIES ON OFFICIAL MARKET IN 2006

1. Shares

Issue	Total (block trades excluded) (in SIT)	Total (block trades excluded) (in EUR)	Block trades (in SIT)	Cross trades (in SIT)	Share in total turnover (block trades excluded) on official market	Share in turnover (block trades excluded) of shares	Volume in pieces (block trades excluded)	Number of bargains (block trades excluded)
Total shares	173,166,513,978	722,722,627	117,832,212,698	13,465,652,516	96.49%	100.00%	6,475,161	89,278
Common shares	173,119,356,874	722,525,826	117,832,212,698	13,462,916,395	96.46%	99.97%	6,467,725	89,203
PRIME MARKET SHARES	138,632,611,516	578,594,334	96,151,800,774	9,464,698,616	77.25%	80.06%	3,714,139	63,509
1 KRKA	73,139,686,030	305,254,228	25,342,257,055	4,691,983,753	40.75%	42.24%	482,732	26,782
2 PETROL	33,599,599,786	140,229,245	30,653,312,640	2,363,344,680	18.72%	19.40%	356,829	14,125
3 MERCATOR	15,572,237,380	64,994,145	9,496,750,028	1,209,246,571	8.68%	8.99%	375,109	7,769
4 GORENJE	7,266,607,115	30,327,828	8,066,691,505	479,420,050	4.05%	4.20%	1,307,252	6,883
5 INTEREUROPA	3,294,556,089	13,750,103	948,606,007	186,566,219	1.84%	1.90%	585,563	2,945
6 MERKUR	3,058,166,021	12,763,333	18,195,069,626	348,926,097	1.70%	1.77%	75,490	1,966
7 LUKA KOPER	1,610,764,304	6,722,058	1,466,637,228	98,749,126	0.90%	0.93%	141,140	1,236
8 DROGA KOLINSKA	1,090,994,791	4,553,394	1,982,476,685	86,462,120	0.61%	0.63%	390,024	1,803
SHARES	34,486,745,358	143,931,492	21,680,411,924	3,998,217,779	19.22%	19.92%	2,753,586	25,694
1 TELEKOM SLOVENIJE	8,735,556,837	36,457,347	745,645,297	639,535,902	4.87%	5.04%	123,578	3,741
2 PIVOVARNA LAŠKO	6,141,630,936	25,632,633	4,150,208,318	437,004,732	3.42%	3.55%	751,112	3,206
3 LUKA KOPER	4,871,682,987	20,332,193	2,341,267,619	234,063,270	2.71%	2.81%	601,441	4,160
4 ISTRABENZ	4,842,744,876	20,210,929	2,436,359,463	1,324,274,888	2.70%	2.80%	555,715	3,672
5 SAVA	2,500,961,274	10,438,102	1,740,276,844	226,345,349	1.39%	1.44%	54,527	2,904
6 AERODROM LJUBLJANA	1,915,524,037	7,994,475	91,639,740	151,341,261	1.07%	1.11%	175,806	2,283
7 ŽITO	1,306,550,408	5,452,915	735,072,723	66,105,754	0.73%	0.75%	38,177	1,741
8 SALUS, LJUBLJANA	1,280,982,335	5,346,445	0	299,448,859	0.71%	0.74%	10,048	498
9 AUTOCOMMERCE	1,115,015,867	4,653,702	140,122,950	41,610,968	0.62%	0.64%	129,452	1,147
10 TERME ČATEŽ	593,773,627	2,478,274	3,316,749,800	225,223,791	0.33%	0.34%	17,675	495
11 ETOL	485,211,423	2,025,069	0	231,470,519	0.27%	0.28%	10,018	537
12 DELO	207,559,032	866,265	4,415,725,670	8,683,755	0.12%	0.12%	8,185	230
13 MLINOTEST	197,229,281	823,125	709,783,200	10,077,412	0.11%	0.11%	117,040	398
14 ISKRA AVTOELEKTRIKA	79,539,102	331,952	661,045,300	16,864,830	0.04%	0.05%	7,844	75
15 DELO PRODAJA	76,421,205	318,945	196,515,000	46,477,133	0.04%	0.04%	17,631	123
16 EMONA OBALA	64,557,404	269,441	0	29,156,378	0.04%	0.04%	102,148	261
17 COMET	36,133,936	150,806	0	4,152,210	0.02%	0.02%	16,600	114
18 GEODETSKI ZAVOD SLOVENIJE	31,528,521	131,585	0	5,247,100	0.02%	0.02%	13,996	60
19 NIKA	2,659,254	11,099	0	1,111,265	0.00%	0.00%	731	26
20 KOMPAS MTS	1,483,016	6,190	0	22,403	0.00%	0.00%	1,862	23
Preferred shares	47,157,104	196,801	0	2,736,121	0.03%	0.03%	7,436	75
1 PROBANKA	47,157,104	196,801	0	2,736,121	0.03%	0.03%	7,436	75

2. Bonds

Issue	Total (block trades excluded) (in SIT)	Total (block trades excluded) (in EUR)	Block trades (in SIT)	Cross trades (in SIT)	Share in total turnover (block trades excluded) on official market	Share in turnover (block trades excluded) of bonds	Volume in pieces (block trades excluded)	Number of bargains (block trades excluded)
Total bonds	5,622,925,101	23,468,042	13,464,733,679	2,453,109,982	3.13%	100.00%	2,140,590	7,159
1 REPUBLIKA SLOVENIJA 39 th ISSUE	941,247,962	3,928,433	98,073,324	165,176,032	0.52%	16.74%	1,805,539	3,195
2 REPUBLIKA SLOVENIJA 62 nd ISSUE	438,634,654	1,830,660	0	227,960,841	0.24%	7.80%	45,638	212
3 REPUBLIKA SLOVENIJA 21 st ISSUE	399,362,955	1,666,805	204,849,405	196,028,818	0.22%	7.10%	51,981	172
4 REPUBLIKA SLOVENIJA 57 th ISSUE	342,535,693	1,429,692	450,295,500	185,169,903	0.19%	6.09%	31,827	89
5 REPUBLIKA SLOVENIJA 53 rd ISSUE	326,932,392	1,364,433	2,046,285,070	130,335,273	0.18%	5.81%	12,852	295
6 REPUBLIKA SLOVENIJA 58 th ISSUE	273,557,842	1,141,725	104,391,000	59,780,693	0.15%	4.87%	27,481	730
7 ABANKA VIPA 7 th ISSUE	218,286,596	911,118	690,058,189	87,218,764	0.12%	3.88%	8,738	14
8 REPUBLIKA SLOVENIJA 38 th ISSUE	184,080,962	768,282	1,320,926,891	97,265,445	0.10%	3.27%	6,843	152
9 REPUBLIKA SLOVENIJA 59 th ISSUE	183,340,284	765,188	264,236,000	110,300,618	0.10%	3.26%	18,266	114
10 REPUBLIKA SLOVENIJA 50 th ISSUE	178,302,714	744,157	175,961,893	103,236,066	0.10%	3.17%	7,248	47
11 ABANKA 6 th ISSUE	173,991,473	726,138	145,096,754	102,191,279	0.10%	3.09%	6,996	19
12 REPUBLIKA SLOVENIJA 29 th ISSUE	166,648,826	695,552	1,008,403,285	68,606,509	0.09%	2.96%	6,539	96
13 REPUBLIKA SLOVENIJA 52 nd ISSUE	164,269,454	685,573	0	116,727,662	0.09%	2.92%	15,824	352
14 REPUBLIKA SLOVENIJA 56 th ISSUE	164,143,542	685,091	0	127,955,548	0.09%	2.92%	15,904	211
15 REPUBLIKA SLOVENIJA 54 th ISSUE	154,076,724	643,037	587,158,840	66,800,184	0.09%	2.74%	13,905	119
16 REPUBLIKA SLOVENIJA 26 th ISSUE	125,883,667	525,411	1,076,372,554	23,094,873	0.07%	2.24%	4,981	115
17 REPUBLIKA SLOVENIJA 61 st ISSUE	102,867,934	429,313	293,768,800	32,305,163	0.06%	1.83%	10,439	222
18 REPUBLIKA SLOVENIJA 49 th ISSUE	96,218,553	401,584	0	48,346,351	0.05%	1.71%	1,001	38
19 NLB 19 th ISSUE	95,636,300	399,122	156,936,900	30,073,700	0.05%	1.70%	989	9
20 NLB 10 th ISSUE	87,068,160	363,412	225,792,000	86,368,160	0.05%	1.55%	848	85
21 REPUBLIKA SLOVENIJA 27 th ISSUE	70,843,670	295,689	143,290,000	64,160,670	0.04%	1.26%	6,983	58
22 REPUBLIKA SLOVENIJA 48 th ISSUE	70,395,202	293,803	259,861,030	35,741,578	0.04%	1.25%	2,815	73
23 REPUBLIKA SLOVENIJA 52 nd ISSUE	66,110,095	275,921	0	13,261,698	0.04%	1.18%	6,594	195
24 REPUBLIKA SLOVENIJA 32 nd ISSUE	61,542,422	256,862	176,193,245	38,738,621	0.03%	1.09%	2,428	88
25 BANKA CELJE 8 th ISSUE	54,223,066	226,314	31,923,649	0	0.03%	0.96%	2,180	4
26 ABANKA 4 th ISSUE	37,804,059	157,782	0	36,926,129	0.02%	0.67%	1,577	44
27 REPUBLIKA SLOVENIJA 33 rd ISSUE	37,441,243	156,266	0	6,260,410	0.02%	0.67%	208	6
28 NOVA KBM 5 th ISSUE	34,708,300	144,862	337,441,350	21,820,800	0.02%	0.62%	336	4
29 STANOVANJSKI SKLAD RS 2 nd ISSUE	34,476,942	143,895	0	14,835,550	0.02%	0.61%	666	28
30 REPUBLIKA SLOVENIJA 18 th ISSUE	32,207,639	134,425	1,396,176,841	18,732,967	0.02%	0.57%	1,248	66
31 HOTELU BERNARDIN	31,884,828	133,073	0	18,321,892	0.02%	0.57%	544	23
32 BTC 2 nd ISSUE	30,369,709	126,748	0	9,890,023	0.02%	0.54%	1,256	16
33 REPUBLIKA SLOVENIJA 31 st ISSUE	30,018,711	125,303	0	9,358,711	0.02%	0.53%	2,911	30
34 REPUBLIKA SLOVENIJA 60 th ISSUE	27,824,844	116,136	50,300,000	17,361,949	0.02%	0.49%	2,793	46
35 PROBANKA 7 th ISSUE	21,205,651	88,499	0	21,079,971	0.01%	0.38%	855	2
36 NLB 13 th ISSUE	20,589,100	85,935	0	12,259,100	0.01%	0.37%	173	12
37 BANKA VIPA 5 th ISSUE	16,345,008	68,218	0	817,000	0.01%	0.29%	1,333	9
38 REPUBLIKA SLOVENIJA 23 rd ISSUE	15,813,153	65,997	0	7,602,874	0.01%	0.28%	619	24
39 NLB 18 th ISSUE	13,575,000	56,659	444,100,000	0	0.01%	0.24%	135	3
40 NLB 15 th ISSUE	13,481,000	56,263	225,747,800	0	0.01%	0.24%	130	2
41 STANOVANJSKI SKLAD RS 1 st ISSUE	12,449,268	51,957	0	12,078,580	0.01%	0.22%	2,463	15
42 BTC 1 st ISSUE	12,436,338	51,904	0	1,346,589	0.01%	0.22%	3,761	39
43 PROBANKA 4 th ISSUE	11,942,953	49,843	0	0	0.01%	0.21%	2,211	1
44 ABANKA VIPA 8 th ISSUE	9,717,850	40,566	0	0	0.01%	0.17%	398	2
45 PROBANKA 6 th ISSUE	8,139,375	33,969	0	0	0.00%	0.14%	333	2
46 BANKA VIPA 7 th ISSUE	6,832,903	28,520	0	6,487,043	0.00%	0.12%	219	8
47 REPUBLIKA SLOVENIJA 51 st ISSUE	5,544,680	23,143	0	5,544,680	0.00%	0.10%	536	21
48 REPUBLIKA SLOVENIJA 25 th ISSUE	4,349,110	18,153	0	4,349,110	0.00%	0.08%	431	11
49 BANKA VIPA 4 th ISSUE	2,519,822	10,517	0	2,274,883	0.00%	0.04%	233	15
50 STANOVANJSKI SKLAD RS 3 rd ISSUE	2,138,218	8,923	0	2,138,218	0.00%	0.04%	33	15
51 BANKA VIPA 6 th ISSUE	2,027,959	8,463	0	0	0.00%	0.04%	109	3
52 NLB 17 th ISSUE	1,986,000	8,289	0	1,986,000	0.00%	0.04%	20	1
53 ABANKA VIPA 10 th ISSUE	1,245,897	5,200	0	1,245,897	0.00%	0.02%	5	1
54 NLB 8 th ISSUE	981,372	4,096	0	981,372	0.00%	0.02%	4	4
55 REPUBLIKA SLOVENIJA 22 nd ISSUE	970,000	4,049	0	970,000	0.00%	0.02%	97	3
56 REPUBLIKA SLOVENIJA 44 th ISSUE	776,300	3,240	0	776,300	0.00%	0.01%	70	3
57 NLB 11 th ISSUE	757,508	3,162	249,515,000	757,508	0.00%	0.01%	3	2
58 BANKA VIPA 3 rd ISSUE	84,953	355	0	61,977	0.00%	0.00%	19	5
59 REPUBLIKA SLOVENIJA 10 th ISSUE	78,266	327	0	0	0.00%	0.00%	22	1
60 NOVA KBM 3 rd ISSUE A SERIES	0	0	0	0	0.00%	0.00%	0	0
61 POŠTNA BANKA SLOVENIJE 7 th ISSUE	0	0	56,661,000	0	0.00%	0.00%	0	0
62 BANKA CELJE 7 th ISSUE	0	0	424,634,422	0	0.00%	0.00%	0	0
63 POSLOVNI SISTEM MERCATOR	0	0	145,477,337	0	0.00%	0.00%	0	0
64 NLB 9 th ISSUE	0	0	0	0	0.00%	0.00%	0	0
65 NLB 12 th ISSUE	0	0	50,750,000	0	0.00%	0.00%	0	0
66 ABANKA VIPA 11 th ISSUE	0	0	0	0	0.00%	0.00%	0	0
67 BANKA CELJE 5 th ISSUE	0	0	0	0	0.00%	0.00%	0	0
68 NLB 20 th ISSUE	0	0	0	0	0.00%	0.00%	0	0
69 NOVA KBM 2 nd ISSUE	0	0	0	0	0.00%	0.00%	0	0
70 BANKA CELJE 4 th ISSUE	0	0	0	0	0.00%	0.00%	0	0
71 ABANKA VIPA 9 th ISSUE	0	0	0	0	0.00%	0.00%	0	0
72 NOVA KBM 6 th ISSUE	0	0	0	0	0.00%	0.00%	0	0
73 POŠTNA BANKA SLOVENIJE 2 nd ISSUE	0	0	0	0	0.00%	0.00%	0	0
74 NOVA KBM 3 rd ISSUE B SERIES	0	0	0	0	0.00%	0.00%	0	0
75 NLB 16 th ISSUE	0	0	574,055,600	0	0.00%	0.00%	0	0
76 POŠTNA BANKA SLOVENIJE 6 th ISSUE	0	0	0	0	0.00%	0.00%	0	0
77 ABANKA 5 th ISSUE	0	0	0	0	0.00%	0.00%	0	0
78 POŠTNA BANKA SLOVENIJE 5 th ISSUE	0	0	0	0	0.00%	0.00%	0	0
79 BANKA CELJE 9 th ISSUE	0	0	0	0	0.00%	0.00%	0	0
80 ABANKA VIPA 12 th ISSUE	0	0	0	0	0.00%	0.00%	0	0
81 NOVA KBM 8 th ISSUE	0	0	0	0	0.00%	0.00%	0	0
82 NLB 14 th ISSUE	0	0	0	0	0.00%	0.00%	0	0
83 BANKA CELJE 6 th ISSUE A SERIES	0	0	0	0	0.00%	0.00%	0	0
84 NOVA KBM 7 th ISSUE	0	0	50,000,000	0	0.00%	0.00%	0	0
85 NLB 21 st ISSUE	0	0	0	0	0.00%	0.00%	0	0
Total official market (shares and bonds)	178,789,439,079	746,190,669	131,296,946,377	15,918,762,498	99.62%	-	8,615,751	96,437

3. Mutual funds

Issue	Total (block trades excluded) (in SIT)	Total (block trades excluded) (in EUR)	Block trades (in SIT)	Cross trades (in SIT)	Share in total turnover (block trades excluded) on official market	Share in turnover (block trades excluded) of mutual funds	Volume in pieces (block trades excluded)	Number of bargains (block trades excluded)
Total mutual funds	675,535,744	2,619,240	407,996,855	373,705,946	0.38%	100.00%	1,162,203	922
1 MP-BALKAN.SI	382,190,695	1,595,006	0	263,656,443	0.21%	56.58%	25,175	528
2 PROBANKA GLOBALNI NALOŽBENI SKLAD	180,182,387	751,957	407,996,855	53,587,930	0.10%	26.67%	1,058,756	281
3 MP-EUROSTOCK.SI	113,162,662	472,277	0	56,461,573	0.06%	16.75%	78,272	113
Total official market	179,464,974,823	749,009,909	131,704,943,232	16,292,468,444	100.00%	-	9,777,954	97,359

C5) TURNOVER BY SECURITIES ON SEMI-OFFICIAL MARKET IN 2006

1. Shares (1)

Issue	Total (block trades excluded) (in SIT)	Total (block trades excluded) (in EUR)	Block trades (in SIT)	Cross trades (in SIT)	Share in total turnover (block trades excluded) on semi-official market	Share in turnover (block trades excluded) of shares	Volume in pieces (block trades excluded)	Number of bargains (block trades excluded)
Total shares	18,807,765,012	78,496,454	37,979,144,727	2,511,582,719	31.72%	100.00%	12,659,689	76,968
Total common shares	18,576,460,919	77,531,086	37,979,144,727	2,507,498,071	31.33%	98.77%	12,625,591	75,009
1 HELIOS, DOMŽALE	2,234,630,648	9,326,306	3,931,838,447	88,520,034	3.77%	11.88%	10,566	1,070
2 NFD HOLDING	1,823,264,768	7,609,618	9,035,767,290	192,353,589	3.07%	9.69%	2,360,217	9,615
3 ZVON ENA HOLDING	1,303,489,366	5,440,319	2,643,866,630	224,585,814	2.20%	6.93%	676,315	4,783
4 LESNINA	1,224,592,233	5,110,970	79,837,577	126,070,956	2.07%	6.51%	3,944	848
5 INFOND HOLDING	1,166,840,484	4,870,055	5,892,454,631	107,095,927	1.97%	6.20%	1,377,007	5,495
6 KD HOLDING	1,145,484,343	4,780,779	1,114,964,107	235,933,146	1.93%	6.09%	104,348	4,449
7 MAKSIMA HOLDING	829,568,273	3,462,394	516,338,865	20,887,356	1.40%	4.41%	807,411	4,453
8 CINKARNA CELJE	746,372,744	3,115,013	455,963,060	102,007,041	1.26%	3.97%	29,944	538
9 ZVON DVA HOLDING	660,418,599	2,756,316	1,281,301,097	77,959,282	1.11%	3.51%	1,614,094	5,486
10 JUTEKS	642,576,933	2,681,862	1,021,478,756	56,289,891	1.08%	3.42%	24,964	976
11 VIPA HOLDING	595,022,477	2,483,337	1,123,608,053	56,838,012	1.00%	3.16%	465,325	2,734
12 POM-INVEST	552,412,625	2,305,686	0	215,809,300	0.93%	2.94%	4,412	54
13 ZLATA MONETA II	520,780,628	2,173,507	678,169,600	82,804,804	0.88%	2.77%	1,067,745	2,514
14 ETRA 33	461,738,185	1,927,164	0	65,697,292	0.78%	2.46%	4,798	522
15 AKTIVA NALOŽBE	398,453,768	1,663,002	865,952,029	56,347,350	0.67%	2.12%	419,425	3,644
16 LIP BLED	310,540,645	1,296,049	708,389,650	19,905,203	0.52%	1.65%	203,277	302
17 MEDALJON	271,153,888	1,131,631	42,069,112	21,394,473	0.46%	1.44%	117,504	171
18 TRIGLAV, FINANČNA DRUŽBA	251,000,880	1,047,622	0	28,441,054	0.42%	1.33%	136,838	2,184
19 ISKRA AVTOELEKTRIKA	246,522,301	1,028,916	850,826,614	42,298,267	0.42%	1.31%	27,872	320
20 CENTER NALOŽBE	245,877,194	1,026,187	941,595,200	17,593,437	0.41%	1.31%	485,574	5,127
21 MERCATA	218,353,520	911,327	147,215,000	74,021,572	0.37%	1.16%	286,402	1,231
22 GORENJSKI TISK	202,476,239	845,070	1,766,777,736	67,543,839	0.34%	1.08%	65,262	310
23 KD GROUP	184,122,291	768,451	3,200,693,955	20,870,224	0.31%	0.98%	1,586	134
24 MAKSIMA INVEST	180,955,615	755,232	38,651,400	23,413,231	0.31%	0.96%	477,962	4,669
25 GOZDNO GOSPODARSTVO BLED	155,746,409	650,037	38,064,000	1,886,000	0.26%	0.83%	96,525	366
26 DZS	155,701,385	649,827	944,074,156	23,369,000	0.26%	0.83%	25,748	130
27 TOSAMA	142,557,065	594,978	0	5,016,435	0.24%	0.76%	13,131	371
28 TRIGLAV NALOŽBE	140,590,301	586,780	0	10,428,665	0.24%	0.75%	361,439	3,408
29 BELINKA	134,653,276	561,982	0	1,488,826	0.23%	0.72%	29,421	131
30 POM NALOŽBE	119,696,116	499,563	0	116,430,000	0.20%	0.64%	3,150	15
31 HRAM HOLDING	111,513,287	465,416	32,443,200	7,563,002	0.19%	0.59%	218,624	872
32 JATA EMONA	96,280,061	401,820	158,332,900	16,148,353	0.16%	0.51%	108,367	100
33 MEDVEŠEK PUŠNIK	90,321,240	376,988	195,721,776	56,769,317	0.15%	0.48%	4,817	14
34 ALPETOOUR POTOVALNA AGENCIJA	86,924,448	362,793	0	68,972,058	0.15%	0.46%	29,964	192
35 MELAMIN	67,890,654	283,352	0	3,917,160	0.11%	0.36%	11,838	151
36 KSZ NALOŽBE	60,790,688	253,719	0	7,753,080	0.10%	0.32%	60,790	828
37 NIKO	56,636,265	236,381	0	14,440,193	0.10%	0.30%	1,568	76
38 MARINA PORTOROŽ	51,979,460	216,945	0	5,643,882	0.09%	0.28%	4,800	55
39 VIZIJA HOLDING	51,279,912	214,021	0	3,335,721	0.09%	0.27%	85,888	769
40 PLAMA - PUR	45,185,660	188,589	0	5,423,174	0.08%	0.24%	17,246	88
41 MITOL SEŽANA	44,634,551	186,290	0	2,064,531	0.08%	0.24%	10,975	55
42 MODRA LINJA HOLDING	43,185,980	180,244	0	27,324,429	0.07%	0.23%	49,793	767
43 VIZIJA HOLDING ENA	43,070,485	179,758	0	2,621,769	0.07%	0.23%	79,749	746
44 FINIRA	40,660,819	169,714	0	900,543	0.07%	0.22%	59,654	584
45 LESNINA EMMI	40,483,913	168,963	0	1,286,854	0.07%	0.22%	59,524	111
46 TRDNJAVA HOLDING	37,714,839	157,409	0	16,404,193	0.06%	0.20%	125,473	439
47 CREINA	36,295,505	151,497	59,154,200	36,091,405	0.06%	0.19%	3,673	8
48 JAVOR PIVKA	34,085,520	142,259	0	1,143,910	0.06%	0.18%	52,475	162
49 M1	31,786,381	132,866	0	1,506,748	0.05%	0.17%	77,225	917
50 TRDNJAVA I HOLDING	28,723,678	119,887	0	11,504,704	0.05%	0.15%	78,007	141

1. Shares (2)

		Total (block trades excluded) (in SIT)	Total (block trades excluded) (in EUR)	Block trades (in SIT)	Cross trades (in SIT)	Share in total turnover (block trades excluded) on semi-official market	Share in turnover (block trades excluded) of shares	Volume in pieces (block trades excluded)	Number of bargains (block trades excluded)
Issue									
51	SLOVENIJALES	25,869,071	107,966	0	3,119,794	0.04%	0.14%	2,419	139
52	MIP	20,938,977	87,388	47,858,048	2,687,281	0.04%	0.11%	15,859	161
53	GEA	18,834,663	78,608	0	132,490	0.03%	0.10%	25,430	63
54	CETIS	18,270,101	76,250	0	3,211,519	0.03%	0.10%	811	112
55	KRONA HOLDING	17,850,973	74,503	0	2,809,352	0.03%	0.09%	31,065	180
56	LIZ INŽENIRING	9,387,120	39,179	0	1,056,825	0.02%	0.05%	6,171	30
57	IMP ČRPALKE LJUBLJANA	9,132,837	38,115	0	2,507,537	0.02%	0.05%	3,554	155
58	FOND INVEST	8,903,529	37,160	0	584,886	0.02%	0.05%	7,152	633
59	ALPOS	8,020,000	33,471	0	3,220,000	0.01%	0.04%	850	34
60	JADRAN	7,243,771	30,233	0	2,009,764	0.01%	0.04%	1,579	22
61	GRAND HOTEL UNION	6,420,609	26,797	0	551,575	0.01%	0.03%	2,444	78
62	SLJAJ HRAŠTNIK	5,816,035	24,273	0	4,007,019	0.01%	0.03%	1,687	22
63	NAMA	5,503,621	22,970	0	0	0.01%	0.03%	1,623	26
64	IMP KLIMAT	4,935,000	20,598	0	3,685,500	0.01%	0.03%	2,350	11
65	ŽITO INTES	4,681,484	19,539	0	1,209,250	0.01%	0.02%	14,973	87
66	INLES	4,170,193	17,404	56,542,090	58,320	0.01%	0.02%	9,126	39
67	TERME DOBRNA	3,776,228	15,760	0	221,207	0.01%	0.02%	3,508	78
68	ELMO	3,587,845	14,973	0	0	0.01%	0.02%	3,794	17
69	ŽELEZARNA RAVNE - MONTER DRAVOGRAD	3,585,270	14,964	0	535,109	0.01%	0.02%	2,037	23
70	COLOR	3,204,990	13,377	0	73,410	0.01%	0.02%	1,490	90
71	VELANA	3,100,350	12,940	0	191,868	0.01%	0.02%	8,945	34
72	TOVARNA SLADKORJA ORMOŽ	2,415,266	10,080	0	0	0.00%	0.01%	701	26
73	KOŠAKI TMI	2,401,000	10,021	0	705,000	0.00%	0.01%	155	4
74	CAPITA	2,229,747	9,307	0	0	0.00%	0.01%	4,054	21
75	TEKSTINA	2,139,023	8,928	0	40,400	0.00%	0.01%	8,896	28
76	AVTOPREVOZNIŠTVO IN SERVISI	2,018,571	8,424	0	0	0.00%	0.01%	18,519	3
77	MK TISKARNA	1,850,020	7,722	109,195,548	191,002	0.00%	0.01%	646	32
78	SATURNUS EMBALAŽA	1,247,000	5,205	0	0	0.00%	0.01%	29	4
79	HIDROTEHNIK	1,226,204	5,118	0	0	0.00%	0.01%	509	10
80	SWATY	1,030,000	4,299	0	0	0.00%	0.01%	103	5
81	GEA COLLEGE	744,417	3,107	0	563,917	0.00%	0.00%	660	11
82	HOTELI PALACE	297,600	1,242	0	0	0.00%	0.00%	186	1
83	GORIŠKE OPEKARNE	248,060	1,035	0	0	0.00%	0.00%	139	4
84	ZDRAVILIŠČE ROGAŠKA	148,129	618	0	0	0.00%	0.00%	871	19
85	RTC KRVAVEC	111,650	466	0	0	0.00%	0.00%	110	2
86	EGOLES	75,020	313	0	0	0.00%	0.00%	409	7
87	INTARA	10,000	42	0	10,000	0.00%	0.00%	61	3
88	LIV POSTOJNA	0	0	0	0	0.00%	0.00%	0	0
89	INTERTRADE ITA	0	0	0	0	0.00%	0.00%	0	0
90	STOLARNA DOBREPOLJE	0	0	0	0	0.00%	0.00%	0	0
91	JELEN GOSTINSKO PODJETJE	0	0	0	0	0.00%	0.00%	0	0
92	AGROKOMBINAT MARIBOR	0	0	0	0	0.00%	0.00%	0	0
	Preferred shares	231,304,093	965,368	0	4,084,648	0.39%	1.23%	34,098	1,959
1	KD HOLDING	229,104,083	956,186	0	4,084,648	0.39%	1.22%	33,917	1,948
2	PRVA POKOJNINSKA DRUŽBA	2,200,010	9,182	0	0	0.00%	0.01%	181	11
3	ZDRAVILIŠČE ROGAŠKA	0	0	0	0	0.00%	0.00%	0	0

2. Bonds

Issue	Total (block trades excluded) (in SIT)	Total (block trades excluded) (in EUR)	Block trades (in SIT)	Cross trades (in SIT)	Share in total turnover (block trades excluded) on semi-official market	Share in turnover (block trades excluded) of bonds	Volume in pieces (block trades excluded)	Number of bargains (block trades excluded)
Total bonds	13,785,855,263	57,537,153	12,357,699,367	3,252,725,456	23.25%	100.00%	1,074,733	4,537
1 SLOVENSKA ODŠKODNINSKA DRUŽBA 2 nd ISSUE	12,433,576,843	51,893,251	4,639,744,444	2,446,644,241	20.97%	90.19%	1,017,535	4,376
2 CIMOS 1 st ISSUE	278,430,441	1,162,096	86,573,396	59,831,021	0.47%	2.02%	10,831	17
3 KD HOLDING 2 nd ISSUE	264,455,626	1,103,712	94,921,539	205,109,084	0.45%	1.92%	11,102	24
4 DEOS 1 st ISSUE	181,973,736	759,432	67,171,756	147,304,549	0.31%	1.32%	7,725	19
5 KD HOLDING 1 st ISSUE	140,233,988	585,294	88,850,327	139,209,513	0.24%	1.02%	5,592	6
6 ABANKA VIPA 8 th ISSUE	95,205,213	397,331	524,836,737	32,607,437	0.16%	0.69%	3,903	6
7 ABANKA VIPA 10 th ISSUE	53,968,041	225,260	481,867,305	50,024,304	0.09%	0.39%	216	3
8 POŠTNA BANKA SLOVENIJE 7 th ISSUE	52,000,000	217,046	82,289,600	52,000,000	0.09%	0.38%	500	1
9 POŠTNA BANKA SLOVENIJE 6 th ISSUE	42,716,000	178,305	32,704,000	1,036,000	0.07%	0.31%	410	2
10 BANKA ZASAVJE 3 rd ISSUE	26,978,529	112,592	0	7,713,628	0.05%	0.20%	112	3
11 FACTOR BANKA 6 th ISSUE	24,510,899	102,303	0	24,212,270	0.04%	0.18%	246	33
12 FACTOR BANKA 11 th ISSUE	24,101,134	100,589	129,063,351	0	0.04%	0.17%	97	2
13 FACTOR BANKA 8 th ISSUE	23,015,220	96,045	104,780,971	0	0.04%	0.17%	95	3
14 NLB 15 th ISSUE	18,488,500	77,165	285,862,500	7,573,750	0.03%	0.13%	178	2
15 POŠTNA BANKA SLOVENIJE 5 th ISSUE	17,594,667	73,440	122,664,806	0	0.03%	0.13%	72	1
16 PROBANKA 6 th ISSUE	17,250,759	71,997	215,783,797	15,498,601	0.03%	0.13%	699	5
17 FACTOR BANKA 10 th ISSUE	17,039,900	71,118	0	17,039,900	0.03%	0.12%	17	3
18 PROBANKA 7 th ISSUE	13,960,921	58,270	0	7,551,634	0.02%	0.10%	554	7
19 FACTOR BANKA 9 th ISSUE	13,520,859	56,430	0	0	0.02%	0.10%	55	2
20 POSLOVNI SISTEM MERCATOR	11,014,192	45,972	102,524,962	3,753,729	0.02%	0.08%	440	2
21 FACTOR BANKA 13 th ISSUE	8,002,500	33,399	0	8,002,500	0.01%	0.06%	8,250	2
22 PROBANKA 4 th ISSUE	6,848,591	28,587	0	6,848,591	0.01%	0.05%	660	2
23 FMR	5,083,552	21,218	0	5,083,552	0.01%	0.04%	206	2
24 FACTOR BANKA 12 th ISSUE	4,950,000	20,659	49,500,000	4,950,000	0.01%	0.04%	5,000	1
25 STANOVANJSKI SKLAD RS 3 rd ISSUE	4,167,331	17,392	0	4,167,331	0.01%	0.03%	60	2
26 NLB 8 th ISSUE	3,198,806	13,351	0	3,198,806	0.01%	0.02%	13	5
27 PROBANKA 5 th ISSUE	1,317,663	5,500	0	1,317,663	0.00%	0.01%	55	1
28 KD INVESTMENTS 1 st ISSUE	1,255,679	5,242	0	1,255,679	0.00%	0.01%	101	2
29 POŠTNA BANKA SLOVENIJE 2 nd ISSUE	791,673	3,305	0	791,673	0.00%	0.01%	7	2
30 DARS 3 rd ISSUE	204,000	852	2,467,722,280	0	0.00%	0.00%	2	1
31 POTEZA NALOŽBE	0	0	0	0	0.00%	0.00%	0	0
32 DARS	0	0	760,922,000	0	0.00%	0.00%	0	0
33 ABANKA VIPA 9 th ISSUE	0	0	78,006,171	0	0.00%	0.00%	0	0
34 BANKA CELJE 9 th ISSUE	0	0	1,642,647,500	0	0.00%	0.00%	0	0
35 DARS 2 nd ISSUE	0	0	0	0	0.00%	0.00%	0	0
36 NLB 14 th ISSUE	0	0	0	0	0.00%	0.00%	0	0
37 ZAVAROVALNICA TRIGLAV 1 st ISSUE	0	0	299,261,925	0	0.00%	0.00%	0	0
38 DBS 4 th ISSUE	0	0	0	0	0.00%	0.00%	0	0
39 AUTOCOMMERCE 1 st ISSUE	0	0	0	0	0.00%	0.00%	0	0
40 SIP STROJNA INDUSTRIJA 1 st ISSUE SERIJA B	0	0	0	0	0.00%	0.00%	0	0
Total semi-official market (shares and bonds)	32,593,620,275	136,033,607	50,336,844,094	5,764,308,175	54.97%	-	13,734,422	81,505

3. Investment companies

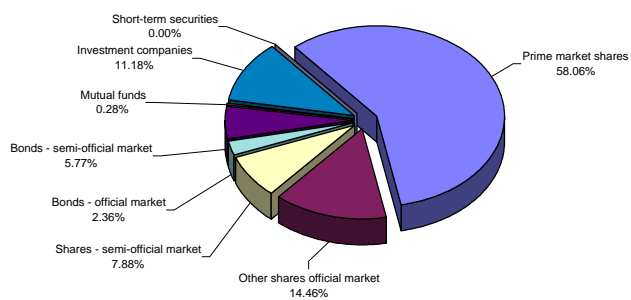
Issue	Total (block trades excluded) (in SIT)	Total (block trades excluded) (in EUR)	Block trades (in SIT)	Cross trades (in SIT)	Share in total turnover (block trades excluded) on semi-official market	Share in turnover (block trades excluded) of investment companies	Volume in pieces (block trades excluded)	Number of bargains (block trades excluded)
Total investment companies	26,694,069,514	111,409,681	12,990,574,254	2,679,044,393	45.02%	100.00%	56,407,583	50,076
1 NFD 1 DELNIŠKI INVESTICIJSKI SKLAD	6,508,686,500	27,164,630	1,622,476,515	743,379,155	10.98%	24.38%	18,513,717	9,313
2 KD ID	5,511,903,246	23,003,999	695,504,000	419,161,429	9.30%	20.65%	2,719,518	8,410
3 ZLATÁ MONETA I, ID	4,293,600,481	17,919,791	486,758,537	393,972,421	7.24%	16.08%	29,337,590	5,032
4 MAKSIMA ID	3,088,260,121	12,889,118	3,593,986,128	404,377,367	5.21%	11.57%	1,221,608	6,575
5 KRONA SENIOR ID	2,605,110,194	10,872,588	1,769,330,997	242,642,062	4.39%	9.76%	2,181,413	3,180
6 INFOND ID	2,474,360,890	10,327,101	3,202,491,046	247,795,220	4.17%	9.27%	1,063,728	6,421
7 INFOND ID 1	1,140,012,578	4,757,827	1,526,371,906	67,427,719	1.92%	4.27%	982,534	5,511
8 ZVON ENA ID	1,072,135,504	4,474,627	93,655,125	160,289,020	1.81%	4.02%	387,475	5,634
9 MODRA LINJA	0	0	0	0	0.00%	0.00%	0	0
10 VIPA INVEST	0	0	0	0	0.00%	0.00%	0	0
Short-term securities	5,924,400	24,724	0	0	0.01%	-	600	1
Total semi-official market	59,293,614,189	247,468,012	63,327,418,348	8,443,352,568	100.00%	-	70,142,605	131,582
Total turnover on BTS system	238,758,589,012	996,477,921	195,032,361,580	24,735,821,012	-	-	79,920,559	228,941

C6) TURNOVER BY SECURITIES ON MARKET MAKER TRADING SEGMENT* IN 2006

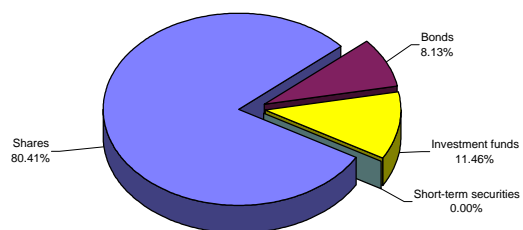
Issue	Total (in SIT)	Total (in EUR)	Share in turnover on market maker segment of individual type of securities	Share in turnover on market maker segment	Volume in pieces	Number of bargains
Total bonds	245,856,352,648	1,026,128,100	100.00%	58.11%	25,353,799	643
1 REPUBLIKA SLOVENIJA 62 nd ISSUE	55,967,560,510	236,987,000	22.76%	13.23%	6,420,544	175
2 REPUBLIKA SLOVENIJA 61 st ISSUE	54,595,419,075	227,865,849	22.21%	12.90%	5,579,951	128
3 REPUBLIKA SLOVENIJA 58 th ISSUE	29,543,636,930	123,309,924	12.02%	6.98%	2,968,425	63
4 REPUBLIKA SLOVENIJA 59 th ISSUE	27,908,936,326	116,483,714	11.35%	6.60%	2,788,192	71
5 REPUBLIKA SLOVENIJA 55 th ISSUE	15,284,672,194	60,400,000	6.22%	3.61%	1,508,012	30
6 REPUBLIKA SLOVENIJA 57 th ISSUE	15,452,682,000	64,491,467	6.29%	3.65%	1,464,800	50
7 REPUBLIKA SLOVENIJA 60 th ISSUE	14,589,593,370	60,892,889	5.93%	3.45%	1,464,792	41
8 REPUBLIKA SLOVENIJA 52 nd ISSUE	13,070,833,320	54,651,906	5.32%	3.09%	1,254,812	41
9 REPUBLIKA SLOVENIJA 56 th ISSUE	11,158,967,470	46,571,316	4.54%	2.64%	1,087,498	18
10 REPUBLIKA SLOVENIJA 54 th ISSUE	8,242,825,953	34,401,969	3.35%	1.95%	812,673	25
11 REPUBLIKA SLOVENIJA 51 st ISSUE	41,225,500	172,076	0.02%	0.01%	4,100	1
Treasury bills	177,205,095,398	739,578,387	100.00%	41.89%	17,861,896	621
1 DVANAJSTMESEČNE TREASURY BILLS 33 rd ISSUE	47,634,653,175	198,804,448	26.88%	11.26%	4,813,050	80
2 DVANAJSTMESEČNE TREASURY BILLS 36 th ISSUE	22,999,220,503	95,987,000	12.98%	5.44%	2,355,310	61
3 DVANAJSTMESEČNE TREASURY BILLS 34 th ISSUE	21,778,188,717	90,894,532	12.29%	5.15%	2,221,340	59
4 ŠESTMESEČNE TREASURY BILLS 39 th ISSUE	9,515,803,678	39,712,814	5.37%	2.25%	868,481	29
5 DVANAJSTMESEČNE TREASURY BILLS 32 nd ISSUE	8,327,755,560	34,756,705	4.70%	1.97%	841,000	26
6 ŠESTMESEČNE TREASURY BILLS 37 th ISSUE	6,698,219,580	27,958,165	3.78%	1.58%	673,500	31
7 TRIMESEČNE TREASURY BILLS 95 th ISSUE	6,355,747,713	26,525,752	3.59%	1.50%	638,537	17
8 ŠESTMESEČNE TREASURY BILLS 38 th ISSUE	5,856,009,908	24,441,644	3.30%	1.38%	591,270	35
9 DVANAJSTMESEČNE TREASURY BILLS 31 st ISSUE	4,241,000,065	17,702,094	2.39%	1.00%	427,696	13
10 TRIMESEČNE TREASURY BILLS 99 th ISSUE	4,133,133,000	17,250,253	2.33%	0.98%	415,000	11
11 ŠESTMESEČNE TREASURY BILLS 40 th ISSUE	3,634,245,095	15,167,624	2.05%	0.86%	367,500	23
12 TRIMESEČNE TREASURY BILLS 100 th ISSUE	3,598,325,180	15,017,832	2.03%	0.85%	362,000	21
13 ŠESTMESEČNE TREASURY BILLS 41 st ISSUE	3,323,508,792	13,870,122	1.88%	0.79%	336,230	22
14 DVANAJSTMESEČNE TREASURY BILLS 35 th ISSUE	2,703,314,720	11,282,207	1.53%	0.64%	275,500	19
15 DVANAJSTMESEČNE TREASURY BILLS 37 th ISSUE	2,612,835,940	10,904,559	1.47%	0.62%	269,000	13
16 DVANAJSTMESEČNE TREASURY BILLS 30 th ISSUE	2,440,964,493	10,188,812	1.38%	0.58%	245,395	18
17 DVANAJSTMESEČNE TREASURY BILLS 39 th ISSUE	2,368,865,500	9,886,349	1.34%	0.56%	244,500	11
18 ŠESTMESEČNE TREASURY BILLS 43 rd ISSUE	2,258,004,674	9,423,508	1.27%	0.53%	229,485	8
19 TRIMESEČNE TREASURY BILLS 97 th ISSUE	2,198,445,953	9,174,921	1.24%	0.52%	220,850	18
20 TRIMESEČNE TREASURY BILLS 98 th ISSUE	2,034,264,180	8,489,805	1.15%	0.48%	204,758	12
21 ŠESTMESEČNE TREASURY BILLS 36 th ISSUE	1,390,692,439	5,804,753	0.78%	0.33%	139,530	11
22 TRIMESEČNE TREASURY BILLS 103 rd ISSUE	1,327,097,290	5,538,324	0.75%	0.31%	133,590	11
23 TRIMESEČNE TREASURY BILLS 104 th ISSUE	1,317,591,337	5,498,755	0.74%	0.31%	132,620	7
24 DVANAJSTMESEČNE TREASURY BILLS 40 th ISSUE	1,255,785,900	5,240,598	0.71%	0.30%	130,000	15
25 TRIMESEČNE TREASURY BILLS 91 st ISSUE	1,244,790,504	5,195,742	0.70%	0.29%	124,968	6
26 TRIMESEČNE TREASURY BILLS 102 nd ISSUE	1,211,149,468	5,054,406	0.68%	0.29%	121,964	5
27 TRIMESEČNE TREASURY BILLS 92 nd ISSUE	1,193,182,854	4,980,425	0.67%	0.28%	119,867	13
28 DVANAJSTMESEČNE TREASURY BILLS 38 th ISSUE	869,899,900	3,630,533	0.49%	0.21%	89,000	5
29 TRIMESEČNE TREASURY BILLS 93 rd ISSUE	780,465,901	3,257,798	0.44%	0.18%	78,445	9
30 ŠESTMESEČNE TREASURY BILLS 42 nd ISSUE	758,768,570	3,166,701	0.43%	0.18%	77,000	4
31 DVANAJSTMESEČNE TREASURY BILLS 29 th ISSUE	449,356,500	1,875,546	0.25%	0.11%	45,000	1
32 TRIMESEČNE TREASURY BILLS 96 th ISSUE	399,284,000	1,666,324	0.23%	0.09%	40,000	3
33 TRIMESEČNE TREASURY BILLS 90 th ISSUE	294,524,309	1,229,336	0.17%	0.07%	29,510	4
34 TRIMESEČNE TREASURY BILLS 94 th ISSUE	0	0	0.00%	0.00%	0	0
Total market maker trading segment*	423,061,448,046	1,765,706,487	-	100.00%	43,215,695	1,264

*special segment for trading in securities by Republic of Slovenia.

Structure of turnover by securities in 2006



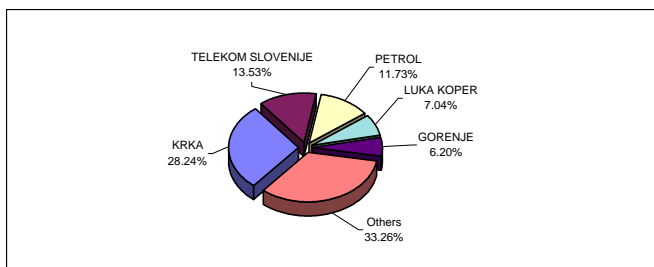
Structure of turnover by securities - all markets - 2006



C7) MOST TRADED SECURITIES IN DECEMBER 2006

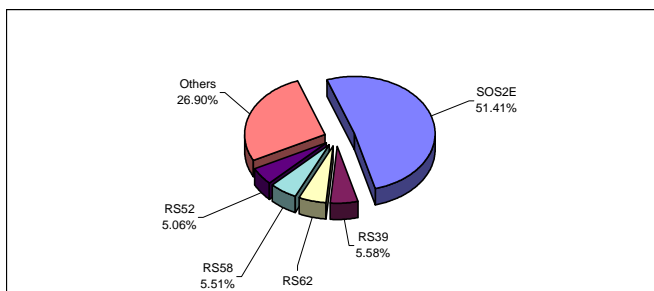
MOST TRADED SHARES

Issuer	Turnover (in SITm) - order book trades only	Market capitalisation as of 31 Dec 2006 (in SITm)	Number of bargains - order book trades only
KRKA	5,751	666,211	1,777
TELEKOM SLOVENIJE	2,754	480,220	912
PETROL	2,389	246,935	963
LUKA KOPER	1,433	80,914	1,137
GORENJE	1,263	77,911	1,111
Others	6,774	1,206,802	8,181
Total	20,364	2,758,994	14,081



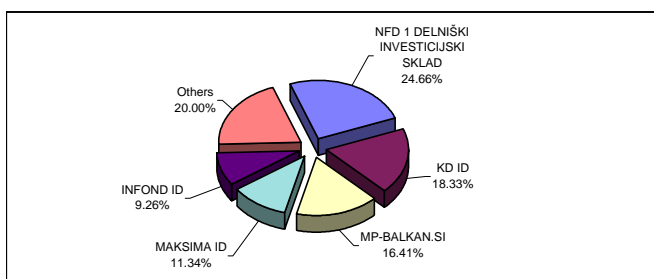
MOST TRADED BONDS

Issuer	Turnover (in SITm) - order book trades only	Market capitalisation as of 31 Dec 2006 (in SITm)	Number of bargains - order book trades only
SLOVENSKA ODŠKODNINSKA DRUŽBA 2 nd ISSUE	1,177	149,039	343
REPUBLIKA SLOVENIJA 39 th ISSUE	128	9,264	716
REPUBLIKA SLOVENIJA 62 nd ISSUE	127	115,392	156
REPUBLIKA SLOVENIJA 58 th ISSUE	126	100,671	459
REPUBLIKA SLOVENIJA 52 nd ISSUE	116	41,412	305
Others	616	1,173,414	759
Total	2,290	1,589,192	2,738



MOST TRADED INVESTMENT FUNDS

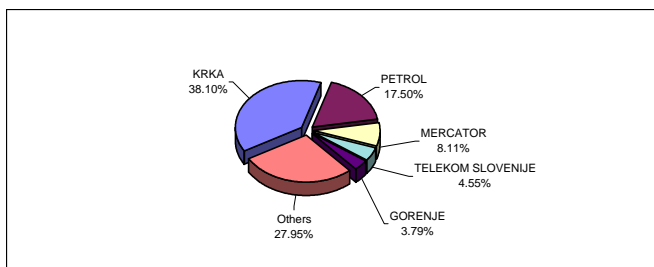
INVESTMENT FUNDS	Turnover (in SITm) - order book trades only	Market capitalisation as of 31 Dec 2006 (in SITm)	Number of bargains - order book trades only
NFD 1 DELNIŠKI INVESTICIJSKI SKLAD	538	71,408	564
KD ID	400	21,182	569
MP-BALKAN.SI	358	2,257	467
MAKSIMA ID	247	23,319	549
INFOND ID	202	21,065	344
Others	436	54,123	1,059
Total	2,180	193,354	3,552



C8) MOST TRADED SECURITIES IN 2006

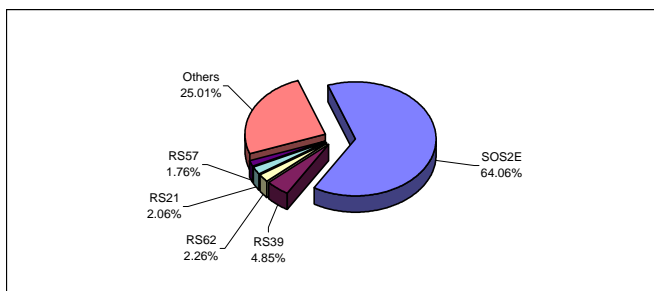
MOST TRADED SHARES

Issuer	Turnover (in SITm) - order book trades only	Market capitalisation as of 31 Dec 2006 (in SITm)	Number of bargains - order book trades only
KRKA	73,140	666,211	26,782
PETROL	33,600	246,935	14,125
MERCATOR	15,572	77,911	7,769
TELEKOM SLOVENIJE	8,736	480,220	3,741
GORENJE	7,267	192,072	6,883
Others	53,661	1,095,644	106,946
Total	191,974	2,758,994	166,246



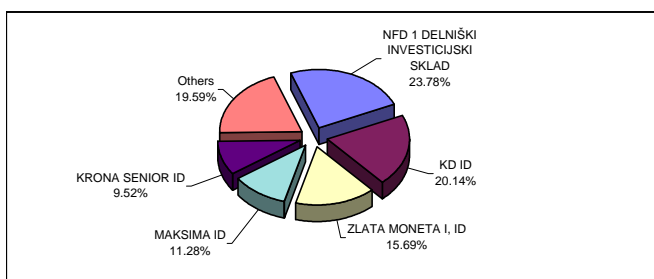
MOST TRADED BONDS

Issuer	Turnover (in SITm) - order book trades only	Market capitalisation as of 31 Dec 2006 (in SITm)	Number of bargains - order book trades only
SLOVENSKA ODŠKODNINSKA DRUŽBA 2 nd ISSUE	12,434	149,039	4,376
REPUBLIKA SLOVENIJA 39 th ISSUE	941	9,264	3,195
REPUBLIKA SLOVENIJA 62 nd ISSUE	439	115,392	212
REPUBLIKA SLOVENIJA 21 st ISSUE	399	6,501	172
REPUBLIKA SLOVENIJA 57 th ISSUE	343	95,391	89
Others	4,853	1,213,605	3,652
Total	19,409	1,589,192	11,696



MOST TRADED INVESTMENT FUNDS

INVESTMENT FUNDS	Turnover (in SITm) - order book trades only	Market capitalisation as of 31 Dec 2006 (in SITm)	Number of bargains - order book trades only
NFD 1 DELNIŠKI INVESTICIJSKI SKLAD	6,509	71,408	9,313
KD ID	5,512	21,182	8,410
ZLATA MONETA I, ID	4,294	-	5,032
MAKSIMA ID	3,088	23,319	6,575
KRONA SENIOR ID	2,605	14,934	3,180
Others	5,362	62,510	18,488
Total	27,370	193,354	50,998

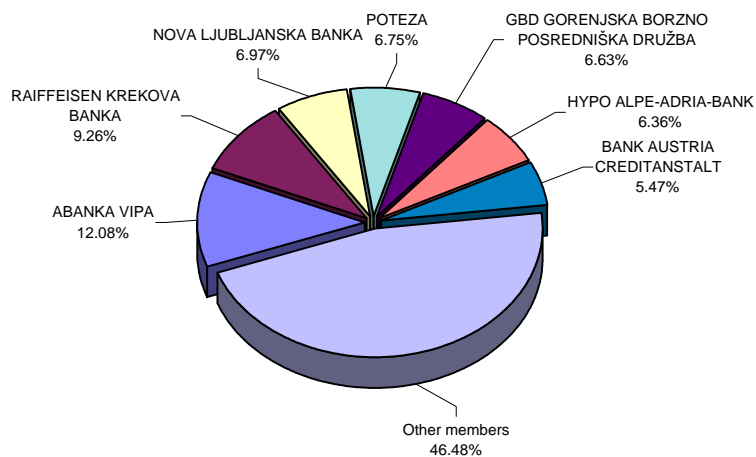


C9) TURNOVER BY LJSE MEMBERS

TURNOVER BY MEMBERS ON BTS IN DECEMBER 2006

	Member	Official market (in SIT)	Semi-official market (in SIT)	Total (in SIT)	Share in turnover
1	ABANKA VIPA	5,102,264,307	896,980,544	5,999,244,851	12.08%
2	RAIFFEISEN KREKOVA BANKA	4,538,132,768	58,995,663	4,597,128,431	9.26%
3	NOVA LJUBLJANSKA BANKA	2,954,092,368	506,457,901	3,460,550,269	6.97%
4	POTEZA	2,393,692,792	959,395,544	3,353,088,336	6.75%
5	GBD GORENJSKA BORZNO POSREDNIŠKA DRUŽBA	2,407,446,659	885,405,331	3,292,851,990	6.63%
6	HYPO ALPE-ADRIA-BANK	2,963,805,739	197,220,112	3,161,025,851	6.36%
7	BANK AUSTRIA CREDITANSTALT	2,524,219,532	193,709,160	2,717,928,692	5.47%
8	ILIRIKA	2,097,715,248	569,032,016	2,666,747,264	5.37%
9	PROBANKA	1,888,433,736	427,890,117	2,316,323,853	4.66%
10	MP BPH	1,699,848,314	312,520,879	2,012,369,193	4.05%
11	ARGONOS BPH	1,449,148,470	493,172,502	1,942,320,972	3.91%
12	PERSPEKTIVA BPD	1,771,884,826	155,982,017	1,927,866,843	3.88%
13	NOVA KBM	772,786,586	1,024,956,292	1,797,742,878	3.62%
14	PFCI	1,516,156,720	249,259,579	1,765,416,299	3.55%
15	CERTIUS BPH	1,249,133,871	514,976,316	1,764,110,187	3.55%
16	KD BPD	1,285,670,149	131,755,429	1,417,425,578	2.85%
17	PUBLIKUM	1,045,879,587	243,294,580	1,289,174,167	2.60%
18	FACTOR BANKA	668,225,590	559,598,620	1,227,824,210	2.47%
19	SKB BANKA	913,882,475	59,147,209	973,029,684	1.96%
20	DEŽELNA BANKA SLOVENIJE	632,171,036	289,637,799	921,808,835	1.86%
21	MOJA DELNICA BPH	399,171,325	106,189,090	505,360,415	1.02%
22	BANKA KOPER	260,130,800	28,164,800	288,295,600	0.58%
23	VERITAS BH	118,521,092	90,537,757	209,058,849	0.42%
24	GORENJSKA BANKA	42,526,631	17,751,627	60,278,258	0.12%
	TOTAL	40,694,940,621	8,972,030,884	49,666,971,505	100.00%

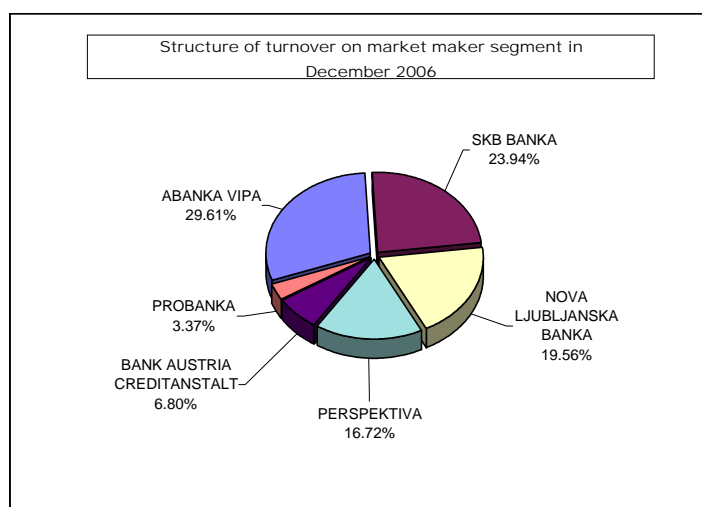
Structure of turnover by members on BTS in December 2006



TURNOVER ON MARKET MAKERS SEGMENT* IN
DECEMBER 2006

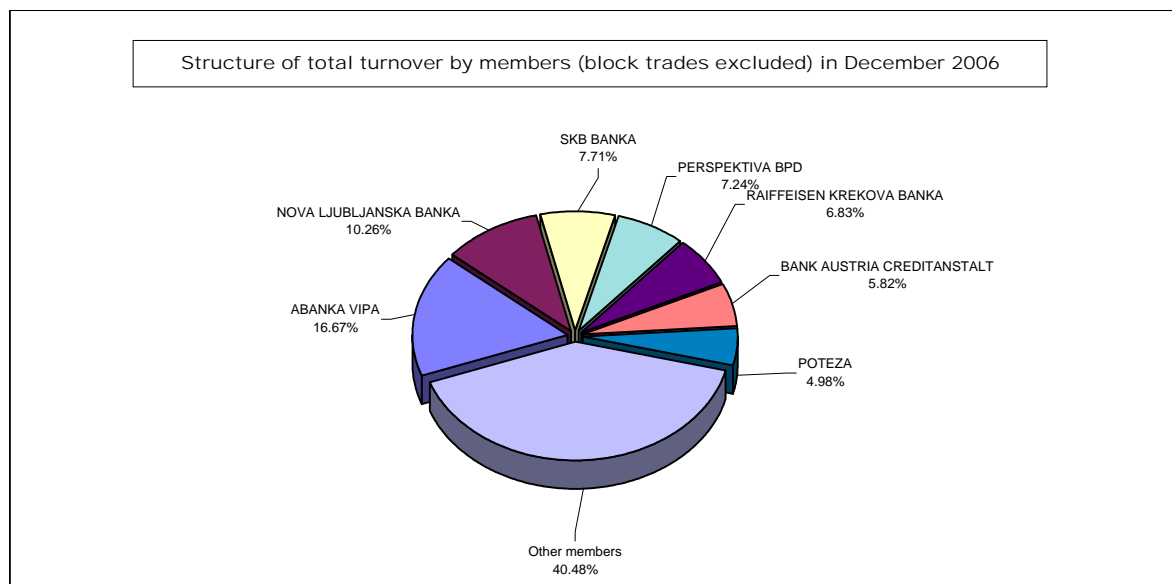
	Market maker	Turnover on market maker segment	Share in turnover
1	ABANKA VIPA	5,213,170,245	29.61%
2	SKB BANKA	4,214,646,300	23.94%
3	NOVA LJUBLJANSKA BANKA	3,443,405,840	19.56%
4	PERSPEKTIVA	2,943,340,428	16.72%
5	BANK AUSTRIA CREDITANSTALT	1,196,720,000	6.80%
6	PROBANKA	593,734,860	3.37%
	TOTAL	17,605,017,673	100.00%

*special segment for trading in securities issued by Republic of Slovenia.



TOTAL TURNOVER BY MEMBERS (BLOCK TRADES EXCLUDED)
IN DECEMBER 2006

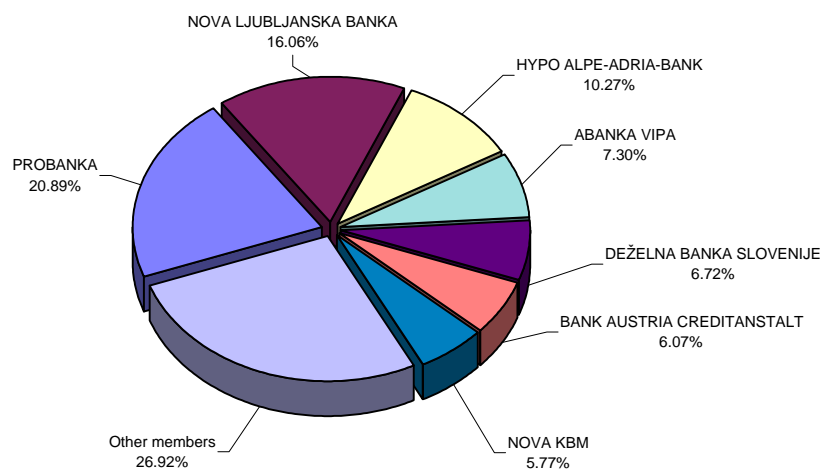
Member	Turnover with equity securities via BTS	Turnover with debt securities via BTS	Turnover with debt securities on market maker segment	Total (in SIT)	Share in total turnover
1 ABANKA VIPA	5,470,456,493	528,788,358	5,213,170,245	11,212,415,096	16.67%
2 NOVA LJUBLJANSKA BANKA	2,832,261,864	628,288,404	3,443,405,840	6,903,956,108	10.26%
3 SKB BANKA	785,781,649	187,248,036	4,214,646,300	5,187,675,985	7.71%
4 PERSPEKTIVA BPD	1,834,135,307	93,731,535	2,943,340,428	4,871,207,270	7.24%
5 RAIFFEISEN KREKOVA BANKA	4,584,299,146	12,829,285		4,597,128,431	6.83%
6 BANK AUSTRIA CREDITANSTALT	2,510,809,722	207,118,971	1,196,720,000	3,914,648,693	5.82%
7 POTEZA	3,071,305,895	281,782,440		3,353,088,335	4.98%
8 GBD GORENJSKA BORZNO POSREDNIŠKA DRUŽBA	3,019,786,887	273,065,103		3,292,851,990	4.89%
9 HYPO ALPE-ADRIA-BANK	3,160,877,037	148,814		3,161,025,851	4.70%
10 PROBANKA	2,168,804,389	147,519,464	593,734,860	2,910,058,713	4.33%
11 ILIRIKA	2,342,101,551	324,645,714		2,666,747,265	3.96%
12 MP BPH	1,201,970,907	810,398,286		2,012,369,193	2.99%
13 ARGONOS BPH	1,919,329,084	22,991,889		1,942,320,973	2.89%
14 NOVA KBM	1,130,795,007	666,947,871		1,797,742,878	2.67%
15 PFCI	1,693,470,409	71,945,890		1,765,416,299	2.62%
16 CERTIUS BPH	1,668,437,461	95,672,726		1,764,110,187	2.62%
17 KD BPD	1,300,725,458	116,700,120		1,417,425,578	2.11%
18 PUBLIKUM	1,077,525,280	211,648,886		1,289,174,166	1.92%
19 FACTOR BANKA	584,733,649	643,090,561		1,227,824,210	1.83%
20 DEŽELNA BANKA SLOVENIJE	788,969,291	132,839,544		921,808,835	1.37%
21 MOJA DELNICA BPH	442,173,787	63,186,629		505,360,416	0.75%
22 BANKA KOPER	251,051,247	37,244,352		288,295,599	0.43%
23 VERITAS BH	140,658,535	68,400,314		209,058,849	0.31%
24 GORENJSKA BANKA	51,551,929	8,726,329		60,278,258	0.09%
TOTAL	44,032,011,984	5,634,959,521	17,605,017,673	67,271,989,178	100.00%



TURNOVER BY MEMBERS WITH BLOCK TRADES IN DECEMBER 2006

	Member	Official market (in SIT)	Semi-official market (in SIT)	Total (in SIT)	Share in turnover
1	PROBANKA	3,243,132,750	3,611,789,626	6,854,922,376	20.89%
2	NOVA LJUBLJANSKA BANKA	1,782,245,114	3,486,512,482	5,268,757,596	16.06%
3	HYPO ALPE-ADRIA-BANK	3,082,876,947	286,822,500	3,369,699,447	10.27%
4	ABANKA VIPA	1,148,225,768	1,246,774,699	2,395,000,467	7.30%
5	DEŽELNA BANKA SLOVENIJE	393,273,294	1,810,418,200	2,203,691,494	6.72%
6	BANK AUSTRIA CREDITANSTALT	1,991,629,400		1,991,629,400	6.07%
7	NOVA KBM	440,371,100	1,453,031,696	1,893,402,796	5.77%
8	PERSPEKTIVA BPD	1,550,000,000		1,550,000,000	4.72%
9	FACTOR BANKA	1,419,162,934	85,071,400	1,504,234,334	4.58%
10	MP BPH		863,550,659	863,550,659	2.63%
11	ILIRIKA	686,073,587	162,999,343	849,072,930	2.59%
12	GORENJSKA BANKA		724,793,212	724,793,212	2.21%
13	KD BPD	329,763,473	355,938,662	685,702,135	2.09%
14	SKB BANKA	563,202,545	35,741,337	598,943,882	1.83%
15	PFCI	506,790,976		506,790,976	1.54%
16	RAIFFEISEN KREKOVA BANKA	414,370,500	64,776,600	479,147,100	1.46%
17	POTEZA	330,199,950	30,030,000	360,229,950	1.10%
18	ARGONOS BPH		303,376,500	303,376,500	0.92%
19	PUBLIKUM	199,639,950		199,639,950	0.61%
20	BANKA KOPER		90,740,099	90,740,099	0.28%
21	CERTIUS BPH		85,071,400	85,071,400	0.26%
22	GBD GORENJSKA BORZNO POSREDNIŠKA DRUŽBA		32,443,200	32,443,200	0.10%
	TOTAL	18,080,958,288	14,729,881,615	32,810,839,903	100.00%

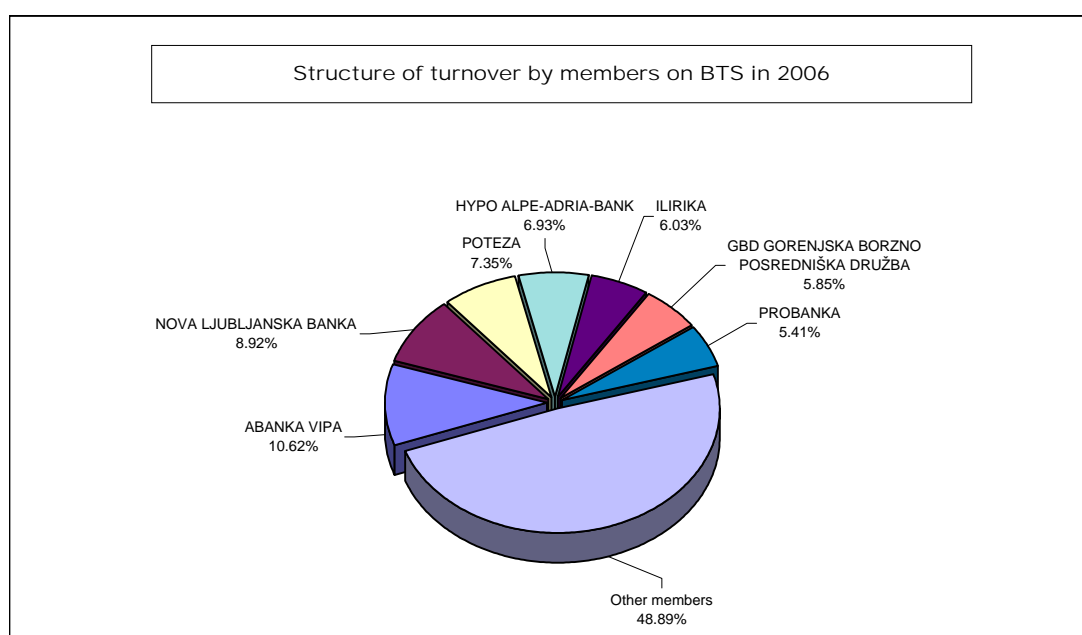
Structure of turnover by members with block trades in December 2006



C10) TURNOVER BY LJSE MEMBERS

TURNOVER BY MEMBERS ON BTS IN 2006

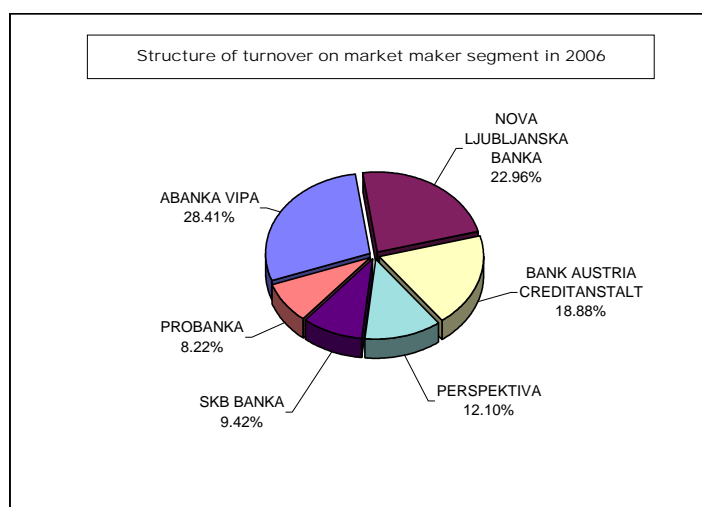
	Member	Official market (in SIT)	Semi-official market (in SIT)	Total (in SIT)	Share in turnover
1	ABANKA VIPA	37,940,093,356	12,760,289,997	50,700,383,353	10.62%
2	NOVA LJUBLJANSKA BANKA	34,388,489,783	8,191,733,444	42,580,223,227	8.92%
3	POTEZA	23,443,641,523	11,633,929,049	35,077,570,572	7.35%
4	HYPO ALPE-ADRIA-BANK	28,746,492,570	4,361,529,085	33,108,021,655	6.93%
5	ILIRIKA	21,276,964,745	7,500,777,664	28,777,742,409	6.03%
6	GBD GORENJSKA BORZNO POSREDNIŠKA DRUŽBA	17,588,576,086	10,349,457,335	27,938,033,421	5.85%
7	PROBANKA	19,547,375,131	6,309,824,017	25,857,199,148	5.41%
8	BANK AUSTRIA CREDITANSTALT	20,381,917,938	4,604,382,250	24,986,300,188	5.23%
9	ARGONOS BPH	13,680,352,867	9,271,052,490	22,951,405,357	4.81%
10	RAIFFEISEN KREKOVA BANKA	20,190,549,197	2,218,956,689	22,409,505,886	4.69%
11	PERSPEKTIVA BPD	15,372,873,063	3,312,627,475	18,685,500,538	3.91%
12	NOVA KBM	11,383,076,227	6,626,929,439	18,010,005,666	3.77%
13	CERTIUS BPH	11,244,145,255	6,139,314,000	17,383,459,255	3.64%
14	MP BPH	11,842,201,618	3,815,165,522	15,657,367,140	3.28%
15	PUBLIKUM	13,049,023,546	1,393,747,592	14,442,771,138	3.02%
16	SKB BANKA	12,539,564,504	578,054,330	13,117,618,834	2.75%
17	KD BPD	9,982,278,622	2,510,979,981	12,493,258,603	2.62%
18	PFCI	8,695,575,618	2,943,108,384	11,638,684,002	2.44%
19	FACTOR BANKA	5,553,386,384	4,350,351,259	9,903,737,643	2.07%
20	CELJSKA BORZNO-POSREDNIŠKA HIŠA	7,289,959,086	2,541,182,912	9,831,141,998	2.06%
21	DEŽELNA BANKA SLOVENIJE	5,826,470,349	3,655,152,353	9,481,622,702	1.99%
22	MOJA DELNICA BPH	2,888,026,090	1,055,225,936	3,943,252,026	0.83%
23	BANKA KOPER	3,173,680,825	435,642,251	3,609,323,076	0.76%
24	VERITAS BH	1,493,940,403	987,260,802	2,481,201,205	0.52%
25	B P H	567,127,337	371,140,284	938,267,621	0.20%
26	PM&A BPD	357,115,754	480,166,115	837,281,869	0.18%
27	GORENJSKA BANKA	487,051,768	189,247,726	676,299,494	0.14%
	TOTAL	358,929,949,645	118,587,228,381	477,517,178,026	100.00%



TURNOVER ON MARKET MAKERS SEGMENT* IN 2006

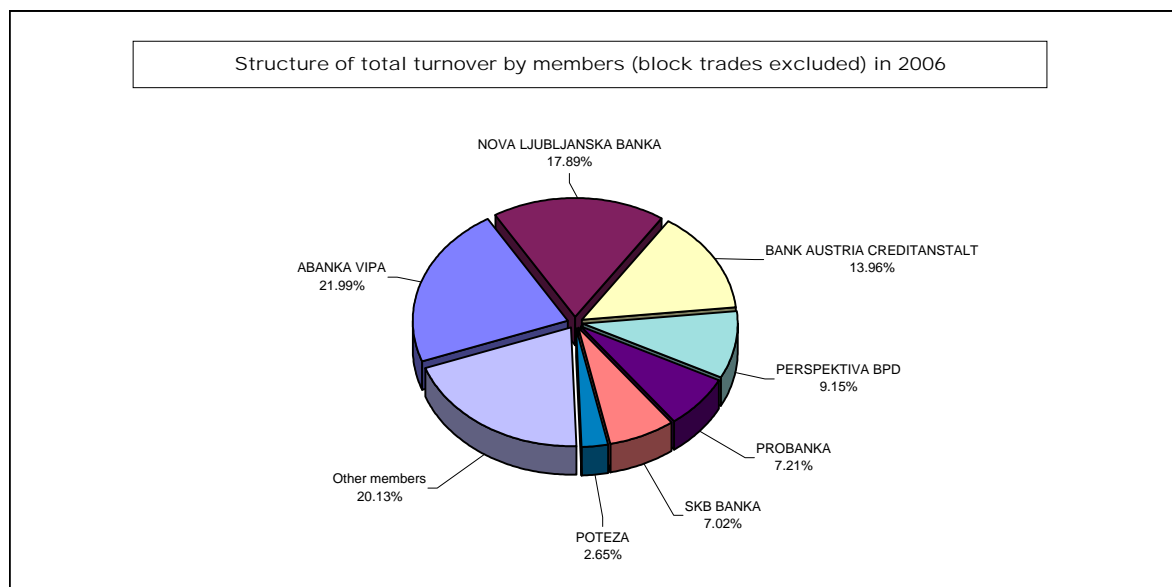
	Market maker	Turnover on market maker segment	Share in turnover
1	ABANKA VIPA	240,349,060,218	28.41%
2	NOVA LJUBLJANSKA BANKA	194,280,983,040	22.96%
3	BANK AUSTRIA CREDITANSTALT	159,744,568,121	18.88%
4	PERSPEKTIVA	102,421,241,609	12.10%
5	SKB BANKA	79,746,978,095	9.42%
6	PROBANKA	69,580,065,005	8.22%
	TOTAL	846,122,896,089	100.00%

*special segment for trading in securities issued by Republic of Slovenia.



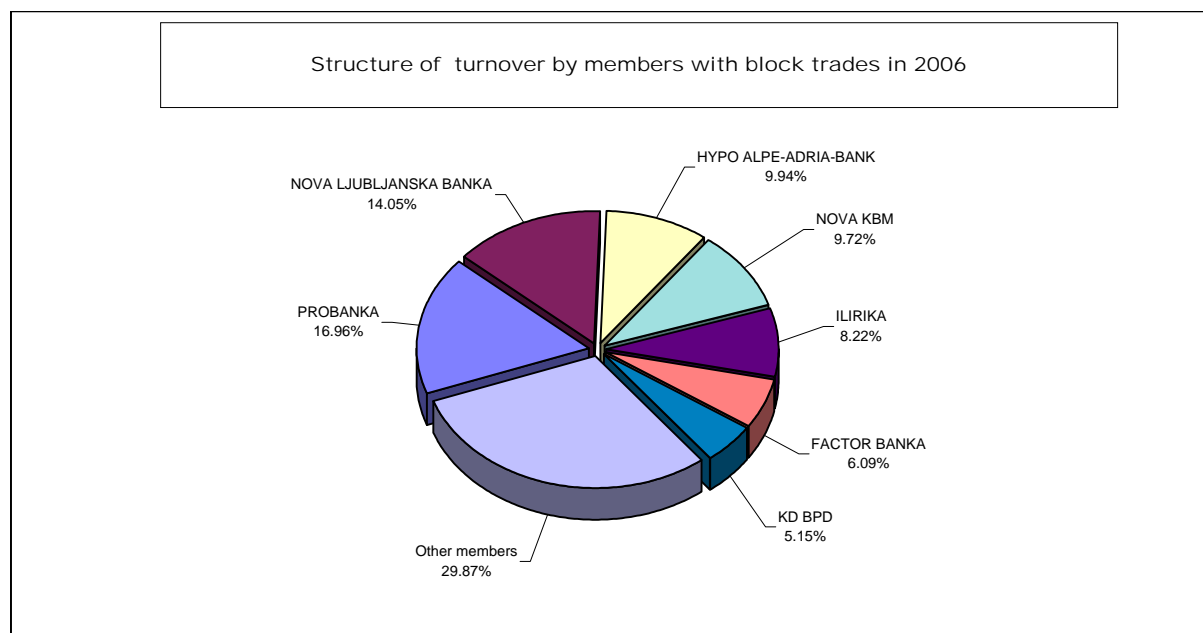
TOTAL TURNOVER BY MEMBERS (BLOCK TRADES EXCLUDED)
IN 2006

Member	Turnover with equity securities via BTS	Turnover with debt securities via BTS	Turnover with debt securities on market maker segment	Total (in SIT)	Share in total turnover
1 ABANKA VIPA	47,354,685,498	3,345,697,856	240,349,060,218	291,049,443,572	21.99%
2 NOVA LJUBLJANSKA BANKA	37,154,067,435	5,426,155,794	194,280,983,040	236,861,206,269	17.89%
3 BANK AUSTRIA CREDITANSTALT	21,746,331,112	3,239,969,075	159,744,568,121	184,730,868,308	13.96%
4 PERSPEKTIVA BPD	17,336,782,020	1,348,718,519	102,421,241,609	121,106,742,148	9.15%
5 PROBANKA	24,216,356,673	1,640,842,475	69,580,065,005	95,437,264,153	7.21%
6 SKB BANKA	12,509,476,916	608,141,917	79,746,978,095	92,864,596,928	7.02%
7 POTEZA	32,277,751,845	2,799,818,726		35,077,570,571	2.65%
8 HYPO ALPE-ADRIA-BANK	32,697,609,333	410,412,323		33,108,021,656	2.50%
9 ILIRIKA	24,930,281,144	3,847,461,265		28,777,742,409	2.17%
10 GBD GORENJSKA BORZNO POSREDNIŠKA DRUŽBA	26,054,561,720	1,883,471,701		27,938,033,421	2.11%
11 ARGONOS BPH	22,657,257,904	294,147,452		22,951,405,356	1.73%
12 RAIFFEISEN KREKOVA BANKA	21,389,055,789	1,020,450,096		22,409,505,885	1.69%
13 NOVA KBM	14,328,260,161	3,681,745,505		18,010,005,666	1.36%
14 CERTIUS BPH	17,016,211,662	367,247,592		17,383,459,254	1.31%
15 MP BPH	13,651,736,234	2,005,630,906		15,657,367,140	1.18%
16 PUBLIKUM	13,955,265,668	487,505,470		14,442,771,138	1.09%
17 KD BPD	11,937,374,495	555,884,109		12,493,258,604	0.94%
18 PFCI	11,395,779,773	242,904,230		11,638,684,003	0.88%
19 FACTOR BANKA	5,223,547,970	4,680,189,673		9,903,737,643	0.75%
20 CELJSKA BORZNO-POSREDNIŠKA HIŠA	9,137,018,419	694,123,580		9,831,141,999	0.74%
21 DEŽELNA BANKA SLOVENIJE	8,994,481,786	487,140,916		9,481,622,702	0.72%
22 MOJA DELNICA BPH	3,755,507,243	187,744,783		3,943,252,026	0.30%
23 BANKA KOPER	3,384,093,269	225,229,806		3,609,323,075	0.27%
24 VERITAS BH	1,981,945,344	499,255,862		2,481,201,206	0.19%
25 B P H	886,519,335	51,748,286		938,267,621	0.07%
26 PM&A BPD	741,328,518	95,953,351		837,281,869	0.06%
27 GORENJSKA BANKA	623,409,750	52,889,744		676,299,494	0.05%
TOTAL	437,336,697,016	40,180,481,012	846,122,896,089	1,323,640,074,117	100.00%



TURNOVER BY MEMBERS WITH BLOCK TRADES IN 2006

	Member	Official market (in SIT)	Semi-official market (in SIT)	Total (in SIT)	Share in turnover
1	PROBANKA	36,463,948,676	29,691,367,426	66,155,316,102	16.96%
2	NOVA LJUBLJANSKA BANKA	29,809,367,579	24,988,242,655	54,797,610,234	14.05%
3	HYPO ALPE-ADRIA-BANK	31,909,451,038	6,863,388,998	38,772,840,036	9.94%
4	NOVA KBM	26,268,165,366	11,654,261,264	37,922,426,630	9.72%
5	ILIRIKA	27,857,171,537	4,215,663,945	32,072,835,482	8.22%
6	FACTOR BANKA	18,712,457,395	5,050,639,083	23,763,096,478	6.09%
7	KD BPD	16,908,877,458	3,177,505,023	20,086,382,481	5.15%
8	PERSPEKTIVA BPD	14,629,301,676	3,296,069,099	17,925,370,775	4.60%
9	ABANKA VIPA	4,909,169,582	10,476,505,020	15,385,674,602	3.94%
10	BANK AUSTRIA CREDITANSTALT	8,519,149,688	2,014,519,001	10,533,668,689	2.70%
11	BANKA KOPER	7,290,428,268	3,013,438,674	10,303,866,942	2.64%
12	SKB BANKA	9,013,577,619	1,267,305,521	10,280,883,140	2.64%
13	DEŽELNA BANKA SLOVENIJE	5,928,577,760	3,776,258,232	9,704,835,992	2.49%
14	GBD GORENJSKA BORZNO POSREDNIŠKA DRUŽBA	4,428,414,910	3,798,274,697	8,226,689,607	2.11%
15	PUBLIKUM	7,748,232,374	430,091,678	8,178,324,052	2.10%
16	RAIFFEISEN KREKOVA BANKA	5,268,891,172	1,373,107,725	6,641,998,897	1.70%
17	POTEZA	3,765,561,150	2,637,388,620	6,402,949,770	1.64%
18	MP BPH	925,254,000	2,889,487,357	3,814,741,357	0.98%
19	GORENJSKA BANKA	1,567,500,000	724,793,212	2,292,293,212	0.59%
20	CELJSKA BORZNO-POSREDNIŠKA HIŠA	282,908,000	1,647,943,957	1,930,851,957	0.50%
21	CERTIUS BPH	256,812,000	1,576,617,517	1,833,429,517	0.47%
22	PFCI	830,361,456	793,657,718	1,624,019,174	0.42%
23	ARGONOS BPH	55,000,000	1,025,767,182	1,080,767,182	0.28%
24	PM&A BPD		149,508,800	149,508,800	0.04%
25	VERITAS BH		123,034,293	123,034,293	0.03%
26	B P H	61,307,760		61,307,760	0.02%
	TOTAL	263,409,886,464	126,654,836,697	390,064,723,161	100.00%



C11) TURNOVER IN YEARS 2005 AND 2006

MONTHLY TURNOVER ON OFFICIAL AND SEMI-OFFICIAL MARKET

Year 2005	Number of	Turnover - block trades excluded (in SIT)		average	Number of bargains - block trades excluded	
December	21	12,694,256,825	604,488,420	550,297	23,068	1,098
TOTAL	250	138,802,826,919			255,908	
AVERAGE 2005	21	11,566,902,243	555,211,308	542,393	21,326	1,024
Year 2006						
January	21	13,864,563,889	660,217,328	786,910	17,619	839
February	19	13,339,765,565	702,092,924	594,517	22,438	1,181
March	23	16,171,773,507	703,120,587	675,287	23,948	1,041
April	18	23,947,292,145	1,330,405,119	1,091,490	21,940	1,219
May	21	21,263,180,047	1,012,532,383	970,036	21,920	1,044
June	22	18,032,273,389	819,648,790	1,084,387	16,629	756
July	21	16,444,836,684	783,087,461	1,107,322	14,851	707
August	22	20,618,449,384	937,202,245	1,239,835	16,630	756
September	21	21,433,550,644	1,020,645,269	1,225,685	17,487	833
October	21	28,236,975,037	1,344,617,859	1,517,627	18,606	886
November	21	20,572,442,967	979,640,141	1,246,664	16,502	786
December	17	24,833,485,753	1,460,793,280	1,219,061	20,371	1,198
TOTAL	247	238,758,589,011			228,941	
Average 2006	21	19,896,549,084	966,633,964	1,042,883	19,078	927

YEARS 1996 - 2006

Total turnover and number of bargains

Year	Number of	Turnover - block trades excluded (in SIT)		average	Number of bargains - block trades excluded	
	trading days	per year	average per day	per bargain	per year	average per day
2006	247	238,758,589,011	966,633,964	1,042,883	228,941	927
2005	250	138,802,826,919	555,211,308	542,393	255,908	1,024
2004	255	200,120,895,649	784,787,826	568,913	351,760	1,379
2003	249	163,945,275,779	658,414,762	481,368	340,582	1,368
2002	247	262,021,510,619	1,060,815,832	580,657	451,250	1,827
2001	247	151,205,155,533	612,166,622	474,525	318,645	1,290
2000	249	114,061,732,862	458,079,248	288,556	395,284	1,587
1999	254	135,196,321,286	532,268,981	303,154	445,966	1,756
1998	252	108,453,171,187	430,369,727	457,514	237,049	941
1997	249	79,416,728,827	318,942,686	566,647	140,152	563
1996	240	86,864,908,427	361,937,118	661,813	131,253	547

MONTHLY TURNOVER ON MARKET MAKER SEGMENT*

Year 2005	Number of	Turnover (in SIT)		average	Number of bargains	
Month	trading days	per month	average per day	per bargain	per month	average per day
December	21	51,612,569,433	2,457,741,402	360,927,059	143	7
TOTAL	82	215,228,882,787			583	
AVERAGE 2005	21	53,807,220,697	2,624,742,473	369,174,756	146	7
Year 2006						
January	21	35,578,084,831	1,694,194,516	254,129,177	140	7
February	19	31,622,069,559	1,664,319,450	304,058,361	104	5
March	23	68,610,399,882	2,983,060,864	437,008,916	157	7
April	18	45,088,613,286	2,504,922,960	366,574,092	123	7
May	21	58,656,997,708	2,793,190,367	413,077,449	142	7
June	22	53,633,812,821	2,437,900,583	510,798,217	105	5
July	21	41,645,287,415	1,983,108,925	308,483,610	135	6
August	22	26,479,784,402	1,203,626,564	257,085,285	103	5
September	21	20,561,608,887	979,124,233	316,332,444	65	3
October	21	16,398,159,062	780,864,717	224,632,316	73	3
November	21	15,984,121,357	761,148,636	242,183,657	66	3
December	17	8,802,508,837	517,794,637	172,598,212	51	3
TOTAL	247	423,061,448,047			1,264	
Average 2006	21	35,255,120,671	1,712,799,385	334,700,513	105	5

*special segment for trading in securities issued by Republic of Slovenia.

MONTHLY TURNOVER WITH BLOCK TRADES

Year 2005	Number of	Turnover (in SIT)		average	Number of bargains	
Month	trading days	per month	average per day	per bargain	per month	average per day
December	21	20,742,010,746	987,714,797	157,136,445	132	6
TOTAL	250	302,044,303,287			1,374	
AVERAGE 2005	21	25,170,358,607	1,208,177,213	219,828,459	115	5
Year 2006						
January	21	9,951,382,439	473,875,354	96,615,363	103	5
February	19	11,501,290,884	605,331,099	147,452,447	78	4
March	23	27,957,355,007	1,215,537,174	215,056,577	130	6
April	18	19,876,524,394	1,104,251,355	160,294,552	124	7
May	21	18,421,462,439	877,212,497	160,186,630	115	5
June	22	11,617,637,233	528,074,420	117,349,871	99	5
July	21	21,715,057,012	1,034,050,334	285,724,434	76	4
August	22	12,108,012,247	550,364,193	137,591,048	88	4
September	21	14,682,892,410	699,185,353	143,949,926	102	5
October	21	18,183,729,087	865,891,861	142,060,383	128	6
November	21	12,611,598,486	600,552,309	112,603,558	112	5
December	17	16,405,419,952	965,024,703	137,860,672	119	7
TOTAL	247	195,032,361,590			1,274	
Average 2006	21	16,252,696,799	789,604,703	153,086,626	106	5

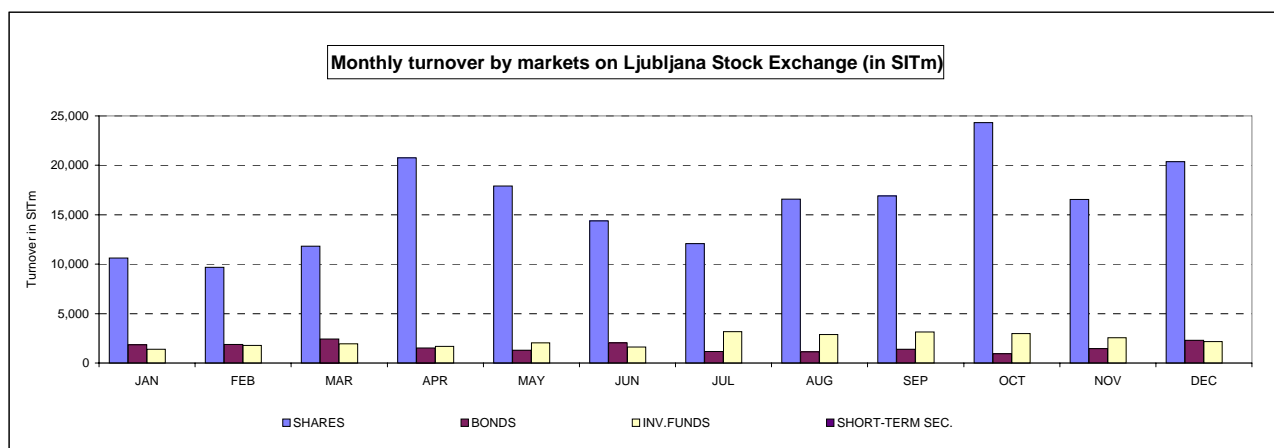
STRUCTURE OF TURNOVER

MONTHLY TURNOVER (BLOCK AND TUVL TRADES EXCLUDED) BY MARKETS ON LJUBLJANA STOCK EXCHANGE (in SIT)

YEAR 2005	OFFICIAL MARKET		SEMI-OFFICIAL MARKET		INVESTMENT COMPANIES	SHORT-TERM SECURITIES	TOTAL	INDEX $\frac{t}{(t-1)}$	
	SHARES	BONDS	MUTUAL FUNDS	SHARES					BONDS
December	6,475,634,948	1,289,567,838		1,628,281,436	1,417,402,797	1,880,875,061	2,494,750	12,694,256,830	90
Total 2005	75,291,179,484	8,775,985,903		21,398,881,215	13,959,018,967	19,340,317,112	37,444,250	138,802,826,931	
Year 2006									
January	9,528,073,770	681,534,982		1,099,953,014	1,174,738,696	1,380,263,428	0	13,864,563,890	109
February	8,374,798,478	572,645,697		1,293,066,194	1,321,770,449	1,777,484,748	0	13,339,765,566	96
March	9,544,567,561	621,080,523		2,272,602,953	1,798,813,386	1,934,709,084	0	16,171,773,507	121
April	18,955,074,035	341,002,496		1,797,497,005	1,182,077,585	1,671,641,024	0	23,947,292,145	148
May	16,456,209,279	381,513,305		1,449,517,759	924,798,592	2,051,141,114	0	21,263,180,049	89
June	13,322,504,634	586,492,419	1,533,685	1,045,163,130	1,443,219,671	1,633,359,851	0	18,032,273,390	85
July	10,814,801,936	245,246,584	539,527	1,278,040,982	931,867,639	3,174,340,017	0	16,444,836,685	91
August	14,429,881,152	251,765,451	2,916,180	2,165,483,662	877,479,318	2,890,923,623	0	20,618,449,386	125
September	15,125,169,812	267,386,680	5,400,370	1,794,534,694	1,112,650,289	3,128,408,800	0	21,433,550,645	104
October	22,781,293,945	275,321,246	36,503,260	1,539,366,484	667,866,651	2,936,623,451	0	28,236,975,037	132
November	14,948,561,887	464,994,168	100,691,451	1,594,084,743	994,986,047	2,463,200,271	5,924,400	20,572,442,967	73
December	18,885,577,489	933,941,550	527,951,271	1,478,454,398	1,355,586,939	1,651,974,105	0	24,833,485,752	121
Total 2006	173,166,513,978	5,622,925,101	675,535,744	18,807,765,018	13,785,855,262	26,694,069,516	5,924,400	238,758,589,019	

MONTHLY TURNOVER (BLOCK AND TUVL TRADES EXCLUDED) BY SECURITIES ON LJUBLJANA STOCK EXCHANGE (in SIT)

YEAR 2005	SHARES	BONDS	INVESTMENT FUNDS	SHORT-TERM SECURITIES	TOTAL	INDEX $\frac{t}{(t-1)}$
December	8,103,916,384	2,706,970,635	1,880,875,061	2,494,750	12,694,256,830	90
Total 2005	96,690,060,699	22,735,004,870	19,340,317,112	37,444,250	138,802,826,931	
Year 2006						
January	10,628,026,784	1,856,273,678	1,380,263,428	0	13,864,563,890	109
February	9,667,864,672	1,894,416,146	1,777,484,748	0	13,339,765,566	96
March	11,817,170,514	2,419,893,909	1,934,709,084	0	16,171,773,507	121
April	20,752,571,010	1,523,080,081	1,671,641,024	0	23,947,292,145	148
May	17,905,727,038	1,306,311,897	2,051,141,114	0	21,263,180,049	89
June	14,367,667,764	2,029,712,090	1,634,893,536	0	18,032,273,390	85
July	12,092,842,918	1,177,114,223	3,174,879,544	0	16,444,836,685	91
August	16,595,364,814	1,129,244,769	2,893,839,803	0	20,618,449,386	125
September	16,919,704,506	1,380,036,969	3,133,809,170	0	21,433,550,645	104
October	24,320,660,429	943,187,897	2,973,126,711	0	28,236,975,037	132
November	16,542,646,630	1,459,980,215	2,563,891,722	5,924,400	20,572,442,967	73
December	20,364,031,887	2,289,528,489	2,179,925,376	0	24,833,485,752	121
Total 2006	191,974,278,996	19,408,780,363	27,369,605,260	5,924,400	238,758,589,019	



D) MARKET CAPITALISATION

MARKET CAPITALISATION - OFFICIAL MARKET (in SIT)

	31 Dec 2004	31 Dec 2005	30 Nov 2006	31 Dec 2006	Index 31 Dec 2006 / 30 Nov 2006	Index 31 Dec 2006 / 31 Dec 2005	Index 31 Dec 2006 / 31 Dec 2004	Share
SHARES	1,232,947,810,739	1,183,006,722,568	2,218,370,011,332	2,347,497,078,185	106	198	190	63.08%
PRIME MARKET SHARES		821,498,858,431	1,292,127,702,372	1,437,688,889,249	111	175	-	38.63%
OTHER SHARES	1,232,947,810,739	361,507,864,136	926,242,308,960	909,808,188,937	98	252	74	24.45%
Banks	2,560,000,000	2,575,527,500	2,609,247,099	2,773,248,765	106	108	108	0.12%
Companies	1,230,387,810,739	1,180,431,195,068	2,215,760,764,234	2,344,723,829,420	106	199	191	99.88%
BONDS	891,837,016,901	1,171,405,452,059	1,337,916,148,753	1,346,536,472,723	101	115	151	36.19%
State	757,866,753,249	1,006,419,625,223	1,131,303,832,112	1,133,173,734,829	100	113	150	84.15%
Banks	116,709,266,668	152,171,888,403	195,377,769,525	202,133,446,835	103	133	173	15.01%
Companies	17,260,996,984	12,813,938,433	11,234,547,116	11,229,291,059	100	88	65	0.83%
MUTUAL FUNDS	-	-	26,726,541,060	27,182,353,597	102	-	-	0.73%
TOTAL	2,124,784,827,640	2,354,412,174,626	3,583,012,701,145	3,721,215,904,505	104	158	175	99.27%

MARKET CAPITALISATION - SEMI-OFFICIAL MARKET (in SIT)

	31 Dec 2004	31 Dec 2005	30 Nov 2006	31 Dec 2006	Index 31 Dec 2006 / 30 Nov 2006	Index 31 Dec 2006 / 31 Dec 2005	Index 31 Dec 2006 / 31 Dec 2004	Share
SHARES	472,880,948,071	421,334,673,581	408,077,639,264	411,497,315,450	101	98	87	50.16%
Companies	472,880,948,071	421,334,673,581	408,077,639,264	411,497,315,450	101	98	87	100.00%
BONDS	214,735,283,245	278,001,981,364	242,621,701,428	242,655,794,966	100	87	113	29.58%
State	137,373,342,977	143,922,579,495	148,908,522,758	149,039,285,263	100	104	108	61.42%
Banks	50,774,141,280	64,354,458,618	15,758,386,281	15,397,709,778	98	24	30	6.35%
Companies	19,395,514,987	61,912,431,850	70,140,718,969	70,405,274,354	100	114	363	29.01%
Insurance companies	7,192,284,000	7,812,511,401	7,814,073,420	7,813,525,572	100	100	109	3.22%
INVESTMENT COMPANIES	237,376,322,682	156,653,701,928	158,606,321,405	166,171,417,937	105	106	70	20.26%
TOTAL *	924,992,553,998	855,990,356,873	809,305,662,097	820,324,528,352	101	96	89	100.00%

TOTAL SHARES	1,705,828,758,811	1,604,341,396,148	2,626,447,650,596	2,758,994,393,635	105	172	162	-
---------------------	--------------------------	--------------------------	--------------------------	--------------------------	------------	------------	------------	----------

TOTAL BONDS	1,106,572,300,145	1,449,407,433,422	1,580,537,850,181	1,589,192,267,689	101	110	144	-
--------------------	--------------------------	--------------------------	--------------------------	--------------------------	------------	------------	------------	----------

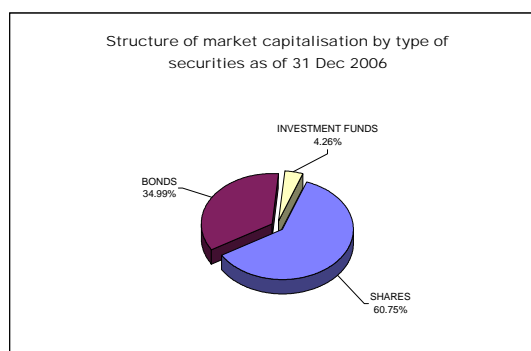
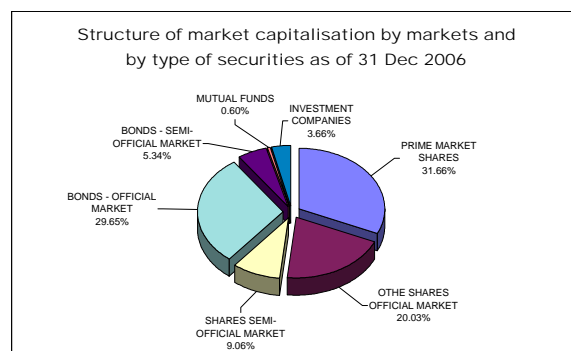
INVESTMENT FUNDS	237,376,322,682	156,653,701,928	185,332,862,465	193,353,771,534	104	123	81	-
-------------------------	------------------------	------------------------	------------------------	------------------------	------------	------------	-----------	----------

TOTAL CAPITALISATION (SHARES)	1,705,828,758,811	1,604,341,396,148	2,626,447,650,596	2,758,994,393,635	105	172	162	-
--------------------------------------	--------------------------	--------------------------	--------------------------	--------------------------	------------	------------	------------	----------

On 31 Oct 2006, the total market capitalisation of all shares traded, without investment funds, on the Ljubljana Stock Exchange corresponded to 42.1 % of GDP in 2005 - SIT 6,558 billion (at current prices; as reported by the Statistical Office of the Republic of Slovenia).

EXCHANGE RATES:

1USD=176.2427 SIT as of 31 Dec 2004	1USD=202.4297 SIT as of 31.12.2005	1USD=182,1113 SIT as of 30.11.2006	1USD=181,9314 SIT as of 31 Dec 2006
1EUR=239.7430 SIT as of 31 Dec 2004	1EUR=239,5756 SIT as of 31.12.2005	1EUR=239,6220 SIT as of 30.11.2006	1EUR=239,6400 SIT as of 31 Dec 2006



D1) MARKET CAPITALISATION OF SHARES - OFFICIAL MARKET

Issue	Number of shares traded	Number of issued shares	Share of traded shares	Price as of 31 Dec 2006	Market capitalisation as of 31 Dec 2006 (in SIT)	Market capitalisation as of 31 Dec 2006 (in EUR)	Market capitalisation as of 31 Dec 2006 (in USD)
Common shares	-	-	-	-	2,344,723,829,420	9,784,359,161	12,887,955,732
PRIME MARKET SHARES					1,437,688,889,249	5,999,369,426	7,902,368,086
1 KRKA	3,542,612	3,542,612	100.00%	188,057 SIT	666,211,213,578	2,780,050,132	3,661,881,421
2 PETROL	2,086,301	2,086,301	100.00%	118,360 SIT	246,935,462,606	1,030,443,426	1,357,299,854
3 MERCATOR	3,765,361	3,765,361	100.00%	51,010 SIT	192,072,307,179	801,503,535	1,055,740,280
4 LUKA KOPER	7,140,000	7,140,000	100.00%	11,333 SIT	80,914,478,400	337,650,135	444,752,684
5 GORENJE	12,200,000	12,200,000	100.00%	6,386 SIT	77,911,396,000	325,118,494	428,246,009
6 MERKUR	1,312,585	1,312,585	100.00%	49,278 SIT	64,681,392,994	269,910,670	355,526,275
7 DROGA KOLINSKA	14,382,915	14,382,915	100.00%	4,217 SIT	60,645,704,927	253,070,042	333,343,804
8 INTEREUROPA	7,902,413	7,902,413	100.00%	6,114 SIT	48,316,933,565	201,622,991	265,577,759
OTHER SHARES					907,034,940,172	3,784,989,735	4,985,587,646
1 TELEKOM SLOVENIJE	6,535,478	6,535,478	100.00%	73,479 SIT	480,219,799,769	2,003,921,715	2,639,565,241
2 SAVA	2,006,987	2,006,987	100.00%	55,506 SIT	111,399,659,863	464,862,543	612,316,840
3 PIVOVARNA LAŠKO	8,578,085	8,578,085	100.00%	9,630 SIT	82,606,786,988	344,712,014	454,054,589
4 ISTRABENZ	5,180,000	5,180,000	100.00%	10,733 SIT	55,595,386,000	231,995,435	305,584,336
5 AUTOCOMMERCE	2,886,877	2,886,877	100.00%	9,968 SIT	28,775,061,973	120,076,206	158,164,352
6 AERODROM LJUBLJANA	1,936,229	1,936,229	100.00%	13,778 SIT	26,677,324,437	111,322,502	146,633,975
7 TERME ČATEŽ	597,916	597,916	100.00%	43,564 SIT	26,047,493,041	108,694,262	143,172,058
8 SALUS, LJUBLJANA	134,980	134,980	100.00%	151,000 SIT	20,381,980,000	85,052,495	112,031,128
9 DELO	667,464	667,464	100.00%	26,550 SIT	17,721,169,200	73,949,129	97,405,776
10 ISKRA AVTOELEKTRIKA	1,608,313	1,608,313	100.00%	10,300 SIT	16,565,623,900	69,127,124	91,054,232
11 ŽITO	355,792	355,792	100.00%	40,206 SIT	14,304,930,457	59,693,417	78,628,156
12 ETOL	254,619	254,619	100.00%	49,000 SIT	12,476,331,000	52,062,807	68,577,118
13 COMET	1,700,688	1,700,688	100.00%	2,530 SIT	4,302,740,640	17,955,019	23,650,346
14 MLINOTEST	2,389,177	2,389,177	100.00%	1,800 SIT	4,300,518,600	17,945,746	23,638,133
15 DELO PRODAJA	593,549	593,549	100.00%	4,300 SIT	2,552,260,700	10,650,395	14,028,698
16 EMONA OBALA	1,741,456	1,741,456	100.00%	550 SIT	957,974,946	3,997,559	5,265,583
17 GEODETSKI ZAVOD SLOVENIJE	379,820	379,820	100.00%	2,250 SIT	854,632,982	3,566,320	4,697,556
18 NIKA	189,876	189,876	100.00%	3,700 SIT	702,541,200	2,931,652	3,861,572
19 KOMPAS MTS	594,508	594,508	100.00%	997 SIT	592,724,476	2,473,395	3,257,956
Preferred shares	-	-	-	-	2,773,248,765	11,572,562	15,243,376
1 PROBANKA	396,235	400,000	99.06%	6,999 SIT	2,773,248,765	11,572,562	15,243,376
TOTAL SHARES	-	-	-	-	2,347,497,078,185	9,795,931,723	12,903,199,108

EXCHANGE RATES		
1 USD=	181.9314	SIT as of 31 Dec 2006
1 EUR=	239.6400	SIT as of 31 Dec 2006

MARKET CAPITALISATION OF SHARES - SEMI-OFFICIAL MARKET

Issue	Number of shares traded	Number of issued shares	Share of traded shares	Price as of 31 Dec 2006	Market capitalisation as of 31 Dec 2006 (in SIT)	Market capitalisation as of 31 Dec 2006 (in EUR)	Market capitalisation as of 31 Dec 2006 (in USD)
Common shares	-	-	-	-	407,576,153,108	1,700,785,149	2,240,273,824
1 HELIOS, DOMŽALE	219,861	219,861	100.00%	230,410 SIT	50,658,278,543	211,393,250	278,447,143
2 NFD HOLDING	33,159,997	33,159,997	100.00%	984 SIT	32,617,831,049	136,111,797	179,286,429
3 KD HOLDING	2,675,640	2,675,640	100.00%	11,300 SIT	30,234,732,000	126,167,301	166,187,541
4 ZVON ENA HOLDING	12,431,743	12,431,743	100.00%	2,211 SIT	27,483,724,472	114,687,550	151,066,416
5 LESNINA	76,495	76,495	100.00%	357,287 SIT	27,330,691,249	114,048,954	150,225,257
6 CINKARNA CELJE	814,626	814,626	100.00%	27,000 SIT	21,994,902,000	91,783,100	120,896,679
7 KD GROUP	186,436	186,436	100.00%	110,500 SIT	20,601,178,000	85,967,192	113,235,967
8 JUTEKS	641,432	641,432	100.00%	26,106 SIT	16,744,980,048	69,875,564	92,040,077
9 INFOND HOLDING	16,833,414	16,833,414	100.00%	956 SIT	16,088,030,428	67,134,161	88,429,103
10 AKTIVA NALOŽBE	13,591,508	13,591,508	100.00%	950 SIT	12,911,932,600	53,880,540	70,971,435
11 BELINKA	2,552,270	2,552,270	100.00%	5,040 SIT	12,863,440,800	53,678,187	70,704,896
12 VIPA HOLDING	7,347,565	7,347,565	100.00%	1,502 SIT	11,036,777,387	46,055,656	60,664,500
13 DZS	1,437,618	1,437,618	100.00%	5,900 SIT	8,481,946,200	35,394,534	46,621,673
14 MAKSIMA HOLDING	6,399,850	6,399,850	100.00%	1,018 SIT	6,515,239,296	27,187,612	35,811,516
15 ZVON DVA HOLDING	14,120,934	14,120,934	100.00%	440 SIT	6,209,539,517	25,911,949	34,131,214
16 TRIGLAV NALOŽBE	13,182,366	13,182,366	100.00%	440 SIT	5,800,241,040	24,203,977	31,881,473
17 CETIS	200,000	200,000	100.00%	23,999 SIT	4,799,800,000	20,029,210	26,382,472
18 GRAND HOTEL UNION	1,814,613	1,814,613	100.00%	2,592 SIT	4,703,476,896	19,627,261	25,853,024
19 ETRA 33	45,423	45,423	100.00%	103,073 SIT	4,681,899,869	19,537,222	25,734,424
20 ZLATA MONETA II	8,232,861	8,232,861	100.00%	510 SIT	4,198,759,110	17,521,111	23,078,804
21 MAKSIMA INVEST	7,451,949	7,451,949	100.00%	546 SIT	4,068,764,154	16,978,652	22,364,277
22 MERCATA	2,891,874	2,891,874	100.00%	1,350 SIT	3,904,029,900	16,291,228	21,458,802
23 MARINA PORTOROŽ	313,932	313,932	100.00%	12,000 SIT	3,767,184,000	15,720,180	20,706,618
24 GORENJSKI TISK	963,349	963,349	100.00%	3,800 SIT	3,660,726,200	15,275,940	20,121,464
25 TOSAMA	295,670	295,670	100.00%	12,301 SIT	3,637,036,670	15,177,085	19,991,253
26 LIP BLEĐ	1,942,454	1,942,454	100.00%	1,801 SIT	3,498,359,654	14,598,396	19,229,004
27 NAMA	953,795	953,795	100.00%	3,550 SIT	3,385,972,250	14,129,412	18,611,258
28 MITOL SEŽANA	687,627	687,627	100.00%	4,500 SIT	3,094,321,500	12,912,375	17,008,177
29 HRAM HOLDING	4,346,667	4,346,667	100.00%	710 SIT	3,086,568,237	12,880,021	16,965,561
30 JATA EMONA	3,197,534	3,197,534	100.00%	951 SIT	3,040,854,834	12,689,262	16,714,294
31 SWATY	288,940	288,940	100.00%	10,000 SIT	2,889,400,000	12,057,253	15,881,810
32 SLOVENIJALES	273,377	273,604	99.92%	10,200 SIT	2,788,500,075	11,636,205	15,327,206
33 MELAMIN	349,913	349,913	100.00%	7,600 SIT	2,659,338,800	11,097,224	14,617,261
34 TOVARNA SLADKORJA ORMOŽ	497,163	497,163	100.00%	5,200 SIT	2,585,197,884	10,787,840	14,209,740
35 PLAMA - PUR	686,798	686,798	100.00%	3,300 SIT	2,266,433,400	9,457,659	12,457,626
36 MIP	1,478,742	1,478,742	100.00%	1,490 SIT	2,203,325,580	9,194,315	12,110,749
37 VIZIJA HOLDING	2,277,503	2,277,503	100.00%	851 SIT	1,938,155,053	8,087,778	10,653,219
38 MODRA LINIJA HOLDING	2,192,411	2,192,411	100.00%	870 SIT	1,907,397,570	7,959,429	10,484,158
39 MEDVEŠEK PUŠNIK	80,000	80,000	100.00%	23,000 SIT	1,840,000,000	7,678,184	10,113,702
40 NIKO	35,875	35,875	100.00%	48,001 SIT	1,722,035,875	7,185,928	9,465,303
41 VIZIJA HOLDING ENA	2,129,725	2,129,725	100.00%	801 SIT	1,705,909,725	7,118,635	9,376,665
42 CENTER NALOŽBE	3,777,004	3,777,004	100.00%	398 SIT	1,502,114,491	6,268,213	8,256,488
43 ALPOS	144,913	144,913	100.00%	10,000 SIT	1,449,130,000	6,047,112	7,965,255
44 M1	2,681,638	2,681,638	100.00%	480 SIT	1,287,454,404	5,372,452	7,076,593
45 LESNINA EMMI	689,490	689,490	100.00%	1,850 SIT	1,275,556,500	5,322,803	7,011,195
46 ALPETOUR POTOVALNA AGENCIJA	374,340	385,831	97.02%	3,280 SIT	1,227,835,200	5,123,665	6,748,891
47 RTC KRVAVEC	1,155,734	1,155,734	100.00%	1,015 SIT	1,173,070,010	4,895,134	6,447,870
48 GOZDNO GOSPODARSTVO BLEĐ	611,900	611,900	100.00%	1,800 SIT	1,101,420,000	4,596,144	6,054,040
49 GEA	1,254,960	1,254,960	100.00%	801 SIT	1,005,222,960	4,194,721	5,525,286
50 TERME DOBRNA	692,542	692,542	100.00%	1,348 SIT	933,546,616	3,895,621	5,131,311
51 JAVOR PIVKA	1,194,700	1,194,700	100.00%	751 SIT	897,219,700	3,744,031	4,931,637
52 FOND INVEST	595,241	595,241	100.00%	1,480 SIT	880,956,680	3,676,167	4,842,246

Issue	Number of shares traded	Number of issued shares	Share of traded shares	Price as of 31 Dec 2006	Market capitalisation as of 31 Dec 2006 (in SIT)	Market capitalisation as of 31 Dec 2006 (in EUR)	Market capitalisation as of 31 Dec 2006 (in USD)
53 TRDNJAVA HOLDING	2,593,123	2,593,123	100.00%	308 SIT	798,422,572	3,331,758	4,388,591
54 GORIŠKE OPEKARNE	523,634	523,634	100.00%	1,501 SIT	785,974,634	3,279,814	4,320,170
55 KRONA HOLDING	1,287,121	1,287,121	100.00%	600 SIT	772,272,600	3,222,636	4,244,856
56 HIDROTEHNIK	384,472	384,472	100.00%	2,000 SIT	768,944,000	3,208,746	4,226,560
57 JADRAN	165,302	165,302	100.00%	4,610 SIT	762,042,220	3,179,946	4,188,624
58 KOŠAKI TMI	43,236	43,236	100.00%	16,000 SIT	691,776,000	2,886,730	3,802,400
59 INTERTRADE ITA	69,531	69,531	100.00%	9,702 SIT	674,589,762	2,815,013	3,707,935
60 VELANA	1,409,645	1,409,645	100.00%	460 SIT	648,436,700	2,705,878	3,564,182
61 ŽELEZARNA RAVNE - MONTER DRAVOGRAD	336,225	336,225	100.00%	1,900 SIT	638,827,500	2,665,780	3,511,365
62 ELMO	708,000	708,000	100.00%	900 SIT	637,200,000	2,658,988	3,502,419
63 INLES	712,410	712,410	100.00%	580 SIT	413,197,800	1,724,244	2,271,174
64 MK TISKARNA	103,954	103,954	100.00%	3,199 SIT	332,548,846	1,387,702	1,827,880
65 TRDNJAVA I HOLDING	891,750	891,750	100.00%	372 SIT	331,731,000	1,384,289	1,823,385
66 GEA COLLEGE	248,200	248,200	100.00%	950 SIT	235,790,000	983,934	1,296,038
67 TEKSTINA	1,127,293	1,127,293	100.00%	200 SIT	225,345,871	940,352	1,238,631
68 LIZ INŽENIRING	123,846	123,846	100.00%	1,500 SIT	185,769,000	775,200	1,021,094
69 ZDRAVILIŠČE ROGAŠKA	900,462	961,898	93.61%	190 SIT	171,087,780	713,937	940,397
70 SIJAJ HRASTNIK	26,880	26,880	100.00%	4,000 SIT	107,520,000	448,673	590,992
71 JELEN GOSTINSKO PODJETJE	67,798	67,798	100.00%	800 SIT	54,238,400	226,333	298,126
Preferred shares	-	-	-	-	3,921,162,341	16,362,721	21,552,972
1 KD HOLDING	266,413	266,413	100.00%	7,700 SIT	2,051,406,741	8,560,369	11,275,716
2 PRVA POKOJNINSKA DRUŽBA	170,000	170,000	100.00%	10,801 SIT	1,836,170,000	7,662,202	10,092,650
3 ZDRAVILIŠČE ROGAŠKA	27,988	30,000	93.29%	1,200 SIT	33,585,600	140,150	184,606
TOTAL SHARES					411,497,315,450	1,717,147,870	2,261,826,795

EXCHANGE RATES		
1 USD=	181.9314	SIT as of 31 Dec 2006
1 EUR=	239.6400	SIT as of 31 Dec 2006

D2) MARKET CAPITALISATION OF BONDS - OFFICIAL MARKET

Issue	Number of issued bonds	Price as of 31 Dec 2006	Principal amt. as of 31 Dec 2006	Currency of denomination	Market capitalisation as of 31 Dec 2006 (in SIT)	Market capitalisation as of 31 Dec 2006 (in EUR)	Market capitalisation as of 31 Dec 2006 (in USD)
1 REPUBLIKA SLOVENIJA 59 th ISSUE	18,400,000	99.69	10,000.00	SIT	183,429,600,000	765,438,157	1,008,234,972
2 REPUBLIKA SLOVENIJA 60 th ISSUE	13,000,000	99.80	10,000.00	SIT	129,740,000,000	541,395,426	713,125,936
3 REPUBLIKA SLOVENIJA 61 st ISSUE	12,999,999	98.48	10,000.00	SIT	128,023,990,152	534,234,644	703,693,756
4 REPUBLIKA SLOVENIJA 62 nd ISSUE	11,800,000	97.79	10,000.00	SIT	115,392,200,000	481,523,118	634,262,145
5 REPUBLIKA SLOVENIJA 58 th ISSUE	9,933,000	101.35	10,000.00	SIT	100,670,955,000	420,092,451	553,345,684
6 REPUBLIKA SLOVENIJA 57 th ISSUE	9,000,000	105.99	10,000.00	SIT	95,391,000,000	398,059,589	524,324,003
7 REPUBLIKA SLOVENIJA 56 th ISSUE	5,000,000	102.90	10,000.00	SIT	51,450,000,000	214,697,046	282,798,901
8 REPUBLIKA SLOVENIJA 33 rd ISSUE	248,716	146.00	511.29	EUR	44,485,668,174	185,635,404	244,518,913
9 REPUBLIKA SLOVENIJA 52 nd ISSUE	4,000,000	103.53	10,000.00	SIT	41,412,000,000	172,809,214	227,624,258
10 REPUBLIKA SLOVENIJA 55 th ISSUE	4,000,000	100.11	10,000.00	SIT	40,044,000,000	167,100,651	220,104,941
11 REPUBLIKA SLOVENIJA 54 th ISSUE	3,000,000	113.00	10,000.00	SIT	33,900,000,000	141,462,193	186,333,970
12 REPUBLIKA SLOVENIJA 38 th ISSUE	1,000,000	110.80	100.00	EUR	26,548,256,160	110,783,910	145,924,542
13 REPUBLIKA SLOVENIJA 53 rd ISSUE	1,000,000	106.62	100.00	EUR	25,546,706,424	106,604,517	140,419,446
14 NLB 18 th ISSUE	150,000	100.00	100,000.00	SIT	15,000,000,000	62,593,891	82,448,659
15 REPUBLIKA SLOVENIJA 50 th ISSUE	612,818	101.30	100.00	EUR	14,874,322,639	62,069,449	81,757,864
16 REPUBLIKA SLOVENIJA 48 th ISSUE	600,000	102.76	100.00	EUR	14,773,098,211	61,647,046	81,201,476
17 NLB 13 th ISSUE	117,335	119.00	100,000.00	SIT	13,962,865,000	58,266,003	76,747,967
18 REPUBLIKA SLOVENIJA 29 th ISSUE	550,000	105.50	100.00	EUR	13,903,091,730	58,016,574	76,419,418
19 NLB 15 th ISSUE	131,126	103.70	100,000.00	SIT	13,597,766,200	56,742,473	74,741,173
20 REPUBLIKA SLOVENIJA 18 th ISSUE	500,000	106.70	100.00	EUR	12,782,937,420	53,342,253	70,262,403
21 REPUBLIKA SLOVENIJA 26 th ISSUE	500,000	105.50	100.00	EUR	12,639,174,300	52,742,340	69,472,198
22 NLB 10 th ISSUE	108,243	100.80	100,000.00	SIT	10,910,894,400	45,530,356	59,972,574
23 REPUBLIKA SLOVENIJA 23 rd ISSUE	400,000	107.30	100.00	EUR	10,283,855,184	42,913,767	56,526,005
24 NLB 17 th ISSUE	101,694	99.30	100,000.00	SIT	10,098,214,200	42,139,101	55,505,615
25 NLB 19 th ISSUE	100,000	96.70	100,000.00	SIT	9,670,000,000	40,352,195	53,151,902
26 REPUBLIKA SLOVENIJA 39 th ISSUE	22,901,068	101.13	400.00	SIT	9,263,940,027	38,657,737	50,919,962
27 POSLOVNI SISTEM MERCATOR	365,400	104.50	100.00	EUR	9,149,156,838	38,178,755	50,289,048
28 NLB 12 th ISSUE	80,000	103.00	100,000.00	SIT	8,240,000,000	34,384,911	45,291,797
29 NLB 16 th ISSUE	77,557	101.30	100,000.00	SIT	7,856,524,100	32,784,694	43,183,992
30 REPUBLIKA SLOVENIJA 49 th ISSUE	78,392	104.50	380.00	EUR	7,458,781,256	31,124,943	40,997,768
31 NOVA KBM 7 th ISSUE	70,000	101.70	100,000.00	SIT	7,119,000,000	29,707,061	39,130,134
32 NOVA KBM 8 th ISSUE	70,000	100.70	100,000.00	SIT	7,049,000,000	29,414,956	38,745,373
33 NLB 21 st ISSUE	69,500	0.00	100,000.00	SIT	6,950,000,000	29,001,836	38,201,212
34 NLB 11 th ISSUE	26,326	105.40	1,000.00	EUR	6,648,470,206	27,743,575	36,543,830
35 REPUBLIKA SLOVENIJA 21 st ISSUE	856,748	96.05	7,900.00	SIT	6,500,960,987	27,128,029	35,733,034
36 NOVA KBM 5 th ISSUE	60,000	103.10	100,000.00	SIT	6,186,000,000	25,813,721	34,001,827
37 REPUBLIKA SLOVENIJA 32 nd ISSUE	238,655		100.00	EUR	5,890,418,667	24,580,282	32,377,141
38 NLB 20 th ISSUE	57,100	0.00	100,000.00	SIT	5,710,000,000	23,827,408	31,385,456
39 ABANKA VIPA 10 th ISSUE	21,000	104.00	1,000.00	EUR	5,232,977,568	21,836,828	28,763,466
40 NOVA KBM 6 th ISSUE	50,000	101.30	100,000.00	SIT	5,065,000,000	21,135,870	27,840,164
41 BANKA CELJE 9 th ISSUE	50,000		100,000.00	SIT	5,045,000,000	21,052,412	27,730,232
42 ABANKA VIPA 11 th ISSUE	500,000		10,000.00	SIT	5,000,000,000	20,864,630	27,482,886
43 ABANKA VIPA 12 th ISSUE	500,000	0.00	10,000.00	SIT	5,000,000,000	20,864,630	27,482,886
44 ABANKA VIPA 7 th ISSUE	173,000	102.90	100.00	EUR	4,265,379,889	17,799,115	23,444,990
45 POŠTNA BANKA SLOVENIJE 7 th ISSUE	40,000	104.00	100,000.00	SIT	4,160,000,000	17,359,372	22,865,761
46 NLB 14 th ISSUE	17,000	100.00	1,000.00	EUR	4,073,288,400	16,997,531	22,389,144
47 NLB 8 th ISSUE	14,276	101.50	1,000.00	EUR	3,471,912,893	14,488,036	19,083,638
48 ABANKA 6 th ISSUE	135,000	104.20	100.00	EUR	3,370,526,348	14,064,957	18,526,359
49 REPUBLIKA SLOVENIJA 44 th ISSUE	296,493	110.90	10,000.00	SIT	3,288,107,370	13,721,029	18,073,336
50 BANKA CELJE 8 th ISSUE	125,000	102.48	100.00	EUR	3,069,342,612	12,808,140	16,870,879
51 PROBANKA 7 th ISSUE	120,000	104.90	100.00	EUR	3,016,150,258	12,586,172	16,578,503
52 REPUBLIKA SLOVENIJA 31 st ISSUE	294,768	100.95	10,000.00	SIT	2,975,682,960	12,417,305	16,356,071
53 ABANKA VIPA 9 th ISSUE	100,000	104.70	100.00	EUR	2,508,666,444	10,468,480	13,789,079
54 BANKA CELJE 7 th ISSUE	100,000	104.00	100.00	EUR	2,491,894,080	10,398,490	13,696,888
55 POŠTNA BANKA SLOVENIJE 5 th ISSUE	10,000	102.00	1,000.00	EUR	2,443,973,040	10,198,519	13,433,487
56 ABANKA VIPA 8 th ISSUE	100,000	101.90	100.00	EUR	2,441,576,988	10,188,520	13,420,317
57 BANKA CELJE 5 th ISSUE	100,000	101.80	100.00	EUR	2,439,180,936	10,178,522	13,407,147
58 ABANKA 4 th ISSUE	100,000	100.50	100.00	EUR	2,408,032,260	10,048,541	13,235,935
59 BANKA CELJE 6 th ISSUE A SERIES	100,000	100.40	100.00	EUR	2,405,636,208	10,038,542	13,222,765
60 POŠTNA BANKA SLOVENIJE 2 nd ISSUE	15,000	112.50	100,000.00	SIT	1,688,914,277	7,047,714	9,283,248
61 PROBANKA 6 th ISSUE	65,000	103.00	100.00	EUR	1,604,156,814	6,694,028	8,817,372
62 STANOVANJSKI SKLAD RS 3 rd ISSUE	20,000	106.00	60,453.70	SIT	1,297,044,217	5,412,470	7,129,304
63 HOTELI BERNARDIN	20,000	104.50	231.57	EUR	1,159,644,362	4,839,110	6,374,075
64 POŠTNA BANKA SLOVENIJE 6 th ISSUE	10,000	104.20	100,000.00	SIT	1,042,000,000	4,348,189	5,727,434
65 BTC 1 st ISSUE	340,000	103.00	10.97	EUR	920,489,859	3,841,136	5,059,544
66 STANOVANJSKI SKLAD RS 2 nd ISSUE	20,000	103.70	42,175.86	SIT	889,019,646	3,709,813	4,886,565
67 STANOVANJSKI SKLAD RS 1 st ISSUE	70,965	103.00	18.21	EUR	318,924,304	1,330,848	1,752,992
68 PROBANKA 4 th ISSUE	50,000	101.50	22.21	EUR	270,072,798	1,126,994	1,484,476
69 BANKA VIPA 7 th ISSUE	10,000	104.99	100.00	EUR	251,561,499	1,049,748	1,382,727
70 BANKA VIPA 6 th ISSUE	10,000	103.60	75.00	EUR	186,173,240	776,887	1,023,316
71 BANKA VIPA 5 th ISSUE	10,000	101.30	50.00	EUR	121,360,034	506,426	667,065
72 BANKA VIPA 4 th ISSUE	8,000	101.10	31.96	EUR	61,936,142	258,455	340,437
TOTAL					1,346,536,472,723	5,618,997,132	7,401,341,784

EXCHANGE RATES		
1 USD=	181.9314	SIT as of 31 Dec 2006
1 EUR=	239.6400	SIT as of 31 Dec 2006

MARKET CAPITALISATION OF BONDS - SEMI-OFFICIAL MARKET

Issue	Number of issued bonds	Price as of 31 Dec 2006	Principal amt. as of 31 Dec 2006	Currency of denomination	Market capitalisation as of 31 Dec 2006 (in SIT)	Market capitalisation as of 31 Dec 2006 (in EUR)	Market capitalisation as of 31 Dec 2006 (in USD)
1 SLOVENSKA ODŠKODNINSKA DRUŽBA 2 nd ISSUE	12,517,276	105.55	47.08	EUR	149,039,285,263	621,929,917	819,205,949
2 DARS	134,300	115.50	100,000.00	SIT	15,511,650,000	64,728,968	85,260,983
3 DARS 2 nd ISSUE	148,000		100,000.00	SIT	14,800,000,000	61,759,306	81,349,344
4 DARS 3 rd ISSUE	102,000	102.00	100,000.00	SIT	10,404,000,000	43,415,123	57,186,390
5 KD HOLDING 1 st ISSUE	400,000	102.50	100.00	EUR	9,823,813,200	40,994,046	53,997,348
6 KD HOLDING 2 nd ISSUE	400,000	99.70	100.00	EUR	9,555,455,376	39,874,209	52,522,299
7 ZAVAROVALNICA TRIGLAV 1 st ISSUE	30,000	108.70	1,000.00	EUR	7,813,525,572	32,605,264	42,947,647
8 CIMOS 1 st ISSUE	200,000	108.69	100.00	EUR	5,208,537,838	21,734,843	28,629,131
9 FACTOR BANKA 11 th ISSUE	13,000	103.70	1,000.00	EUR	3,230,117,701	13,479,042	17,754,592
10 FACTOR BANKA 12 th ISSUE	2,500,000	99.00	1,000.00	SIT	2,475,000,000	10,327,992	13,604,029
11 POTEZA NALOŽBE	100,000	100.60	92.03	EUR	2,218,240,042	9,256,552	12,192,728
12 FACTOR BANKA 13 th ISSUE	1,757,900	97.00	1,000.00	SIT	1,705,163,000	7,115,519	9,372,560
13 DBS 4 th ISSUE	67,530		100.00	EUR	1,618,053,916	6,752,019	8,893,758
14 FACTOR BANKA 8 th ISSUE	6,300	101.10	1,000.00	EUR	1,526,117,400	6,368,375	8,388,422
15 FACTOR BANKA 9 th ISSUE	5,927	102.60	1,000.00	EUR	1,457,063,661	6,080,219	8,008,863
16 DEOS 1 st ISSUE	58,259	100.00	100.00	EUR	1,395,915,935	5,825,054	7,672,760
17 FMR	50,000	103.00	100.00	EUR	1,233,966,780	5,149,252	6,782,594
18 BANKA ZASAVJE 3 rd ISSUE	5,000	100.53	1,000.00	EUR	1,204,375,538	5,025,770	6,619,943
19 FACTOR BANKA 10 th ISSUE	1,184	100.20	1,000,000.00	SIT	1,186,368,000	4,950,626	6,520,963
20 FACTOR BANKA 6 th ISSUE	10,000	99.00	419.65	EUR	995,450,562	4,153,942	5,471,571
21 SIP STROJNA INDUSTRIJA 1 st ISSUE B SERIES	17,250		61.38	EUR	253,695,184	1,058,651	1,394,455
TOTAL					242,655,794,966	1,012,584,689	1,333,776,330

EXCHANGE RATES			
1 USD=	181.9314	SIT as of 31 Dec 2006	
1 EUR=	239.6400	SIT as of 31 Dec 2006	

D3) MARKET CAPITALISATION OF INVESTMENT FUNDS

MARKET CAPITALISATION OF MUTUAL FUNDS

	Mutual fund	Number of coupons traded	Price as of 31 Dec 2006	Market capitalisation as of 31 Dec 2006 (in SIT)	Market capitalisation as of 31 Dec 2006 (in EUR)	Market capitalisation as of 31 Dec 2006 (in USD)
1	PROBANKA GLOBALNI NALOŽBENI SKLAD	137,327,174	171 SIT	23,481,573,482	97,986,870	129,068,283
2	MP-BALKAN.SI	147,275	15,322 SIT	2,256,501,895	9,416,216	12,403,037
3	MP-EUROSTOCK.SI	937,843	1,540 SIT	1,444,278,220	6,026,866	7,938,587
	TOTAL			27,182,353,597	113,429,952	149,409,907

EXCHANGE RATES	1 USD=	181.9314	SIT as of 31 Dec 2006
	1 EUR=	239.6400	SIT as of 31 Dec 2006

MARKET CAPITALISATION OF INVESTMENT COMPANIES

	Investment company	Number of shares traded	Price as of 31 Dec 2006	Market capitalisation as of 31 Dec 2006 (in SIT)	Market capitalisation as of 31 Dec 2006 (in EUR)	Market capitalisation as of 31 Dec 2006 (in USD)
1	NFD 1 DELNIŠKI INVESTICIJSKI SKLAD	160,580,300	445 SIT	71,408,453,607	297,982,197	392,502,084
2	MAKSIMA ID	7,811,823	2,985 SIT	23,319,307,192	97,309,745	128,176,374
3	KD ID	9,181,542	2,307 SIT	21,181,817,394	88,390,158	116,427,496
4	INFOND ID	8,132,314	2,590 SIT	21,064,563,692	87,900,867	115,783,002
5	KRONA SENIOR ID	7,316,086	2,041 SIT	14,934,399,513	62,320,145	82,088,081
6	ZVON ENA ID	2,277,577	3,456 SIT	7,872,399,349	32,850,940	43,271,251
7	INFOND ID 1	4,956,471	1,289 SIT	6,390,477,190	26,666,989	35,125,752
	TOTAL			166,171,417,937	693,421,040	913,374,041

EXCHANGE RATES	1 USD=	181.9314	SIT as of 31 Dec 2006
	1 EUR=	239.6400	SIT as of 31 Dec 2006

E) OTHER

E1) INDICATORS AS OF 31 DECEMBER 2006

ISSUE	Price as of 31 Dec 2006	Total net profit (loss) in 000 SIT in year 2005	Earning per share as of 31 Dec 2005	P / E ⁽¹⁾	Dividend for year 2005	Dividend yield	Book value as of 31 Dec 2005	P / B ⁽¹⁾	Turnover ratio ⁽²⁾
PRIME MARKET SHARES									
Droga Kolinska ⁽⁶⁾	4,216.51 SIT	(52,249)	(3.68 SIT)	⁽³⁾	68 SIT	1.61%	2,859.86 SIT	1.47	2.41%
Gorenje ⁽⁶⁾	6,386.18 SIT	5,107,002	435.90 SIT	14.65	100 SIT	1.57%	4,777.85 SIT	1.34	10.38%
Intereuropa ⁽⁶⁾	6,114.20 SIT	2,215,480	280.35 SIT	21.81	250 SIT	4.09%	5,242.41 SIT	1.17	7.22%
Krka ⁽⁶⁾	188,056.50 SIT	23,288,582	6,890.21 SIT	27.29	1,650 SIT	0.88%	32,075.36 SIT	5.86	14.20%
Luka Koper ⁽⁴⁾	11,332.56 SIT	4,742,482	338.75 SIT	33.45	260 SIT	2.29%	4,617.67 SIT	2.45	10.35%
Mercator ⁽⁶⁾	51,010.33 SIT	3,187,000	1,003.95 SIT	50.81	600 SIT	1.18%	41,195.35 SIT	1.24	10.46%
Merkur ⁽⁶⁾	49,277.87 SIT	3,584,153	2,950.93 SIT	16.70	750 SIT	1.52%	35,424.97 SIT	1.39	5.76%
Petrol ⁽⁶⁾	118,360.42 SIT	8,397,784	4,076.46 SIT	29.04	1,000 SIT	0.84%	41,039.41 SIT	2.88	17.06%
PRIME MARKET AVERAGE				28.49		1.19%		2.49	
Aerodrom ⁽⁴⁾	13,778 SIT	1,969,249	518.70 SIT	26.56	265 SIT	1.92%	5,188.40 SIT	2.66	8.97%
Autocommerce	9,968 SIT	4,280,375	1,512.75 SIT	6.59	280 SIT	2.81%	6,463.17 SIT	1.54	4.55%
Comet	2,530 SIT	-98,521	59.00 SIT	(3)	100 SIT	3.95%	3,040.86 SIT	0.83	0.89%
Delo	26,550 SIT	400,486	600.01 SIT	44.25	300 SIT	1.13%	8,946.53 SIT	2.97	1.14%
Delo Prodaja	4,300 SIT	124,026	214.11 SIT	20.08	155 SIT	3.60%	6,326.85 SIT	0.88	2.68%
Emona obala ⁽⁶⁾	550 SIT	-765,275	488.27 SIT	(3)	- SIT	0.00%	2,281.55 SIT	0.24	5.46%
Eiol ⁽⁶⁾	49,000 SIT	899,308	3,929.29 SIT	12.47	1,480 SIT	3.02%	50,663.78 SIT	0.97	3.95%
Geodetski zavod Slovenije	2,250 SIT	60,865	161.58 SIT	13.93	90 SIT	4.00%	3,664.14 SIT	0.61	3.74%
Iskra Avtoelektrika ⁽⁶⁾	10,300 SIT	241,786	150.34 SIT	68.51	220 SIT	2.14%	6,185.38 SIT	1.67	2.13%
Istrabenz ⁽⁶⁾	10,733 SIT	2,352,794	454.21 SIT	23.63	140 SIT	1.30%	9,283.17 SIT	1.16	10.34%
Kompas MTS	997 SIT	28,984	9.75 SIT	102.27	- SIT	0.00%	3,688.13 SIT	0.27	0.12%
Minotest ⁽⁶⁾	1,800 SIT	170,837	71.50 SIT	25.17	52 SIT	2.89%	2,535.02 SIT	0.71	5.60%
Nika	3,700 SIT	49,811	266.80 SIT	13.87	- SIT	0.00%	4,739.70 SIT	0.78	0.39%
Pivovarna Laško ⁽⁶⁾	9,630 SIT	63,684,074	7,280.74 SIT	1.32	60 SIT	0.62%	6,358.16 SIT	1.51	8.62%
Salus	151,000 SIT	1,618,678	12,484.26 SIT	12.10	5,000 SIT	3.31%	75,321.39 SIT	2.00	7.19%
Sava ⁽⁶⁾	55,506 SIT	9,162,673	4,572.88 SIT	12.14	640 SIT	1.15%	46,393.91 SIT	1.20	2.63%
Telekom Slovenije	73,479 SIT	22,988,538	3,533.72 SIT	20.79	1,262 SIT	1.72%	35,884.37 SIT	2.05	7.62%
Terme Čatež ⁽⁶⁾	43,564 SIT	1,379,089	2,813.42 SIT	15.48	1,050 SIT	2.41%	35,855.00 SIT	1.21	2.67%
Žito ⁽⁶⁾	40,206 SIT	123,171	349.68 SIT	114.98	920 SIT	2.29%	39,451.42 SIT	1.02	11.18%
MARKET AVERAGE ⁽⁵⁾				23.54		1.37%		2.04	

Calculated on the basis of last audit consolidated financial statements. Average number of shares traded in last 2 years has been used for the calculations.

(1) P / E = price / earnings per share, P / B = price / book value

(2) Yearly turnover / average market capitalisation on 31 Dec 2005, 30 Jun 2006 and 31 Dec 2006.

(3) Not applicable.

(4) By Aerodrom and Luka Koper P / E is calculated on all shares.

(5) Market average is obtained from last audited consolidated annual reports.

Average P/E = total market capitalisation of common shares listed on prime market or official market 31 Dec 2006 / total net profit of companies listed on prime market or official market (in year 2005), adjusted with share of listed securities.

Average div. yield = total dividends, paid by the companies listed on prime market or official market in year 2006, adjusted with share of listed securities / total market capitalisation of common shares on prime market or official market (31 Dec 2006).

Average price / book value = total market capitalisation of common shares listed on prime market or official market (31 Dec 2006) / total equity of companies listed on prime market or official market (31 Dec 2005), adjusted with share of listed securities.

(6) Calculated on the basis of audit consolidated financial statements based on IASs.

E2) RECORD VALUES

RECORD DAILY TURNOVER IN YEAR 2006

7th April 2006

	Turnover (in SIT)	Number of bargains	Volume in pieces
Order book trades	4,741,241,342	1,837	574,499
Cross trades	86,986,339	88	25,827
Total	4,828,227,681	1,925	600,326

MAX AND MIN VALUE OF TURNOVER AND INDICES

	In year 2006		In years 1989-2005	
Monthly turnover - block trades excluded (in SITm)	28,236.98	October	27,481.53	October 2002
Daily turnover - block trades excluded (in SITm)	4,828.23	7 Apr 2006	3,399.13	26 Aug 2002
Number of bargains per day - block trades excluded	1,925.00	7 Apr 2006	6,391.00	27 Dec 2002
Value of block trade (in SITm)	3,669.95	7 Jul 2006	17,970.77	23 Nov 2005
Max value of SBI 20 index	6,464.80	18 Dec 2006	5,131.61	1 Feb 2005
Min value of SBI 20 index	4,427.22	29 Mar 2006	891.93	10 Sep 1996
Max value of SBI TOP index	1,506.88	18 Dec 2006	960.74	8 Dec 2005
Min value of SBI TOP index	940.16	3 Jan 2006	534.14	8 Jul 2003
Max value of PIX index	5,099.52	22 Dec 2006	4,752.47	31 Jan 2005
Min value of PIX index	3,733.91	23 Mar 2006	965.15	29 Apr 1999
Max value of BIO index	122.78	3 Jan 2006	123.41	7 Oct 2005
Min value of BIO index	117.58	7 Jul 2006	100.46	5 Jul 1995
Other				
Market capitalisation of shares in SITm	2,758,994	31 Dec 2006	1,761,669	31 Jan 2005
Share in turnover of foreign investors	4.81%	31 Dec 2006	19.68%	31 Dec 2002

E3) NEW LISTED AND DELISTED SECURITIES AND CHANGES IN YEAR 2006

NEW LISTED SECURITIES

OFFICIAL MARKET

SHARES

Issuer	Trading code	Type of share	Nominal value	Listing date	First trading day
AUTOCOMMERCE	ACLG	common	1,000 SIT	9 Jan 2006	24 Jan 2006
TELEKOM SLOVENIJE	TLSG	common	no-par value	18 Sep 2006	2 Oct 2006
ISKRA AVTOELEKTRIKA	IALG	common	2,000 SIT	28 Sep 2006	12 Oct 2006

BONDS

Issuer	Trading code	Nomin. value of issue	Issue	Listing date	First trading day
REPUBLIKA SLOVENIJA	RS61	29,500,000,000 SIT	61 st issue	12 Jan 2006	24 Jan 2006
REPUBLIKA SLOVENIJA	RS62	20,000,000,000 SIT	62 nd issue	12 Jan 2006	24 Jan 2006
ABANKA VIPA	AB11	5,000,000,000 SIT	11 th issue	22 Jun 2006	30 Jun 2006
ABANKA VIPA	AB12	5,000,000,000 SIT	12 th issue	22 Jun 2006	30 Jun 2006
NOVA LJUBLJANSKA BANKA	NLB20	5,710,000,000 SIT	20 th issue	16 Aug 2006	25 Aug 2006
ABANKA VIPA	AB08	10,000,000 EUR	8 th issue	11 Oct 2006	16 Oct 2006
ABANKA VIPA	AB09	10,000,000 EUR	9 th issue	11 Oct 2006	16 Oct 2006
ABANKA VIPA	AB10	21,000,000 EUR	10 th issue	11 Oct 2006	16 Oct 2006
BANKA CELJE	BCE9	5,000,000,000 SIT	9 th issue	11 Oct 2006	16 Oct 2006
NOVA LJUBLJANSKA BANKA	NLB8	14,276,000 EUR	8 th issue	11 Oct 2006	16 Oct 2006
NOVA LJUBLJANSKA BANKA	NLB14	17,000,000 EUR	14 th issue	11 Oct 2006	16 Oct 2006
NOVA LJUBLJANSKA BANKA	NLB15	13,112,600,000 EUR	15 th issue	11 Oct 2006	16 Oct 2006
POSLOVNI SISTEM MERCATOR	ME01	365,400,000 EUR	1 st issue	11 Oct 2006	16 Oct 2006
POŠTNA BANKA SLOVENIJE	PBS2	1,500,000,000 SIT	2 nd issue	11 Oct 2006	16 Oct 2006
POŠTNA BANKA SLOVENIJE	PBS5	10,000,000 SIT	5 th issue	11 Oct 2006	16 Oct 2006
POŠTNA BANKA SLOVENIJE	PBS6	1,000,000,000 SIT	6 th issue	11 Oct 2006	16 Oct 2006
POŠTNA BANKA SLOVENIJE	PBS7	4,000,000,000 SIT	7 th issue	11 Oct 2006	16 Oct 2006
PROBANKA	PRB4	5,000,000 EUR	4 th issue	11 Oct 2006	16 Oct 2006
PROBANKA	PRB6	6,500,000 EUR	6 th issue	11 Oct 2006	16 Oct 2006
PROBANKA	PRB7	12,000,000 EUR	7 th issue	11 Oct 2006	16 Oct 2006
STANOVANJSKI SKLAD RS	SSR3	2,000,000,000 EUR	3 rd issue	11 Oct 2006	16 Oct 2006
NOVA LJUBLJANSKA BANKA	NLB21	6,950,000,000 SIT	21 st issue	20 Dec 2006	27 Dec 2006

MUTUAL FUNDS

Mutual fund	Trading code	Type of fund	Price of first trade	Listing date	First trading day
MP-EUROSTOCK.SI	MPEU	ETF	1,300 SIT	8 Jun 2006	16 Jun 2006
MP-BALKAN.SI	MPBL	actively managed fund	14,943 SIT	21 Nov 2006	24 Nov 2006
Probanka globalni naložbeni sklad	PBGS	actively managed fund	170 SIT	21 Nov 2006	24 Nov 2006

SEMI-OFFICIAL MARKET

SHARES

Issuer	Trading code	Type of share	Listing date	First trading day
ALPOS	APOG	common	29 Mar 2006	10 Apr 2006
STOLARNA DOBREPOLJE	SSDG	common	29 Mar 2006	10 Apr 2006

BONDS

Issuer	Trading code	Nominal value of issue	Issue	Listing date	First trading day
DARS	DRS3	10,200,000,000 SIT	3 rd issue	23 Jan 2006	3 Feb 2006
FACTOR BANKA	FB12	2,500,000,000 SIT	12th issue	21 Feb 2006	7 Mar 2006
KD HOLDING	KDH2	40,000,000 SIT	2 nd issue	27 Mar 2006	7 Apr 2006
FACTOR BANKA	FB13	1,757,900,000 SIT	13 th issue	14 Jun 2006	26 Jun 2006

DELISTED SECURITIES

OFFICIAL MARKET

BONDS

Issuer	Trading code	Issue	Delisting date
REPUBLIKA SLOVENIJA	RS10	10 th issue	23 Feb 2006
BTC	BTC2	2 nd issue	2 Aug 2006

SEMI-OFFICIAL MARKET

SHARES

Issuer	Trading code	Type of share	Delisting date
AGROKOMBINAT	AKMG	common	9 Jan 2006
SATURNUS EMBALAŽA	SELR	common	10 Feb 2006
HOTELI PALACE	PALG	common	15 Feb 2006
IMP KLIMAT	KLLG	common	17 Feb 2006
ČAPITA	CAP1	common	31 May 2006
FINIRA	FIRR	common	9 Jun 2006
TRIGLAV	TFDR	common	19 Jun 2006
POM-NALOŽBE	PPIR	common	27 Jun 2006
POM-INVEST	POIG	common	3 Jul 2006
LIV POSTOJNA	LIVR	common	14 Jul 2006
COLOR	COMG	common	18 Jul 2006
IMP ČRPALKE	ICRG	common	30 Aug 2006
MEDALJON	MEDR	common	4 Sep 2006
ŽITO INTES	IMTG	common	28 Sep 2006
CREINA	CRKG	common	3 Oct 2006
ISKRA AVTOELEKTRIKA	IALG	common	12 Oct 2006
KSZ NALOŽBE	KS2G	common	26 Oct 2006
INTARA	INTR	common	14 Nov 2006
STOLARNA DOBREPOLJE	SSDG	common	23 Nov 2006
EGOLES	GKRG	common	28 Nov 2006
AVTOPREVOZNIŠTVO IN SERVISI	ASVG	common	30 Nov 2006
MURALES	MULG	common	14 Dec 2006

BONDS

Issuer	Trading code	Issue	Delisting date
ABANKA VIPA	AB08	8 th issue	16 Oct 2006
ABANKA VIPA	AB09	9 th issue	16 Oct 2006
ABANKA VIPA	AB10	10 th issue	16 Oct 2006
BANKA CELJE	BCE9	9 th issue	16 Oct 2006
NOVA LJUBLJANSKA BANKA	NLB8	8 th issue	16 Oct 2006
NOVA LJUBLJANSKA BANKA	NLB14	14 th issue	16 Oct 2006
NOVA LJUBLJANSKA BANKA	NLB15	15 th issue	16 Oct 2006
POSLOVNI SISTEM MERCATOR	MEO1	1 st issue	16 Oct 2006
POŠTNA BANKA SLOVENIJE	PBS2	2 nd issue	16 Oct 2006
POŠTNA BANKA SLOVENIJE	PBS5	5 th issue	16 Oct 2006
POŠTNA BANKA SLOVENIJE	PBS6	6 th issue	16 Oct 2006
POŠTNA BANKA SLOVENIJE	PBS7	7 th issue	16 Oct 2006
PROBANKA	PRB4	4 th issue	16 Oct 2006
PROBANKA	PRB6	6 th issue	16 Oct 2006
PROBANKA	PRB7	7 th issue	16 Oct 2006
STANOVANJSKI SKLAD RS	SSR3	3 rd issue	16 Oct 2006

INVESTMENT FUNDS

Issuer	Trading code	Delisting date
MODRA LINIJA, ID	ML0G	13 Jan 2006
VIPA INVEST, ID	VIIN	13 Jan 2006
ZLATA MONETA I, ID	ZM1N	15 Nov 2006

EXTENDED LISTING OF SECURITIES

OFFICIAL MARKET
SHARES

Issuer	Trading code	Type of share	Number of shares before extension	Number of shares after extension	Extension date
PIVOVARNA LAŠKO	PILR	common	8,576,801	8,576,862	17 Jan 2006
MERCATOR	MELR	common	3,208,504	3,590,844	4 May 2006
MERKUR	MER	common	1,214,585	1,312,585	5 Jun 2006
PIVOVARNA LAŠKO	PILR	common	8,576,862	8,578,085	19 Jun 2006
ŽITO	ZTOG	common	353,715	355,792	29 Sep 2006
NIKA	NIKN	common	186,695	189,876	27 Oct 2006
MERCATOR	MELR	common	3,590,844	3,765,361	22 Dec 2006

BONDS

Issuer	Trading code	Issue	Number of bonds before extension	Number of bonds after extension	Extension date
REPUBLIKA SLOVENIJA	RS61	61 st issue	2,950,000	4,914,999	21 Feb 2006
REPUBLIKA SLOVENIJA	RS62	62 nd issue	2,000,000	5,000,000	21 Feb 2006
REPUBLIKA SLOVENIJA	RS61	61 st issue	4,914,999	7,124,810	25 Apr 2006
REPUBLIKA SLOVENIJA	RS62	62 nd issue	5,000,000	6,969,998	25 Apr 2006
REPUBLIKA SLOVENIJA	RS61	61 st issue	7,124,810	8,737,547	22 May 2006
REPUBLIKA SLOVENIJA	RS62	62 nd issue	6,969,998	8,882,498	22 May 2006
REPUBLIKA SLOVENIJA	RS61	61 st issue	8,737,547	11,118,047	11 Sep 2006
REPUBLIKA SLOVENIJA	RS62	62 nd issue	8,882,498	10,674,998	11 Sep 2006
REPUBLIKA SLOVENIJA	RS61	61 st issue	11,118,047	12,999,999	13 Oct 2006
REPUBLIKA SLOVENIJA	RS62	62 nd issue	10,674,998	11,800,000	13 Oct 2006

SEMI-OFFICIAL MARKET
SHARES

Issuer	Trading code	Type of share	Number of shares before extension	Number of shares after extension	Extension date
NFD HOLDING	NF2R	common	31,859,997	33,159,997	16 Feb 2006
KS2 NALOŽBE	KS2R	common	4,353,967	4,505,157	7 Apr 2006
DZS	DZS	common	1,429,368	1,437,618	2 Jun 2006
MODRA LINJA HOLDING	MLHR	common	1,882,991	2,192,411	25 Sep 2006
CINKARNA CELJE	CICG	common	812,477	814,626	24 Nov 2006

REDUCED LISTING OF SECURITIES

OFFICIAL MARKET
SHARES

Issuer	Trading code	Type of share	Number of shares before reduction	Number of shares after reduction	Reduction date
KOMPAS MTS	MTSG	common	2,973,005	594,508	25 Apr 2005

SEMI-OFFICIAL MARKET
SHARES

Issuer	Trading code	Type of share	Number of shares before reduction	Number of shares after reduction	Reduction date
FINIRA	FIRR	common	2,179,206	720,379	18 Apr 2006
BELINKA HOLDING	BELG	common	2,702,532	2,552,270	31 Jul 2006
AVTOPREVOZNIŠTVO IN SERVISI	ASVG	common	308,696	154,853	18 Oct 2006
GORENJSKI TISK	GTKG	redne	1,070,328	963,349	2 Nov 2006

EXPIRED BONDS IN YEAR 2006

Issuer	Trading code	Issue	Market	Last trading day
NOVA KBM	KBM2	2 nd issue	official market	11 Jan 2006
REPUBLIKA SLOVENIJA	RS22	22 nd issue	official market	13 Feb 2006
REPUBLIKA SLOVENIJA	RS51	51 st issue	official market	24 Feb 2006
KD INVESTMENTS	KDO1E	1 st issue	semi-official market	9 Mar 2006
BANKA CELJE	BCE4	4 th issue	official market	10 Apr 2006
REPUBLIKA SLOVENIJA	RS25	25 th issue	official market	10 Apr 2006
ABANKA	AB05	5 th issue	official market	11 Apr 2006
PROBANKA	PRB5	5 th issue	semi-official market	27 Jul 2006
BANKA VIPA	VIP3E	3 rd issue	official market	16 Aug 2006
AUTOCOMMERCE	ACL1E	1 st issue	semi-official market	12 Sep 2006
NOVA KBM	KBM3	3 rd issue	official market	27 Sep 2006
NOVA KBM	KBM4	4 th issue	official market	27 Sep 2006
NOVA LJUBLJANSKA BANKA	NLB9	9 th issue	official market	13 Nov 2006
REPUBLIKA SLOVENIJA	RS27	27 th issue	official market	28 Nov 2006

MEMBERSHIP IN YEAR 2006

Member	Date	Inclusion/ exclusion	Number of all members
MBH	31 Dec 2005	exclusion	26
NOVA KREDITNA BANKA MARIBOR	3 Jan 2006	inclusion	27
PM&A BPD	1 Apr 2006	exclusion	26
BPH	15 Jun 2006	exclusion	25
CELJSKA BORZNO-POSREDNIŠKA HIŠA	1 Jul 2006	exclusion	24

CHANGES OF NOMINAL VALUE

ISSUER	Past nominal value	Present nominal value	Number of shares traded	New trading code	Market	Change date
POM-NALOŽBE	1,000 SIT	100,000 SIT	16,317	PPIR	semi-official market	6 Jan 2006
KRONA SENIOR	100 SIT	1,000 SIT	7,316,086	SNOG	semi-official market	6 Feb 2006
LIV POSTOJNA	10,000 SIT	7,000 SIT	161,600	LIVR	semi-official market	20 Feb 2006
POM-INVEST	1,000 SIT	100,000 SIT	22,790	POIG	semi-official market	7 Mar 2006
ETRA 33	1,000 SIT	no-par value	454,230	ETRG (no change)	semi-official market	29 Aug 2006
ZLATA MONETA II	1,000 SIT	no-par value	8,232,861	ZM2R (no change)	semi-official market	5 Sep 2006
DELO PRODAJA	10,000 SIT	no-par value	593,549	DPRG (no change)	official market	22 Sep 2006
PIVOVARNA LAŠKO	1,000 SIT	no-par value	8,747,652	PILG (no change)	official market	4 Oct 2006
KD GROUP	2,000 SIT	no-par value	186,436	SKDR (no change)	semi-official market	12 Oct 2006
KD HOLDING redne	8,000 SIT	no-par value	1,373,534	KDHR (no change)	semi-official market	12 Oct 2006
KD HOLDING prednostne	8,000 SIT	no-par value	266,413	KDHP (no change)	semi-official market	12 Oct 2006
CETIS	12,000 SIT	no-par value	200,000	CETG (no change)	semi-official market	16 Oct 2006
INFOND HOLDING	1,000 SIT	no-par value	16,833,414	IFFR (no change)	semi-official market	19 Oct 2006
KRONA HOLDING	1,000 SIT	no-par value	1,287,121	KRHR (no change)	semi-official market	24 Oct 2006
SLOVENIJALES	10,000 SIT	no-par value	273,377	SLLG (no change)	semi-official market	24 Oct 2006
CENTER NALOŽBE	1,000 SIT	no-par value	3,777,004	IFHR (no change)	semi-official market	27 Oct 2006
HRAM HOLDING	1,000 SIT	no-par value	4,346,667	ST1R (no change)	semi-official market	30 Oct 2006
DELO	1,000 SIT	no-par value	667,464	DELR (no change)	official market	8 Nov 2006
ISTRABENZ	1,000 SIT	no-par value	5,180,000	ITBG (no change)	official market	8 Nov 2006
AERODROM LJUBLJANA	1,000 SIT	no-par value	3,796,527	AELG (no change)	official market	9 Nov 2006
ETOL	10,000 SIT	no-par value	254,619	ETOG (no change)	official market	9 Nov 2006
PROBANKA, MARIBOR	1,000 SIT	no-par value	400,000	PRBP (no change)	official market	9 Nov 2006
MEDVEŠEK PUŠNIK	2,000 SIT	no-par value	80,000	MPLR (no change)	semi-official market	14 Nov 2006
KOMPAS MTS	1,000 SIT	no-par value	594,508	MTSG (no change)	official market	16 Nov 2006
INTEREUROPA	1,000 SIT	no-par value	7,902,413	IEKG (no change)	official market	20 Nov 2006
FOND INVEST	1,000 SIT	no-par value	595,241	MHLG (no change)	semi-official market	24 Nov 2006
SWATY	4,000 SIT	no-par value	288,940	TUBG (no change)	semi-official market	29 Nov 2006
ELMO	1,000 SIT	no-par value	708,000	IELG (no change)	semi-official market	27 Nov 2006
MAKSIMA INVEST	1,000 SIT	no-par value	7,451,949	MKIR (no change)	semi-official market	30 Nov 2006
M1	1,000 SIT	no-par value	2,681,638	MR1R (no change)	semi-official market	5 Dec 2006
COMET	1,000 SIT	no-par value	1,700,688	CHZG (no change)	official market	11 Dec 2006
ALPETOUR POTOVALNA AGENCIJA	2,000 SIT	no-par value	374,340	APAG (no change)	semi-official market	14 Dec 2006
MITOL SEŽANA	1,000 SIT	no-par value	687,627	MISG (no change)	semi-official market	14 Dec 2006
HIDROTEHNIK	1,000 SIT	no-par value	384,472	VHLG (no change)	semi-official market	18 Dec 2006
ŽITO	10,000 SIT	no-par value	355,792	ZTOG (no change)	official market	19 Dec 2006
MLINOTEST	1,000 SIT	no-par value	2,389,177	MAJG (no change)	official market	19 Dec 2006
INFOND ID 1	1,000 SIT	no-par value	4,956,471	IFDR (no change)	semi-official market	20 Dec 2006
ŽELEZARNA RAVNE - MONTER DRAVOGRAD	1,000 SIT	no-par value	336,225	ZMDG (no change)	semi-official market	21 Dec 2006
KD ID	1,000 SIT	no-par value	9,181,542	KDIR (no change)	semi-official market	27 Dec 2006
INFOND ID	1,000 SIT	no-par value	8,132,314	IFIR (no change)	semi-official market	27 Dec 2006

F) LIST OF SECURITIES

F1) OFFICIAL MARKET (1)

CORPORATE BONDS

	Issuer	Trading code	First trading day	Nominal value of issue traded	Coupon interest rate	Maturity	Sector
1	ABANKA VIPA	AB04	27 Dec 2000	10 EURm	6.25% p.a.	2000-2007	banking
2	ABANKA VIPA	AB06	25 Nov 2002	13.5 EURm	5.9% p.a.	2002-2009	banking
3	ABANKA VIPA	AB07	30 Oct 2003	17.3 EURm	5.3% p.a.	2003-2010	banking
4	ABANKA VIPA	AB08	16 Oct 2006	10 EURm	4.9% p.a.	2003-2011	banking
5	ABANKA VIPA	AB09	16 Oct 2006	10 EURm	4.7% p.a.	2003-2011	banking
6	ABANKA VIPA	AB10	16 Oct 2006	21 EURm	4.6% p.a.	2004-2011	banking
7	ABANKA VIPA	AB11	30 Jun 2006	5,000 SITm	4.0% p.a.	2005-2010	banking
8	ABANKA VIPA	AB12	30 Jun 2006	5,000 SITm	3.8% p.a.	2005-2010	banking
9	ABANKA VIPA	VIP4E	3 Dec 1997	2,045,167.52 EUR	7% p.a.	1997-2007	banking
10	ABANKA VIPA	VIP5	24 Dec 1998	2 EURm	6% p.a.	1998-2008	banking
11	ABANKA VIPA	VIP6	6 Mar 2000	2 EURm	5.5% p.a.	1999-2009	banking
12	ABANKA VIPA	VIP7	19 July 2001	2 EURm	6.2% p.a.	2001-2010	banking
13	BANKA CELJE	BCE5	19 Dec 2001	10 EURm	6% p.a.	2001-2007	banking
14	BANKA CELJE	BCE9	16 Oct 2006	5,000 SITm	3.8% p.a.	2005-2010	banking
15	BANKA CELJE	BCE6A	30 Sept 2002	10 EURm	5.6% p.a.	2002-2008	banking
16	BANKA CELJE	BCE7	17 Nov 2003	10 EURm	5.15% p.a.	2003-2010	banking
17	BANKA CELJE	BCE8	26 Oct 2004	12.5 EURm	4.9% p.a.	2004-2011	banking
18	BLAGOVNO TRGOVINSKI CENTER	BTC1E	24 Feb 1997	17,383,924.96 EUR	10.5% p.a.	1996-2008	retail, wholesale and real estate trade
19	HOTELI BERNARDIN	HTB1E	28 June 1999	10,225,837.62 EUR	8.5% p.a.	1999-2009	hotel and restaurant activities
20	NOVA KBM	KBM5	26 Oct 2004	6,000 SITm	5.3% p.a.	2004-2009	banking
21	NOVA KBM	KBM6	26 Oct 2004	5,000 SITm	4.5% p.a.	2004-2007	banking
22	NOVA KBM	KBM7	30 Jun 2005	7,000 SITm	4.1% p.a.	2004-2011	banking
23	NOVA KBM	KBM8	30 Jun 2005	7,000 SITm	3.9% p.a.	2005-2010	banking
24	NOVA LJUBLJANSKA BANKA	NLB8	16 Oct 2006	14,276 EURm	5.5% p.a.	2002-2007	banking
25	NOVA LJUBLJANSKA BANKA	NLB10	18 Jun 2003	10,824.3 SITm	3% p.a. + TOM	2002-2007	banking
26	NOVA LJUBLJANSKA BANKA	NLB11	18 Jun 2003	26,326 EURm	5.1% p.a.	2002-2009	banking
27	NOVA LJUBLJANSKA BANKA	NLB12	14 Nov 2003	8,000 SITm	2.65% + TOM	2003-2008	banking
28	NOVA LJUBLJANSKA BANKA	NLB13	14 Nov 2003	11,733.5 SITm	7% p.a.	2003-2013	banking
29	NOVA LJUBLJANSKA BANKA	NLB14	16 Oct 2006	17 EURm	5% p.a.	2003-2008	banking
30	NOVA LJUBLJANSKA BANKA	NLB15	16 Oct 2006	13,112.6 SITm	4.8% p.a.	2004-2012	banking
31	NOVA LJUBLJANSKA BANKA	NLB16	30 Jun 2005	7,755.7 SITm	4.0% p.a.	2004-2009	banking
32	NOVA LJUBLJANSKA BANKA	NLB17	30 Jun 2005	10,169.4 SITm	3.85% p.a.	2005-2011	banking
33	NOVA LJUBLJANSKA BANKA	NLB18	29 Dec 2005	15,000 SITm	4.15% p.a.	2005-2015	banking
34	NOVA LJUBLJANSKA BANKA	NLB19	29 Dec 2005	10,000 SITm	4.0% p.a.	2005-2016	banking
35	NOVA LJUBLJANSKA BANKA	NLB20	25 Aug 2006	5,710 SITm	3.75% p.a. first 3 years, then 6m EURIBOR + 30 b.p.	2006-2013	banking
36	NOVA LJUBLJANSKA BANKA	NLB21	27 Dec 2006	6,950 SITm	4.0% p.a.	2006-2009	banking
37	POSLOVNI SISTEM MERCATOR	MEO1	16 Oct 2006	36.54 EURm	4.8% p.a.	2004-2011	commerce industry, agriculture
38	POŠTNA BANKA SLOVENIJE	PBS2	16 Oct 2006	1,500 SITm	6% + TOM	2000-2007	banking
39	POŠTNA BANKA SLOVENIJE	PBS5	16 Oct 2006	10 EURm	4.8% p.a.	2004-2008	banking
40	POŠTNA BANKA SLOVENIJE	PBS6	16 Oct 2006	4,000 SITm	4.4% p.a.	2004-2012	banking
41	POŠTNA BANKA SLOVENIJE	PBS7	16 Oct 2006	1,000 SITm	4.7% p.a.	2004-2011	banking
42	PROBANKA, MARIBOR	PRB4	16 Oct 2006	5 EURm	5.5% p.a.	1999-2007	banking
43	PROBANKA, MARIBOR	PRB6	16 Oct 2006	6.5 EURm	5.7% p.a.	2002-2008	banking
44	PROBANKA, MARIBOR	PRB7	16 Oct 2006	12 EURm	5.2% p.a.	2004-2010	banking
45	STANOVANJSKI SKLAD RS	SSR1E	4 July 1996	4,083,023.58 EUR	6% p.a.	1995-2010	national mortgage agency
46	STANOVANJSKI SKLAD RS	SSR2	30 June 1998	2,000 SITm	7.2% p.a. + TOM	1998-2008	national mortgage agency
47	STANOVANJSKI SKLAD RS	SSR3	16 Oct 2006	2,000 SITm	TOM + 6.10% p.a.	2001-2011	national mortgage agency

MUNICIPAL and GOVERNMENT BONDS

	Issuer	Trading code	First trading day	Nominal value of issue traded	Coupon interest rate	Maturity	Sector
1	REPUBLIC OF SLOVENIA	RS18	15 May 2000	50 EURm	6% p.a.	2000-2010	government bond
2	REPUBLIC OF SLOVENIA	RS21	18 Nov 2002	8,292.38 SITm	1% p.a. + TOM	2001-2015	government bond
3	REPUBLIC OF SLOVENIA	RS23	20 Feb 2001	40 EURm	6% p.a.	2001-2011	government bond
4	REPUBLIC OF SLOVENIA	RS26	14 June 2001	50 EURm	5.375% p.a.	2001-2011	government bond
5	REPUBLIC OF SLOVENIA	RS29	25 Jan 2002	55 EURm	5.375% p.a.	2002-2012	government bond
6	REPUBLIC OF SLOVENIA	RS31	25 Jan 2002	2,974.68 SITm	4.7% p.a. + TOM	2002-2007	government bond
7	REPUBLIC OF SLOVENIA	RS32	25 Jan 2002	23,865.5 EURm	5.375% p.a.	2002-2012	government bond
8	REPUBLIC OF SLOVENIA	RS33	9 Apr 2002	127,166 EURm	8% p.a.	2002-2022	government bond
9	REPUBLIC OF SLOVENIA	RS38	30 Apr 2002	100 EURm	5.63% p.a.	2002-2017	government bond
10	REPUBLIC OF SLOVENIA	RS39	18 Nov 2002	22,367.915 SITm	1% p.a. + TOM	2002-2008	government bond
11	REPUBLIC OF SLOVENIA	RS44	29 Nov 2002	2,964.93 SITm	6.65% p.a.	2002-2012	government bond
12	REPUBLIC OF SLOVENIA	RS48	10 Dec 2002	60 EURm	4.75% p.a.	2002-2012	government bond
13	REPUBLIC OF SLOVENIA	RS49	22 Jan 2003	29,789 EUR m	4.75% p.a.	2003-2022	government bond
14	REPUBLIC OF SLOVENIA	RS50	11 Mar 2003	61,281,800 EUR	4.50% p.a.	2003-2013	government bond
15	REPUBLIC OF SLOVENIA	RS52	17 Apr 2003	40,000 SITm	6.25% p.a.	2003-2008	government bond
16	REPUBLIC OF SLOVENIA	RS53	17 Apr 2003	100 EURm	4.875% p.a.	2003-2018	government bond
17	REPUBLIC OF SLOVENIA	RS54	29 Oct 2003	30,000 SITm	5.75% p.a.	2003-2013	government bond
18	REPUBLIC OF SLOVENIA	RS55	24 Feb 2004	40,000 SITm	5% p.a.	2004-2007	government bond
19	REPUBLIC OF SLOVENIA	RS56	24 Feb 2004	50,000 SITm	4.875% p.a.	2004-2009	government bond
20	REPUBLIC OF SLOVENIA	RS57	29 Mar 2004	90,000 SITm	4.875% p.a.	2004-2014	government bond
21	REPUBLIC OF SLOVENIA	RS58	2 Feb 2005	99,330 SITm	3.25% p.a.	2005-2008	government bond
22	REPUBLIC OF SLOVENIA	RS59	2 Feb 2005	184,000 SITm	4% p.a.	2005-2016	government bond
23	REPUBLIC OF SLOVENIA	RS60	14 Apr 2005	130,000 SITm	3.5 % p.a.	2005-2010	government bond
24	REPUBLIC OF SLOVENIA	RS61	24 Jan 2006	129,999.99 SITm	3.25 % p.a.	2006-2011	government bond
25	REPUBLIC OF SLOVENIA	RS62	24 Jan 2006	118,000 SITm	3.5 % p.a.	2005-2017	government bond

TOM (abbreviation for: "temeljna obrestna mera" - base interest rate) - indexation factor, calculated as twelve month average of monthly consumer price index

F1) OFFICIAL MARKET (2)

COMMON SHARES

PRIME MARKET SHARES

	Issuer	Trading code	First trading day	Nominal value of issue listed	Number of shares traded	Isin code	Sector
1	DROGA KOLINSKA	DRKR	19 Oct 2005	14,382.915 SITm	14,382,915	SI 003111337 4	packaged foods & meats
2	GORENJE, VELENJE	GRVG	10 Nov 2000 (2 June 1998 free market)	12,200 SITm	12,200,000	SI 003110407 6	household appliances
3	INTEREUROPA, KOPER	IEKG	12 Jan 1998	7,902.413 SITm	7,902,413	SI 003110009 0	retail trade
4	LUKA KOPER	LKPG	20 Nov 1996	7,140 SITm	7,140,000	SI 003110134 6	transport
5	KRKA TOVARNA ZDRAVIL, NOVO MESTO	KRKG	4 Nov 1997	14,170.448 SITm	3,542,612	SI 003110212 0	pharmaceutical & chemical industry
6	MERCATOR, LJUBLJANA	MELR	22 Dec 1997	37,653.61 SITm	3,208,504	SI 003110008 2	commerce industry, agriculture
7	MERKUR, NAKLO	MER	30 Nov 1998	13,125.85 SITm	1,214,585	SI 003110463 9	wholesale and retail trade
8	PETROL, LJUBLJANA	PETG	5 May 1997	12,517.806 SITm	2,086,301	SI 003110215 3	crude-oil and gas trade

SHARES

	Issuer	Trading code	First trading day	Nominal value of issue listed	Number of shares traded	Isin code	Sector
1	AERODROM, LJUBLJANA	AELG	8 Oct 1997	1,936.229 SITm	1,936,229	SI 003110327 6	airport services
2	AUTOCOMMERCE, LJUBLJANA	ACLG	24 Jan 2006	2,886.877 SITm	2,886,877	SI 003110152 8	distributors
3	COMET, ZREČE	CHZG	2 Nov 1998	1,700.688 SITm	1,700,688	SI 003110440 7	grinding wheels and other non-metals production
4	DELO, LJUBLJANA	DELR	13 Jan 1999	667.464 SITm	667,464	SI 003110445 6	publishing
5	DELO PRODAJA	DPRG	12 Feb 2001	593.549 SITm	593,549	SI 003110707 9	trade
6	EMONA OBALA	EOKG	7 Jan 1998	1,741.456 SITm	1,741,456	SI 003110268 2	commerce
7	ETOL, CELJE	ETOG	21 Feb 1997	2,546.19 SITm	254,619	SI 003110133 8	essential oils and fragrances production
8	GEODETSKI ZAVOD SLOVENIJE	GZRG	8 Jan 2001	379.820 SITm	379,820	SI 003111033 9	surveying and cartography
9	ISKRA AVTOELEKTRIKA	IALG	16 Oct 2006	3,216.626 SITm	1,608,313	SI 003110704 6	production of electrical equipment for machinery and vehicles
10	ISTRABENZ, KOPER	ITBG	16 June 1997	5,180 SITm	5,180,000	SI 003110207 0	holding companies management
11	KOMPAS MTS	MTSG	8 Dec 2000	594.508 SITm	594,508	SI 003110370 6	catering service, border-crossing and tourist services
12	MLINOTEST, AJDOVŠČINA	MAJG	3 Apr 2000	2,389.177 SITm	2,389,177	SI 003110820 0	food processing industry
13	NIKA, BREŽICE	NIKA	23 June 1992	189.876 SITm	189,876	SI 003110079 3	financial consultancy and services
14	PIVOVARNA LAŠKO	PILR	1 Feb 2000	8,578.085 SITm	8,576,862	SI 003110741 8	brewery
15	SALLUS, LJUBLJANA	SALR	16 Jan 1992	134.98 SITm	134,980	SI 003110568 5	full-line pharmaceutical
16	SAVA, KRANJ	SAVA	6 Jan 2000	20,069.87 SITm	2,006,987	SI 003110845 7	wholesale chemicals
17	TELEKOM SLOVENIJE	TLSG	2 Oct 2006	6,535.478 SITm	6,535,478	SI 0031104290	telecommunication
18	TERME ČATEŽ	TCRG	26 Aug 1993	3,587.496 SITm	597,916	SI 003110063 7	health resort
19	ŽITO, LJUBLJANA	ZTOG	20 Mar 2000	3,557.92 SITm	355,792	SI 003110844 0	flour, bread, pasta and sweets production

PREFERRED SHARES

	Issuer	Trading code	First trading day	Nominal value of issue listed	Number of shares traded	Isin code	Sector
1	PROBANKA, MARIBOR	PRBP	30 Mar 1993	396.235 SITm	396,235	SI 002120040 5	banking

MUTUAL FUNDS

	Mutual fund	Trading code	First trading day	Value of first trade	Number of coupons on first trading day	Isin code	Sector
1	MP-EUROSTOCK.SI	MPEU	16 Jun 2006	1,300.00 SIT	728,413	SI 002140001 3	mutual fund
2	MP-BALKAN.SI	MPBL	24 Nov 2006	14,943.23 SIT	82,689	SI 002140002 1	mutual fund
3	Probanka globalni naložbeni sklad	PBGS	24 Nov 2006	170.00 SIT	142,885,835	SI 002140003 9	mutual fund

TRADED SECURITIES

F2) SEMI-OFFICIAL MARKET (1)

CORPORATE BONDS

	Issuer	Trading code	First trading day	Nominal value of issue traded	Interest rate	Maturity	Sector
1	BANKA ZASAVJE	BZ03	27 Jul 2004	5 EURm	4.5% p.a.	2004-2011	banking
2	CIMOS	CIM1	21 Jul 2005	20 EURm	5.75% p.a.	2004-2011	automobile industry
3	DARS	DRS1	30 Dec 2004	13,430 SITm	5.1% p.a.	2004-2024	performing financial engineering, preparatory, organization and policy making of building, maintenance of road network and management of super highways in Republic of Slovenia
4	DARS	DRS2	8 Nov 2005	14,800 SITm	4.5% p.a.	2005-2025	performing financial engineering, preparatory, organization and policy making of building, maintenance of road network and management of super highways in Republic of Slovenia
5	DARS	DRS3	3 Feb 2006	10,200 SITm	4.0% p.a.	2005-2020	performing financial engineering, preparatory, organization and policy making of building, maintenance of road network and management of super highways in Republic of Slovenia
6	DEOS	DEO1	28 Sep 2005	5,8259 EURm	6% p.a.	2004-2014	the construction and maintenance of safe homes
7	FMR	FMR1	5 May 2005	5 EURm	4.6 % p.a.	2004-2009	holding companies management
8	FACTOR BANKA	FB06	23 May 2005	4,196 EURm	2 % + 6month EURIBOR	2002-2009	banking
9	FACTOR BANKA	FB08	10 May 2005	6.3 EURm	4,8% p.a.	2003-2008	banking
10	FACTOR BANKA	FB09	10 May 2005	5,927 EURm	4,8% p.a.	2004-2014	banking
11	FACTOR BANKA	FB10	10 May 2005	1,184 SITm	4,25% p.a.	2004-2007	banking
12	FACTOR BANKA	FB11	25 Oct 2005	13 EURm	1.5% + 6 month EURIBOR	2005-2020	banking
13	FACTOR BANKA	FB12	7 Mar 2006	2,500 SITm	3.75% p.a.	2005-2010	banking
14	FACTOR BANKA	FB13	26 Jun 2006	1,757.9 SITm	2.00 % p.a.	2005-2008	banking
15	KD HOLDING	KDH1	16 Dec 2005	40 EURm	5.45% p.a.	2005-2015	holding companies management
16	KD HOLDING	KDH2	7 Apr 2006	40 EURm	4,85% p.a.	205-2015	holding companies management
17	POTEZA NALOŽBE	PNO1	29 Sep 2004	10 EURm	5.25% p.a.	2003-2011	enterprise and business counseling
18	SIP, STROJNA INDUSTRIJA	SIPBE	19 June 2000	1,763,956.99 EUR	6% p.a.	1999-2009	manufacturing farm equipment
19	DEŽELNA BANKA SLOVENIJE	SZB4	1 Apr 2004	6,753 EURm	6% p.a.	2004-2007	banking

INSURANCE

	Issuer	Trading code	First trading day	Nominal value of issue traded	Coupon interest rate	Maturity	Sector
1	ZAVAROVALNICA TRIGLAV	ZT01	2 Jun 2004	30 EURm	5.125% p.a.	2003-2013	insurance

MUNICIPAL and GOVERNMENT BONDS

	Issuer	Trading code	First trading day	Nominal value of issue traded	Coupon interest rate	Maturity	Sector
1	SLOVENSKA ODŠKODNINSKA DRUŽBA	SOS2E	7 Apr 1997	630,710,740 EUR	6 % p.a.	1996-2016	meeting commitments deriving from denationalisation process

TOM (abbreviation for: "temeljna obrestna mera" - base interest rate) - indexation factor calculated as twelve month average of monthly consumer price index

F2) SEMI-OFFICIAL MARKET (2)

COMMON SHARES

	Issuer	Trading code	First trading day	Nominal value of issue traded	Number of shares traded	Isin code	Sector
1	AKTIVA NALOŽBE, LJUBLJANA	ATPG	27 Feb 2004	13,591,508 SITm	13,591,508	SI 002111216 2	holding companies management
2	ALPETOUR POTOVALNA AGENCIJA	APAG	2 Aug 2000	748,680 SITm	374,340	SI 003110989 3	passengers transportat
3	ALPOS	APOG	10 Apr 2006	1,449 SITm	144,913	SI 003111342 4	production of metal goods and equipment
4	BELINKA HOLDING	BELG	19 Oct 2000	2,552,270 SITm	2,552,270	SI 003110216 1	holding companies management
5	CENTER NALOŽBE	IFHR	22 Jul 2004	3,777,004 SITm	3,777,004	SI 002111308 7	holding companies management
6	CETIS, CELJE	CETG	10 Mar 1997	2,400 SITm	200,000	SI 003110084 3	paper industry and graphics
7	CINKARNA, CELJE	CICG	6 Mar 1998	4,887,756 SITm	814,626	SI 003110380 5	metallurgic and chemical industry
8	DZS, LJUBLJANA	DZS	12 May 1999	1,437,618 SITm	1,437,618	SI 003110527 1	publishing and trading
9	ELMO, LJUBLJANA	IELG	22 Feb 2001	708 SITm	708,000	SI 003111026 3	electrical installations
10	ETRA 33	ETRG	7 Nov 2002	454,23 SITm	45,423	SI 003110712 9	production of electromotors, generators and transformers
11	FOND INVEST	MHLG	30 Jan 2001	595,241 SITm	595,241	SI 003111007 3	holding companies management
12	GEA COLLEGE	GEAL	5 Jan 1995	248.2 SITm	248,200	SI 003110080 1	consulting
13	GEA TOVARNJA OLJA	GSBG	30 June 1996	1,254,96 SITm	1,254,960	SI 003110129 6	oil - producing industry
14	GORENJSKI TISK, KRANJ	GTKG	19 Sep 1996	963,349 SITm	963,349	SI 003110119 7	graphics services
15	GORIŠKE OPEKARNE, RENČE	GORG	8 Mar 1999	523,634 SITm	523,634	SI 003110499 3	production of different clay brick products
16	GOZDNO GOSPODARSTVO BLEDE	GGBG	27 Dec 1999	611.9 SITm	611,900	SI 003110737 6	forest management
17	GRAND HOTEL UNION	GHUG	5 Jan 2000	1,814,613 SITm	1,814,613	SI 003110865 5	hotel industry
18	HELIOS, DOMŽALE	HDOG	19 Sep 1996	2,198.61 SITm	219,861	SI 003110114 8	intermediary on fuel, mine sector
19	HIDROTEHNIK, LJUBLJANA	VHLG	5 July 1999	2,198.61 SITm	384,472	SI 003110551 1	building industry and protection against flood damage
20	HRAM HOLDING	ST1R	27 Jan 2004	4,346,667 SITm	4,346,667	SI 002111210 5	holding companies management
21	INFOND HOLDING	IFFR	23 Sept 2002	16,833,414 SITm	16,833,414	SI 002111076 0	holding companies management
22	INLES, RIBNICA	IHPG	8 Oct 1999	1,424.82 SITm	712,410	SI 003110745 9	production of furniture
23	INTERTRADE ITA	INRG	20 Oct 1997	695.31 SITm	69,531	SI 003110333 4	mechanical engineering representative
24	JADRAN, SEŽANA	JASG	23 Sep 1996	165,302 SITm	165,302	SI 003110154 4	commerce industry
25	JATA EMONA	JAMR	15 Jan 2002	3,197,534 SITm	3,197,534	SI 003111109 7	production and retailing of poultry meat
26	JAVOR, PIVKA	JPIG	13 Nov 2000	1,194.7 SITm	1,194,700	SI 003110910 9	production of plywood, bound and layer wood, fibre and other slabs
27	JELEN, SLOVENSKE KONJICE	JESG	29 Nov 1999	67,798 SITm	67,798	SI 003110430 8	restaurant & hotel capacities
28	JUTEKS, ŽALEC	JTKG	2 Nov 1999	641,432 SITm	641,432	SI 003110786 3	carpet production on various linings
29	KD HOLDING	KDHR	5 Feb 2001	21,405.12 SITm	2,675,640	SI 003111046 1	holding companies management
30	KOŠAKI TMI, MARIBOR	TKMG	11 Oct 1999	432.36 SITm	43,236	SI 003110424 1	secondary meat industry and production of meat products
31	KRONA HOLDING	KRHR	9 May 2002	1,287.121 SITm	1,287,121	SI 002111124 8	holding companies management
32	LESNINA	MILG	12 Jan 2002	2,906.81 SITm	76,495	SI 003111116 2	wholesale and retail of furniture
33	LESNINA EMMI, SLOVENSKA BISTRICA	LSBG	8 May 1996	689.49 SITm	689,490	SI 003110035 5	aluminium and wood production

F2) SEMI-OFFICIAL MARKET (3)

COMMON SHARES

	Issuer	Trading code	First trading day	Nominal value of issue traded	Number of shares traded	Isin code	Sector
34	LIP BLEĐ	LLBG	12 Jan 2000	1,942.454 SITm	1,942,454	SI 003110871 3	wood manufacturing
35	LIZ INŽENIRING, LJUBLJANA	LIZG	11 Mar 1999	123.846 SITm	123,846	SI 003110371 4	consulting and engineering in object construction
36	MARINA, PORTOROŽ	MAPG	19 Sep 1996	627.864 SITm	313,932	SI 003110058 7	nautical and hotel industry
37	MAKSIMA HOLDING	MAHR	6 May 2003	6,399.85 SITm	6,399,850	SI 002111151 1	holding companies management
38	MAKSIMA INVEST	MKIR	26 Oct 2004	7,451.949 SITm	7,451,949	SI 002111319 4	holding companies management
39	MEDVEŠEK PUŠNIK, LJUBLJANA	MPL	12 Dec 1997	160 SITm	80,000	SI 002110324 5	financial consulting
40	MELAMIN, KOČEVJE	MKOG	23 Sep 1996	349.913 SITm	349,913	SI 00311020 1	chemical industry
41	MERCATA	MROR	27 Jul 2004	2,891.874 SITm	2,891,874	SI 002111199 0	holding companies management
42	MESNA INDUSTRIJA PRIMORSKE	MIPG	19 June 2000	1,478.742 SITm	1,478,742	SI 003110969 5	meat processing industry; wholesale and retail trade with provisions
43	MITOL, SEŽANA	MISG	15 May 1997	687.627 SITm	687,627	SI 003110271 6	production and sale of adhesive substances and resinous compound
44	MKT PRINT	MKTG	11 Oct 1999	1,039.54 SITm	103,954	SI 003110094 2	printing, publishing, retail and wholesale
45	MODRA LINIJA HOLDING	MLHR	20 Nov 2002	2,192.411 SIT m	1,882,991	SI 002111058 8	holding companies management
46	M1	MR1R	4 Aug 2004	2,681.638 SITm	2,681,638	SI 002111311 1	holding companies management
47	NAMA, LJUBLJANA	NALN	30 Apr 2004	953.795 SITm	953,795	SI 003110269 0	retail trade and renting of business premises
48	NFD HOLDING	NF2R	10 Dec 2003	33,159.997 SITm	33,159,997	SI 002111200 6	holding companies management office material, industrial paper-clips, electromagnets and other metal mechanisms
49	NIKO, ŽELEZNIKI	NKPG	17 Sep 1999	358.75 SITm	35,875	SI 003110717 8	production
50	PLAMA PUR	POPG	6 Dec 1999	686.798 SITm	686,798	SI 003110822 6	production and refashioning of poliuretanic (plastic) foams
51	RTC KRVAVEC	RKRG	17 Oct 1997	2,311.468 SITm	1,155,734	SI 003110328 4	ski resort
52	SIJAJ, HRASTNIK	SIHG	7 Oct 1999	268.8 SITm	26,880	SI 003110742 6	production of decorative lights and metal products
53	KD GROUP	SKDR	21 Dec 2000	372.872 SITm	186,436	SI 003111016 4	holding companies management
54	SLOVENJAJLES, LJUBLJANA	SLLG	8 May 1996	2,733.77 SITm	273,377	SI 003110040 5	commerce, engineering, representation
55	TEKSTINA, AJDOVŠČINA	TEAG	12 Feb 1997	1,127.293 SITm	1,127,293	SI 03110221 1	textile industry
56	TERME DOBRNA	ZDDG	5 July 1999	692.542 SITm	692,542	SI 03110539 6	medical services, tourist and hotel trade
57	TOSAMA, DOMŽALE	TODG	13 Sep 1996	2,956.7 SITm	295,670	SI 003110136 1	sanitary material production
58	TOVARNA SLADKORJA ORMOŽ	TSOR	12 Apr 1996	4,971.63 SITm	497,163	SI 003110020 7	sugar production
59	TRDNJAVA HOLDING	TROR	31 Mar 2004	2,593.123 SITm	2,593,123	SI 002111219 6	holding companies management
60	TRDNJAVA I HOLDING	TR1R	31 Mar 2004	891.75 SITm	891,750	SI 002111220 4	holding companies management
61	TRIGLAV NALOŽBE	TRSG	7 Apr 2004	13,182.366 SITm	13,182,366	SI 002111223 8	holding companies management
62	TUB SWATY, MARIBOR	TUBG	30 Dec 1997	1,155.76 SITm	288,940	SI 003110344 1	production and trade of knife grinders
63	VELANA, LJUBLJANA	VLJG	23 Dec 2002	1,409.645 SITm	1,409,645	SI 003110069 4	non-clothing textile manufacturer
64	VIPA HOLDING	VHDR	5 Nov 2003	7,347.565 SITm	7,347,565	SI 002111131 3	other financial intermediation
65	VIZIJA HOLDING	VIHR	17 Mar 2003	2,277.503 SITm	2,277,503	SI 002111125 5	holding companies management
66	VIZIJA HOLDING ENA	VZPG	3 Feb 2004	2,129.725 SITm	2,129,725	SI 002111211 3	holding companies management
67	ZDRAVILIŠČE ROGAŠKA	RGS	11 Feb 1999	900.462 SITm	900,462	SI 003110489 4	health resort
68	ZLATA MONETA II finančna družba	ZM2R	13 Nov 2003	8,232.861 SITm	8,232,861	SI 002111198 2	other financial intermediation
69	ZVON ENA HOLDING	ZVHR	30 Oct 2003	12,431.743 SITm	12,431,743	SI 002111177 6	holding companies management
70	ZVON DVA HOLDING	ZV2R	25 Feb 2004	14,120.934 SITm	14,120,934	SI 002111215 4	holding companies management
71	ŽELEZARNA RAVNE - MONTER DRAVOGRAD	ZMDG	17 Sep 1999	336.225 SITm	336,225	SI 003110696 4	management of investment portfolios of subsidiaries

PREFERRED SHARES

	Issuer	Trading code	First trading day	Nominal value of issue traded	Number of shares traded	Isin code	Sector
1	KD HOLDING	KDHP	18 July 2001	2,131.304 SITm	266,413	SI 003120050 2	holding companies management
2	PRVA POKOJNINSKA DRUŽBA	PPDG	20 Jul 2005	1,700 SITm	170,000	SI 002120064 5	pension insurance
3	ZDRAVILIŠČE ROGAŠKA	RGP	11 Feb 1999	55.976 SITm	27,988	SI 003120028 8	health resort

INVESTMENT COMPANIES

	Issuer	Trading code	First trading day	Nominal value of issue traded	Number of shares traded	Isin code	Sector
1	MAKSIMA, delniška ID	MAIR	21 May 2003	7,811.823 SITm	7,811,823	SI 002111152 9	investment fund
2	INFOND ID	IFIR	23 Sept 2002	8,132.314 SITm	8,132,314	SI 002111078 6	investment fund
3	INFOND ID 1	IFDR	2 Aug 2004	4,956.471 SITm	4,956,471	SI 002111307 9	investment fund
4	KD ID	KDIR	9 Feb 2001	9,181.542 SITm	9,181,542	SI 002111341 8	investment fund
5	KRONA SENIOR	SNOG	8 Dec 1998	7,316.086 SITm	7,316,086	SI 002110590 1	investment fund
6	NFD 1 DELNIŠKI INVESTICIJSKI SKLAD	NF1N	26 Oct 1998	15,833.01 SITm	160,580,300	SI 002110600 8	investment fund
7	ZVON ENA ID	ZVIR	24 Nov 2003	2,277.577 SITm	2,277,577	SI 002111178 4	investment fund