

MONTHLY STATISTICS  
LJUBLJANA STOCK EXCHANGE  
April 2007  
Year XIII., No. 4/07

TURNOVER

Market	Turnover (in 000 EUR)	Volume in pieces	Number of bargains
<b>Official market</b>	<b>134,111</b>	<b>2,973,019</b>	<b>14,298</b>
Prime market shares	82,287	694,659	7,742
Shares	38,542	374,394	4,208
Bonds	2,648	168,895	311
Mutual funds	10,635	1,735,071	2,037
<b>Semi-official market</b>	<b>18,215</b>	<b>2,151,898</b>	<b>6,243</b>
Shares	8,759	592,014	3,534
Bonds	2,390	48,663	285
Investment companies	7,066	1,511,221	2,424
Short-term securities	0	0	0
<b>Market maker trading segment*</b>	<b>18,258</b>	<b>203,079</b>	<b>23</b>
Bonds	7,043	164,681	3
Short-term securities	11,215	38,398	20
<b>Total via BTS</b>	<b>152,326</b>	<b>5,124,917</b>	<b>20,541</b>

\*special segment for trading in securities issued by Republic of Slovenia.

MARKET SIZE

Market	Market capitalisation (EURm)	(in Number of securities	Number of issuers
<b>Official market</b>	<b>18,433</b>	<b>104</b>	<b>40</b>
Prime market shares	7,511	8	8
Shares	5,201	20	20
Bonds	5,561	73	12
Mutual funds	160	3	2
<b>Semi-official market</b>	<b>3,972</b>	<b>99</b>	<b>87</b>
Shares	2,134	72	70
Bonds	1,019	20	11
Investment companies	819	7	7
<b>Total (cap. of shares)</b>	<b>14,846</b>	<b>203</b>	<b>127</b>

MONTHLY TURNOVER BY MARKETS  
IN 000 EUR - SHARES

	Organised market	Block trades	Off-market trades*
apr.06	86,618	58,438	102,011
may.06	74,730	65,939	147,875
jun.06	59,961	39,998	70,502
jul.06	50,467	80,981	50,276
aug.06	69,261	46,236	35,810
sep.06	70,616	55,336	59,597
oct.06	101,503	65,064	82,726
nov.06	69,039	34,876	72,613
dec.06	84,984	55,132	117,440
jan.07	152,923	105,643	147,840
feb.07	106,637	122,846	122,951
mar.07	143,778	55,869	51,456
apr.07	129,587	50,537	141,598

\* appreciation of off-market transactions with listed securities based on volume of off-market transaction (block trades excluded) and their monthly average prices

MONTHLY TURNOVER BY MARKETS  
IN 000 EUR - OTHER SECURITIES

	Organised market			
	Official and semi-official market	Market maker segment**	Block trades	Off-market trades*
apr.06	13,334	188,194	24,524	13,197
may.06	14,012	244,806	10,944	40,431
jun.06	15,294	223,830	8,486	27,473
jul.06	18,163	173,800	9,642	61,250
aug.06	16,790	110,512	4,297	87,251
sep.06	18,839	85,816	5,944	21,785
oct.06	16,345	68,437	10,828	11,112
nov.06	16,818	66,708	17,757	22,422
dec.06	18,652	36,734	13,334	64,423
jan.07	29,165	17,424	11,027	6,076
feb.07	24,655	70,213	6,814	91,806
mar.07	25,249	41,236	5,746	159,576
apr.07	22,738	18,258	4,846	59,538

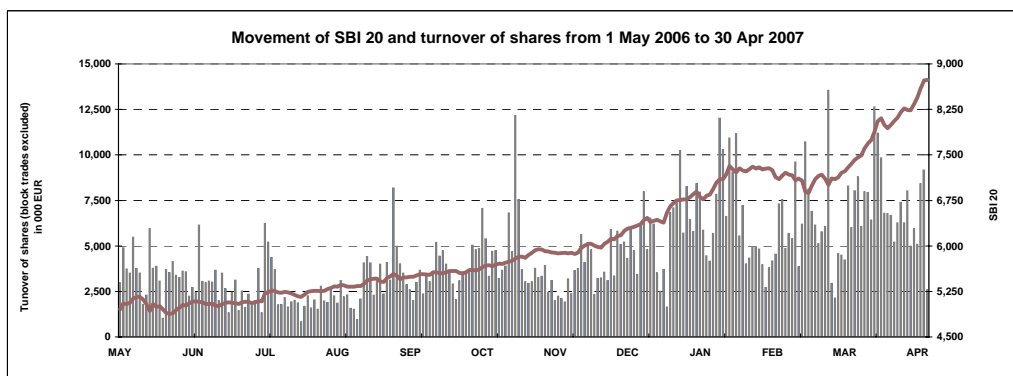
\* appreciation of off-market transactions with listed securities based on volume of off-market transaction (block and Market Maker Trading Segment trades excluded) and their monthly average prices  
\*\* special segment for trading in securities issued by Republic of Slovenia

NOMINAL RETURN

STOCK EXCHANGE INDICES	Nominal return 30 Apr 2007 / 31 Mar 2007	Nominal return 30 Apr 2007 / 30 apr 2006
Slovene Stock Exchange Index (SBI20)	13.56%	77.55%
Slovene Blue-Chip Index (SBI TOP)	11.73%	69.11%
Investment Fund Index (PIX)	5.70%	48.98%
Bond Index (BIO)	-0.30%	-1.93%

PRIME MARKET SHARES

	Turnover (in 000 EUR)	Number of bargains	Market capitalisation (in EURm)
KRKA	37,245	2,340	3,124
PETROL	12,423	936	1,268
INTEREUROPA	12,010	1,463	328
LUKA KOPER	9,435	1,267	604
GORENJE	5,493	923	437
MERCATOR	4,031	500	1,155
MERKUR	1,329	189	373
DROGA KOLINSKA	320	124	221
SKUPAJ	82,287	7,742	7,511



ISSUER

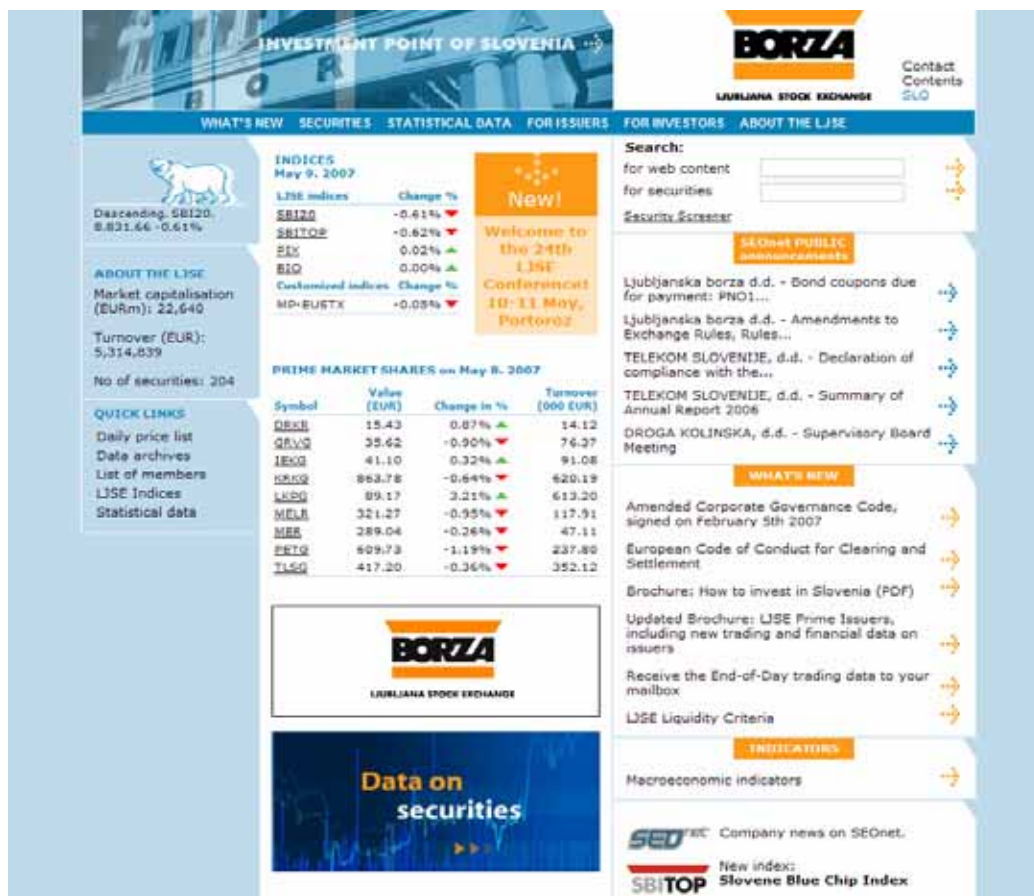
Ljubljana Stock Exchange Inc.  
Slovenska 56  
1000 Ljubljana

INFORMATIONS

E-mail:	info@ljse.si
Phone:	+386 1 47-10-211 +386 1 47-10-205
Contact persons:	Saša Cvetanović, Boštjan Šbül

STATISTICS ON WEB:

<http://www.ljse.si/cgi-bin/jve.cgi?doc=1989&sid=oW6SxKEMNaGgXs4b>



The screenshot shows the Ljubljana Stock Exchange website interface. At the top, there is a navigation bar with links for 'WHAT'S NEW', 'SECURITIES', 'STATISTICAL DATA', 'FOR ISSUERS', 'FOR INVESTORS', and 'ABOUT THE LJSE'. The main content area is divided into several sections:

- INDICES** (May 9, 2007): A table showing the performance of various Ljubljana Stock Exchange indices.
 

LJSE indices	Change %
SB120	-0.61%
SB120P	-0.62%
SB1	0.02%
SB10	0.00%
Customized indices	Change %
MD-EURTX	+0.05%
- PRIME MARKET SHARES** (on May 8, 2007): A table showing the value and turnover of prime market shares.
 

Symbol	Value (EUR)	Change in %	Turnover (000 EUR)
ORSE	15.43	0.07%	14.12
ORVQ	35.62	-0.90%	76.37
IEKQ	41.10	0.32%	91.08
HRQ	863.78	-0.64%	620.19
LEQ	89.17	3.21%	613.20
MELB	321.27	-0.95%	117.91
NEE	289.04	-0.26%	47.11
ERTQ	609.73	-1.19%	237.80
TLQ	417.20	-0.36%	352.12
- WHAT'S NEW**: A list of recent news items, including 'Amended Corporate Governance Code, signed on February 5th 2007', 'European Code of Conduct for Clearing and Settlement', and 'Brochure: How to invest in Slovenia (PDF)'. Each item has a right-pointing arrow icon.
- INDICATORS**: A section for 'Macroeconomic indicators' with a right-pointing arrow icon.
- SENET**: A section for 'Company news on SENET'.
- SB120P**: A section for 'New index: Slovene Blue Chip Index'.

On the left side of the page, there is a sidebar with a 'QUICK LINKS' section containing links for 'Daily price list', 'Data archives', 'List of members', 'LJSE Indices', and 'Statistical data'. Below the sidebar, there is a 'Data on securities' banner with a right-pointing arrow icon.

---

---

# INDEX

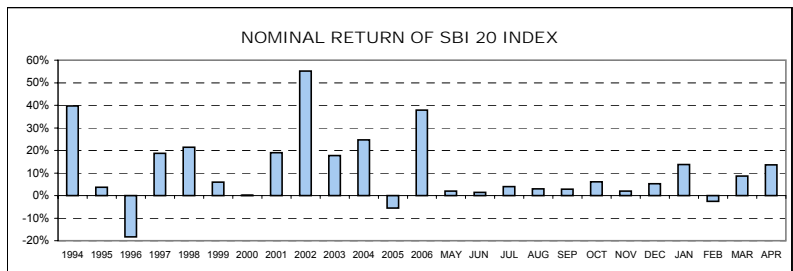
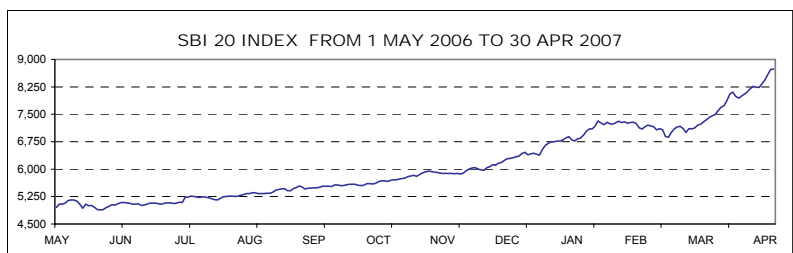
---

	Page
A) STOCK EXCHANGE INDICES	1
<b>A1) Values, yields and movements of Stock Exchange Indices</b>	1
<b>A2) Index compositions</b>	3
B) NUMBER OF ISSUERS, TRADED SECURITIES AND MEMBERS	4
C) TURNOVER	5
<b>C1) Monthly turnover by securities on official market</b>	5
<b>C2) Monthly turnover by securities on semi-official market</b>	7
<b>C3) Monthly turnover by securities on market maker trading segment</b>	10
<b>C4) Most traded securities</b>	14
<b>C5) Turnover by LJSE members</b>	15
<b>C6) Monthly turnover in 2006 and 2007</b>	17
D) MARKET CAPITALISATION	20
<b>D1) Market capitalisation of shares</b>	21
<b>D2) Market capitalisation of bonds</b>	24
<b>D3) Market capitalisation of investment funds</b>	26
E) OTHER	27
<b>E1) Indicators (shares on official market)</b>	27
<b>E2) Record values</b>	28
<b>E3) New listed securities and changes</b>	29
F) LIST OF SECURITIES	30
<b>F1) Official market</b>	30
<b>F2) Semi-official market</b>	32

## A) STOCK EXCHANGE INDICES

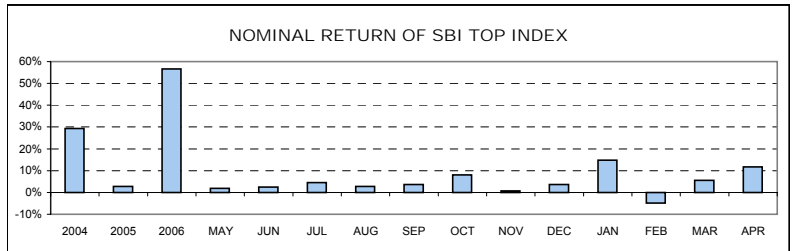
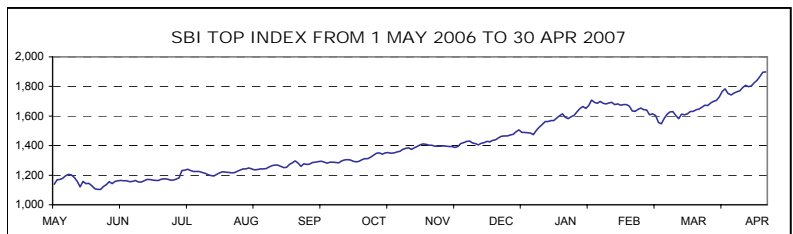
### SBI 20 - SLOVENE STOCK EXCHANGE INDEX

Year	Max	Date	Min	Date	Close	Nominal return
1994	1,804.00	10 May 1994	1,015.92	6 Jan 1994	1,396.81	39.68%
1995	1,590.17	9 Nov 1995	1,016.99	13 July 1995	1,448.75	3.72%
1996	1,589.18	13 Mar 1996	891.93	10 Sept 1996	1,183.26	-18.33%
1997	1,655.36	10 Feb 1997	1,052.44	8 Jan 1997	1,404.70	18.71%
1998	2,026.47	10 Aug 1998	1,378.49	6 Jan 1998	1,705.77	21.43%
1999	1,981.87	19 Feb 1999	1,679.48	5 Jan 1999	1,806.26	5.89%
2000	1,903.66	24 Jan 2000	1,584.23	25 May 2000	1,807.94	0.09%
2001	2,159.35	19 Dec 2001	1,700.24	25 Apr 2001	2,151.59	19.01%
2002	3,547.64	8 Nov 2002	2,140.80	3 Jan 2002	3,340.20	55.24%
2003	4,034.53	5 Dec 2003	3,067.67	3 Jul 2003	3,931.64	17.71%
2004	4,935.29	15 Nov 2004	3,922.74	5 Jan 2004	4,904.48	24.74%
2005	5,131.61	1 Feb 2005	4,301.58	28 Sep 2005	4,630.10	-5.59%
2006	6,464.80	18 Dec 2006	4,427.22	29 Mar 2006	6,382.92	37.86%
Year 2007	Max	Date	Min	Date	Close	Nominal return
January	7,317.95	30 Jan 2007	6,551.52	3 Jan 2007	7,258.09	13.71%
February	7,306.78	9 Feb 2007	7,077.89	28 Feb 2007	7,077.89	-2.48%
March	7,691.44	30 Mar 2007	6,871.51	6 Mar 2007	7,691.44	8.67%
April	8,734.54	30 Apr 2007	7,743.01	2 Apr 2007	8,734.54	13.56%



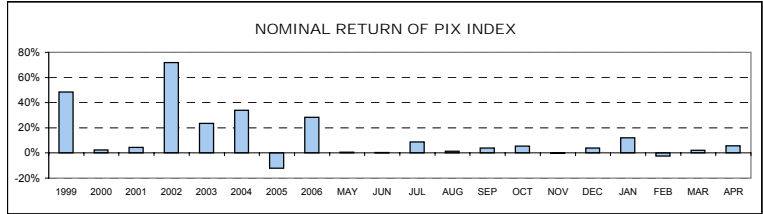
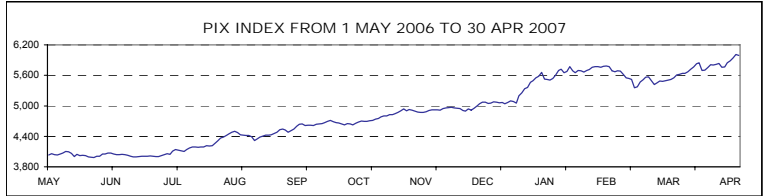
### SBI TOP - SLOVENE BLUE-CHIP INDEX

Year	Max	Date	Min	Date	Close	Nominal return
2003	730.49	4 Dec 2003	534.14	8 Jul 2003	707.94	-
2004	946.60	25 Nov 2004	706.53	5 Jan 2004	915.40	29.30%
2005	960.74	8 Dec 2005	817.33	1 Jul 2005	941.02	2.80%
2006	1,506.88	18 Dec 2006	940.16	3 Jan 2006	1,473.33	56.57%
Year 2007	Max	Date	Min	Date	Close	Nominal return
January	1,708.04	30 Jan 2007	1,501.26	3 Jan 2007	1,691.83	14.83%
February	1,698.81	2 Feb 2007	1,609.10	28 Feb 2007	1,609.10	-4.89%
March	1,698.59	30 Mar 2007	1,548.21	6 Mar 2007	1,698.59	5.56%
April	1,897.86	30 Apr 2007	1,705.87	2 Apr 2007	1,897.86	11.73%



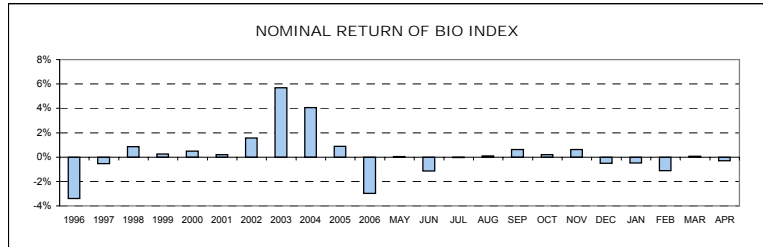
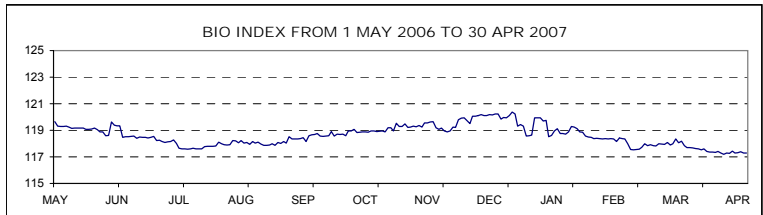
PIX - INVESTMENT FUNDS INDEX

Year	Max	Date	Min	Date	Close	Nominal return
1999	1,633.77	19 Oct 1999	965.15	29 Apr 1999	1,483.50	48.35%
2000	1,572.13	17 Jan 2000	1,097.07	25 May 2000	1,520.79	2.51%
2001	1,588.02	28 Dec 2001	1,328.44	23 May 2001	1,588.02	4.42%
2002	3,013.05	27 Nov 2002	1,551.00	3 Jan 2002	2,729.73	71.89%
2003	3,374.22	29 Dec 2003	2,558.26	12 Mar 2003	3,372.03	23.53%
2004	4,606.40	26 Nov 2004	3,367.18	5 Jan 2004	4,513.38	33.85%
2005	4,752.47	31 Jan 2005	3,893.96	22 Dec 2005	3,962.29	-12.21%
2006	5,099.52	22 Dec 2006	3,733.91	23 Mar 2006	5,084.12	28.31%
Year 2007	Max	Date	Min	Date	Close	Nominal return
January	5,774.67	30 Jan 2007	5,054.97	3 Jan 2007	5,691.50	11.95%
February	5,787.29	19 Feb 2007	5,553.58	28 Feb 2007	5,553.58	-2.42%
March	5,670.39	30 Mar 2007	5,352.82	5 Mar 2007	5,670.39	2.10%
April	6,008.59	26 Apr 2007	5,697.22	10 Apr 2007	5,993.88	5.70%



BIO - STOCK EXCHANGE BOND INDEX

Year	Max	Date	Min	Date	Close	Nominal return
1995	113.52	14 Dec 1995	100.46	5 July 1995	111.68	n.a
1996	111.96	8 Jan 1996	106.61	28 June 1996	107.89	-3.39%
1997	110.97	8 Apr 1997	104.90	29 Jan 1997	107.31	-0.54%
1998	108.22	30 Dec 1998	101.68	25 May 1998	108.22	0.85%
1999	110.52	4 Feb 1999	104.53	16 Aug 1999	108.50	0.26%
2000	109.63	15 Dec 2000	103.96	9 June 2000	109.03	0.49%
2001	110.08	17 Sept 2001	107.81	21 Mar 2001	109.25	0.20%
2002	111.06	27 Dec 2002	107.17	12 Mar 2002	110.96	1.56%
2003	118.14	21 Nov 2003	110.20	24 Jan 2003	117.27	5.68%
2004	122.27	27 Dec 2004	116.28	14 Jan 2004	122.04	4.07%
2005	123.41	7 Oct 2005	120.63	20 Jan 2005	123.11	0.88%
2006	122.78	3 Jan 2006	117.58	7 Jul 2006	119.44	-2.98%
Year 2007	Max	Date	Min	Date	Close	Nominal return
January	119.95	9 Jan 2007	118.52	16 Jan 2007	118.87	-0.48%
February	118.85	1 Feb 2007	117.54	28 Feb 2007	117.54	-1.12%
March	118.36	21 Mar 2007	117.56	1 Mar 2007	117.63	0.08%
April	117.61	4 Apr 2007	117.20	17 Apr 2007	117.28	-0.30%



## A2) INDEX COMPOSITIONS

### COMPOSITION OF SLOVENE STOCK EXCHANGE INDEX - SBI 20 ON 30 APR 2007

Issuer	Trading code	Adjusted number of shares	Base value in EUR	Adjusted share	Sector	Market capitalisation (free float) of index on 30 Apr 2007	Sector share
KRKA	KRKG	606,109	162.48	15.00%	pharmaceuticals	534,442,672	12.75%
PETROL	PETG	954,981	120.41	15.00%	oil and gas	580,580,699	13.85%
TELEKOM SLOVENIJE	TLSG	1,455,865	292.70	15.00%	telecommunication	592,274,999	14.13%
MERCATOR	MELR	1,437,573	24.46	9.76%	trade	441,119,275	15.32%
LUKA KOPER	LKPG	4,138,622	12.50	7.52%	transport	350,168,807	14.89%
GORENJE	GRVG	7,943,079	10.23	6.97%	household appliances	284,600,521	6.79%
SAVA	SAVA	935,953	83.57	6.57%	industrial conglomerates	279,569,161	11.86%
PIVOVARNA LAŠKO	PILR	4,292,065	27.19	5.53%	food and beverages	265,936,347	7.32%
ISTRABENZ	ITBG	2,683,921	14.61	3.89%	industrial conglomerates	217,880,707	
INTEREUROPA	IEKG	4,747,177	21.69	3.77%	transport	196,817,958	
MERKUR	MER	512,488	94.79	3.38%	trade	145,592,716	
HELIOS, DOMŽALE	HDOG	88,811	795.68	3.22%	chemical products	129,868,325	3.10%
AERODROM LJUBLJANA	AELG	898,446	47.93	1.65%	transport	77,140,574	
LESNINA	MILG	30,487	1,751.61	1.57%	trade	55,791,210	
ŽITO	ZTOG	185,313	213.00	1.16%	food and beverages	40,809,629	
<b>Market capitalisation of index</b>						<b>4,192,593,600</b>	
<b>Share of market capitalisation of shares in index</b>							<b>28.30%</b>

### COMPOSITION OF SLOVENE BLUE-CHIP INDEX - SBI TOP ON 30 APR 2007

Issuer	Trading code	Adjusted number of shares	Base value in EUR	Adjusted share	Sector	Market capitalisation (free float) of index on 30 Apr 2007	Sector share
KRKA	KRKG	1,484,150	162.48	30.00%	pharmaceuticals	1,308,664,104	26.31%
PETROL	PETG	1,469,875	120.41	18.86%	oil and gas	893,610,506	17.97%
TELEKOM SLOVENIJE	TLSG	1,806,046	292.70	15.20%	telecommunication	734,735,634	14.77%
MERCATOR	MELR	1,437,573	24.46	7.97%	trade	441,119,275	8.87%
LUKA KOPER	LKPG	4,138,622	61.67	6.14%	transport	350,168,807	11.00%
GORENJE	GRVG	7,943,079	10.23	5.69%	household appliances	284,600,521	5.72%
SAVA	SAVA	935,953	238.29	5.36%	industrial conglomerates	279,569,161	10.00%
PIVOVARNA LAŠKO	PILR	4,292,065	27.19	4.51%	food and beverages	265,936,347	5.35%
ISTRABENZ	ITBG	2,683,921	49.22	3.18%	industrial conglomerates	217,880,707	
INTEREUROPA	IEKG	4,747,177	26.98	3.08%	transport	196,817,958	
<b>Market capitalisation of index</b>						<b>4,973,103,021</b>	
<b>Share of market capitalisation of shares in index</b>							<b>33.57%</b>

### COMPOSITION OF INVESTMENT FUNDS INDEX - PIX ON 30 APR 2007

Issuer	Trading code	Adjusted number of shares	Base value in EUR	Adjusted share	Market capitalisation of index on 30 Apr 2007
NFD 1 DELNIŠKI INVESTICIJSKI SKLAD	NF1N	19,663,233	0.153	15.00%	42,865,848
MAKSIMA ID	MAIR	2,996,444	7.27	15.00%	41,920,252
KD ID	KDIR	3,679,991	2.69	15.00%	43,276,694
INFOND ID	IFIR	3,343,748	7.39	15.00%	46,009,972
KRONA SENIOR ID	SNOG	4,249,795	7.00	15.00%	40,373,053
ZVON ENA ID	ZVIR	2,277,577	10.53	13.45%	38,741,585
INFOND ID 1	IFDR	4,956,471	5.14	11.55%	31,225,767
<b>Market capitalisation of index</b>					<b>284,413,171</b>
<b>Share of market capitalisation (inv.funds) in index</b>					<b>34.74%</b>

### COMPOSITION OF STOCK EXCHANGE BOND INDEX - BIO ON 30 APR 2007

Bonds	Trading code	Base value	Share
SLOVENSKA ODŠKODNINSKA DRUŽBA 2 <sup>nd</sup> ISSUE	SOS2E	104.03	50.00%
REPUBLIKA SLOVENIJA 39 <sup>th</sup> ISSUE	RS39	99.07	28.21%
REPUBLIKA SLOVENIJA 58 <sup>th</sup> ISSUE	RS58	99.50	11.08%
REPUBLIKA SLOVENIJA 61 <sup>st</sup> ISSUE	RS61	97.4	6.11%
REPUBLIKA SLOVENIJA 38 <sup>th</sup> ISSUE	RS38	118.39	4.59%

## B) NUMBER OF ISSUERS, TRADED SECURITIES AND MEMBERS

	30 Apr 2006	31 Dec 2006	31 Mar 2007	30 Apr 2007
<b>NUMBER OF ISSUERS</b>	<b>144</b>	<b>130</b>	<b>127</b>	<b>127</b>
<b>Official market</b>	<b>34</b>	<b>39</b>	<b>40</b>	<b>40</b>
Prime market shares	7	8	8	8
Shares	19	20	20	20
Bonds	8	11	12	12
Mutual funds		2	2	2
<b>Semi-official market</b>	<b>117</b>	<b>90</b>	<b>87</b>	<b>87</b>
Shares	89	72	70	70
Bonds	21	12	11	11
Investment companies	8	7	7	7
<b>Short term securities</b>	<b>1</b>	<b>1</b>	<b>1</b>	<b>1</b>
	30 Apr 2006	31 Dec 2006	31 Mar 2007	30 Apr 2007
<b>NUMBER OF SECURITIES</b>	<b>221</b>	<b>205</b>	<b>203</b>	<b>203</b>
<b>Official market</b>	<b>84</b>	<b>103</b>	<b>104</b>	<b>104</b>
Prime market shares	7	8	8	8
Shares	19	20	20	20
Bonds	58	72	73	73
Mutual funds	-	3	3	3
<b>Semi-official market</b>	<b>137</b>	<b>102</b>	<b>99</b>	<b>99</b>
Shares	91	74	72	72
Bonds	38	21	20	20
Investment companies	8	7	7	7
<b>Short term securities</b>	<b>10</b>	<b>10</b>	<b>10</b>	<b>8</b>
	30 Apr 2006	31 Dec 2006	31 Mar 2007	30 Apr 2007
<b>NUMBER OF MEMBERS</b>	<b>26</b>	<b>24</b>	<b>24</b>	<b>24</b>

## C) TURNOVER

### C1) TURNOVER BY SECURITIES ON OFFICIAL MARKET IN APRIL 2007

#### 1. Shares

Issue	Total (block trades excluded) (in EUR)	Block trades (in EUR)	Cross trades (in EUR)	Share in total turnover (block trades excluded) on official market	Share in turnover (block trades excluded) of shares	Volume in pieces (block trades excluded)	Number of bargains (block trades excluded)
<b>Total shares</b>	<b>120,828,324</b>	<b>34,422,174</b>	<b>7,497,657</b>	<b>90.10%</b>	<b>100.00%</b>	<b>1,069,053</b>	<b>11,950</b>
<b>Common shares</b>	<b>120,814,774</b>	<b>34,422,174</b>	<b>7,493,175</b>	<b>90.09%</b>	<b>99.99%</b>	<b>1,068,648</b>	<b>11,939</b>
<b>PRIME MARKET SHARES</b>	<b>82,286,590</b>	<b>17,108,932</b>	<b>5,042,176</b>	<b>61.36%</b>	<b>68.10%</b>	<b>694,659</b>	<b>7,742</b>
1 KRKA	37,245,404	7,138,068	1,312,015	27.77%	30.83%	43,428	2,340
2 PETROL	12,423,462	5,805,506	653,758	9.26%	10.28%	21,578	936
3 INTEREUROPA	12,009,761	416,113	806,244	8.96%	9.94%	315,294	1,463
4 LUKA KOOPER	9,434,959	1,509,888	1,272,369	7.04%	7.81%	118,323	1,267
5 GORENJE	5,493,337	2,079,757	790,810	4.10%	4.55%	154,825	923
6 MERCATOR	4,030,590	159,600	80,875	3.01%	3.34%	15,082	500
7 MERKUR	1,328,973	0	110,720	0.99%	1.10%	5,116	189
8 DROGA KOLINSKA	320,104	0	15,385	0.24%	0.26%	21,013	124
<b>SHARES</b>	<b>38,528,184</b>	<b>17,313,242</b>	<b>2,450,999</b>	<b>28.73%</b>	<b>31.89%</b>	<b>373,989</b>	<b>4,197</b>
1 TELEKOM SLOVENIJE	14,901,042	2,197,130	946,685	11.11%	12.33%	38,272	939
2 PIVOVARNA LAŠKO	9,940,903	13,016,409	452,668	7.41%	8.23%	181,245	838
3 ISTRABENZ	4,348,885	1,732,876	181,932	3.24%	3.60%	61,910	836
4 SAVA	4,298,867	0	183,318	3.21%	3.56%	14,643	581
5 AERODROM LJUBLJANA	1,206,449	0	167,759	0.90%	1.00%	15,533	414
6 SALUS, LJUBLJANA	869,035	0	178,509	0.65%	0.72%	1,041	85
7 ISKRA AVTOELEKTRIKA	716,979	0	28,427	0.53%	0.59%	12,784	98
8 ACH	708,402	170,586	18,824	0.53%	0.59%	12,780	99
9 ŽITO	618,460	0	65,966	0.46%	0.51%	2,865	149
10 ETOL	358,646	0	66,616	0.27%	0.30%	2,425	30
11 GEODETSKI ZAVOD SLOVENIJE	320,978	0	136,650	0.24%	0.27%	24,617	34
12 TERME ČATEŽ	108,805	0	2,700	0.08%	0.09%	493	29
13 DELO	69,513	0	18,626	0.05%	0.06%	520	21
14 DELO PRODAJA	32,251	196,241	1,352	0.02%	0.03%	1,293	14
15 EMONA OBALA	13,137	0	280	0.01%	0.01%	1,799	12
16 COMET	5,947	0	0	0.00%	0.00%	500	8
17 MLINOTEST	5,343	0	687	0.00%	0.00%	943	8
18 NIKA	4,542	0	0	0.00%	0.00%	326	2
19 KOMPAS MTS	0	0	0	0.00%	0.00%	0	0
<b>Preferred shares</b>	<b>13,550</b>	<b>0</b>	<b>4,482</b>	<b>0.01%</b>	<b>0.01%</b>	<b>405</b>	<b>11</b>
1 PROBANKA	13,550	0	4,482	0.01%	0.01%	405	11



## 2. Bonds

Issue	Total (block trades excluded) (in EUR)	Block trades (in EUR)	Cross trades (in EUR)	Share in total turnover (block trades excluded) on official market	Share in turnover (block trades excluded) of bonds	Volume in pieces (block trades excluded)	Number of bargains (block trades excluded)
<b>Total bonds</b>	<b>2,648,036</b>	<b>3,852,203</b>	<b>1,607,570</b>	<b>1.97%</b>	<b>100.00%</b>	<b>168,895</b>	<b>311</b>
1 NOVA KBM 7 <sup>th</sup> ISSUE	700,864	0	700,864	0.52%	26.47%	1,710	2
2 REPUBLIKA SLOVENIJA 21 <sup>st</sup> ISSUE	487,357	498,513	416,954	0.36%	18.40%	17,065	13
3 REPUBLIKA SLOVENIJA 39 <sup>th</sup> ISSUE	228,065	0	51,282	0.17%	8.61%	137,982	164
4 NLB 15 <sup>th</sup> ISSUE	168,882	554,412	168,882	0.13%	6.38%	396	3
5 NLB 11 <sup>th</sup> ISSUE	151,350	0	0	0.11%	5.72%	150	1
6 STANOVANJSKI SKLAD RS 3 <sup>rd</sup> ISSUE	123,334	0	0	0.09%	4.66%	500	1
7 REPUBLIKA SLOVENIJA 57 <sup>th</sup> ISSUE	122,177	0	0	0.09%	4.61%	2,800	5
8 REPUBLIKA SLOVENIJA 53 <sup>rd</sup> ISSUE	118,526	0	105,304	0.09%	4.48%	1,140	15
9 PROBANKA 7 <sup>th</sup> ISSUE	87,720	0	0	0.07%	3.31%	860	3
10 REPUBLIKA SLOVENIJA 48 <sup>th</sup> ISSUE	85,070	489,120	21,506	0.06%	3.21%	833	4
11 REPUBLIKA SLOVENIJA 29 <sup>th</sup> ISSUE	76,100	164,162	31,332	0.06%	2.87%	733	11
12 REPUBLIKA SLOVENIJA 29 <sup>th</sup> ISSUE	69,193	0	20,643	0.05%	2.61%	668	8
13 REPUBLIKA SLOVENIJA 38 <sup>th</sup> ISSUE	44,969	0	10,288	0.03%	1.70%	411	12
14 REPUBLIKA SLOVENIJA 50 <sup>th</sup> ISSUE	30,754	0	30,150	0.02%	1.16%	306	2
15 REPUBLIKA SLOVENIJA 58 <sup>th</sup> ISSUE	24,133	0	455	0.02%	0.91%	584	23
16 REPUBLIKA SLOVENIJA 61 <sup>st</sup> ISSUE	23,133	0	0	0.02%	0.87%	569	4
17 REPUBLIKA SLOVENIJA 54 <sup>th</sup> ISSUE	22,518	827,903	20,243	0.02%	0.85%	500	2
18 STANOVANJSKI SKLAD RS 2 <sup>nd</sup> ISSUE	12,207	0	1,660	0.01%	0.46%	66	5
19 ABANKA 6 <sup>th</sup> ISSUE	11,509	0	0	0.01%	0.43%	112	3
20 STANOVANJSKI SKLAD RS 1 <sup>st</sup> ISSUE	10,973	0	10,413	0.01%	0.41%	660	2
21 REPUBLIKA SLOVENIJA 56 <sup>th</sup> ISSUE	10,579	0	0	0.01%	0.40%	253	1
22 REPUBLIKA SLOVENIJA 49 <sup>th</sup> ISSUE	7,022	0	2,343	0.01%	0.27%	18	6
23 REPUBLIKA SLOVENIJA 62 <sup>nd</sup> ISSUE	6,650	0	0	0.00%	0.25%	166	3
24 POŠTNA BANKA SLOVENIJE 6 <sup>th</sup> ISSUE	6,522	0	6,522	0.00%	0.25%	15	1
25 REPUBLIKA SLOVENIJA 52 <sup>nd</sup> ISSUE	5,057	0	0	0.00%	0.19%	119	4
26 REPUBLIKA SLOVENIJA 18 <sup>th</sup> ISSUE	4,761	0	2,691	0.00%	0.18%	46	3
27 ABANKA 4 <sup>th</sup> ISSUE	2,500	0	2,500	0.00%	0.09%	25	2
28 PROBANKA 6 <sup>th</sup> ISSUE	2,026	0	2,026	0.00%	0.08%	20	1
29 REPUBLIKA SLOVENIJA 59 <sup>th</sup> ISSUE	1,624	0	0	0.00%	0.06%	39	3
30 BTC 1 <sup>st</sup> ISSUE	949	0	0	0.00%	0.04%	125	2
31 REPUBLIKA SLOVENIJA 32 <sup>nd</sup> ISSUE	943	0	943	0.00%	0.04%	9	1
32 BANKA VIPA 5 <sup>th</sup> ISSUE	569	0	569	0.00%	0.02%	15	1
33 ABANKA VIPA 8 <sup>th</sup> ISSUE	0	0	0	0.00%	0.00%	0	0
34 NOVA KBM 5 <sup>th</sup> ISSUE	0	0	0	0.00%	0.00%	0	0
35 ABANKA VIPA 7 <sup>th</sup> ISSUE	0	0	0	0.00%	0.00%	0	0
36 REPUBLIKA SLOVENIJA 60 <sup>th</sup> ISSUE	0	0	0	0.00%	0.00%	0	0
37 HOTELI BERNARDIN	0	0	0	0.00%	0.00%	0	0
38 PROBANKA 8 <sup>th</sup> ISSUE	0	0	0	0.00%	0.00%	0	0
39 NLB 14 <sup>th</sup> ISSUE	0	300,000	0	0.00%	0.00%	0	0
40 BANKA CELJE 6 <sup>th</sup> ISSUE A SERIES	0	0	0	0.00%	0.00%	0	0
41 NLB 21 <sup>st</sup> ISSUE	0	0	0	0.00%	0.00%	0	0
42 NLB 18 <sup>th</sup> ISSUE	0	0	0	0.00%	0.00%	0	0
43 NLB 22 <sup>nd</sup> ISSUE	0	0	0	0.00%	0.00%	0	0
44 POSLOVNI SISTEM MERCATOR	0	0	0	0.00%	0.00%	0	0
45 ABANKA VIPA 11 <sup>th</sup> ISSUE	0	410,623	0	0.00%	0.00%	0	0
46 NLB 12 <sup>nd</sup> ISSUE	0	0	0	0.00%	0.00%	0	0
47 NLB 16 <sup>th</sup> ISSUE	0	0	0	0.00%	0.00%	0	0
48 NLB 13 <sup>th</sup> ISSUE	0	0	0	0.00%	0.00%	0	0
49 NLB 8 <sup>th</sup> ISSUE	0	0	0	0.00%	0.00%	0	0
50 NLB 20 <sup>th</sup> ISSUE	0	0	0	0.00%	0.00%	0	0
51 NLB 10 <sup>th</sup> ISSUE	0	0	0	0.00%	0.00%	0	0
52 NOVA KBM 8 <sup>th</sup> ISSUE	0	0	0	0.00%	0.00%	0	0
53 ABANKA VIPA 13 <sup>th</sup> ISSUE	0	0	0	0.00%	0.00%	0	0
54 ABANKA VIPA 12 <sup>th</sup> ISSUE	0	0	0	0.00%	0.00%	0	0
55 BANKA VIPA 7 <sup>th</sup> ISSUE	0	0	0	0.00%	0.00%	0	0
56 BANKA CELJE 8 <sup>th</sup> ISSUE	0	0	0	0.00%	0.00%	0	0
57 BANKA CELJE 9 <sup>th</sup> ISSUE	0	0	0	0.00%	0.00%	0	0
58 POŠTNA BANKA SLOVENIJE 5 <sup>th</sup> ISSUE	0	0	0	0.00%	0.00%	0	0
59 REPUBLIKA SLOVENIJA 33 <sup>rd</sup> ISSUE	0	0	0	0.00%	0.00%	0	0
60 NLB 19 <sup>th</sup> ISSUE	0	607,470	0	0.00%	0.00%	0	0
61 REPUBLIKA SLOVENIJA 23 <sup>rd</sup> ISSUE	0	0	0	0.00%	0.00%	0	0
62 ABANKA VIPA 10 <sup>th</sup> ISSUE	0	0	0	0.00%	0.00%	0	0
63 REPUBLIKA SLOVENIJA 44 <sup>th</sup> ISSUE	0	0	0	0.00%	0.00%	0	0
64 PROBANKA 4 <sup>th</sup> ISSUE	0	0	0	0.00%	0.00%	0	0
65 FACTOR BANKA 14 <sup>th</sup> ISSUE	0	0	0	0.00%	0.00%	0	0
66 NLB 17 <sup>th</sup> ISSUE	0	0	0	0.00%	0.00%	0	0
67 POŠTNA BANKA SLOVENIJE 7 <sup>th</sup> ISSUE	0	0	0	0.00%	0.00%	0	0
68 BANKA VIPA 6 <sup>th</sup> ISSUE	0	0	0	0.00%	0.00%	0	0
69 BANKA CELJE 7 <sup>th</sup> ISSUE	0	0	0	0.00%	0.00%	0	0
70 BANKA VIPA 4 <sup>th</sup> ISSUE	0	0	0	0.00%	0.00%	0	0
71 ABANKA VIPA 9 <sup>th</sup> ISSUE	0	0	0	0.00%	0.00%	0	0
72 NOVA KBM 6 <sup>th</sup> ISSUE	0	0	0	0.00%	0.00%	0	0
73 POŠTNA BANKA SLOVENIJE 2 <sup>nd</sup> ISSUE	0	0	0	0.00%	0.00%	0	0
<b>Total official market (shares and bonds)</b>	<b>123,476,360</b>	<b>38,274,377</b>	<b>9,105,227</b>	<b>92.07%</b>	<b>-</b>	<b>1,237,948</b>	<b>12,261</b>

### 3. Mutual funds

Issue	Total (block trades excluded) (in EUR)	Block trades (in EUR)	Cross trades (in EUR)	Share in total turnover (block trades excluded) on official market	Share in turnover (block trades excluded) of mutual funds	Volume in pieces (block trades excluded)	Number of bargains (block trades excluded)
<b>Total mutual funds</b>	<b>10,634,731</b>	<b>0</b>	<b>3,210,320</b>	<b>7.93%</b>	<b>100.00%</b>	<b>1,735,071</b>	<b>2,037</b>
1 MP-BALKAN.SI	9,281,389	0	2,642,846	6.92%	87.27%	105,875	1,682
2 PROBANKA GLOBALNI NALOŽBENI SKLAD	1,274,399	0	531,837	0.95%	11.98%	1,618,015	315
3 MP-EUROSTOCK.SI	78,943	0	35,637	0.06%	0.74%	11,181	40
<b>Total official market</b>	<b>134,111,091</b>	<b>38,274,377</b>	<b>12,315,547</b>	<b>100.00%</b>	<b>-</b>	<b>2,973,019</b>	<b>14,298</b>

## C2) TURNOVER BY SECURITIES ON SEMI-OFFICIAL MARKET IN APRIL 2007

### 1. Shares (1)

Issue	Total (block trades excluded) (in EUR)	Block trades (in EUR)	Cross trades (in EUR)	Share in total turnover (block trades excluded) on semi-official market	Share in turnover (block trades excluded) of shares	Volume in pieces (block trades excluded)	Number of bargains (block trades excluded)
<b>Total shares</b>	<b>8,758,994</b>	<b>16,115,117</b>	<b>1,198,458</b>	<b>48.09%</b>	<b>100.00%</b>	<b>592,014</b>	<b>3,534</b>
<b>Total common shares</b>	<b>8,730,020</b>	<b>16,115,117</b>	<b>1,198,342</b>	<b>47.93%</b>	<b>99.67%</b>	<b>591,248</b>	<b>3,462</b>
1 HELIOS, DOMŽALE	2,780,826	551,678	528,281	15.27%	31.75%	2,009	164
2 ETRA 33	1,078,872	2,927,880	5,709	5.92%	12.32%	1,999	146
3 INFOND HOLDING	960,706	143,350	75,832	5.27%	10.97%	164,457	286
4 LESNINA	810,200	0	47,442	4.45%	9.25%	438	55
5 KD HOLDING	588,337	0	302,731	3.23%	6.72%	9,596	243
6 NFD HOLDING	364,329	6,245,504	51,488	2.00%	4.16%	82,441	410
7 ZVON ENA HOLDING	317,015	4,258,609	18,203	1.74%	3.62%	25,477	210
8 JUTEKS	294,877	1,406,874	4,988	1.62%	3.37%	2,452	77
9 CINKARNA CELJE	221,069	0	31,819	1.21%	2.52%	1,535	68
10 BELINKA	213,048	0	0	1.17%	2.43%	8,195	28
11 ZVON DVA HOLDING	208,923	0	10,655	1.15%	2.39%	87,921	261
12 ZLATA MONETA II	139,774	0	5,883	0.77%	1.60%	55,599	103
13 PLAMA - PUR	111,371	0	10,053	0.61%	1.27%	7,120	28
14 TRIGLAV NALOŽBE	81,862	0	9,878	0.45%	0.93%	42,784	208
15 AKTIVA NALOŽBE	64,168	581,222	25,076	0.35%	0.73%	15,233	116
16 TOSAMA	58,570	0	7,330	0.32%	0.67%	1,087	26
17 MELAMIN	40,925	0	0	0.22%	0.47%	1,238	22
18 LIP BLEĐ	38,799	0	13,402	0.21%	0.44%	4,576	17
19 MAKSIMA HOLDING	34,574	0	2,514	0.19%	0.39%	8,218	143
20 MAKSIMA INVEST	30,371	0	1,071	0.17%	0.35%	11,341	172
21 KD GROUP	28,381	0	0	0.16%	0.32%	56	7
22 CENTER NALOŽBE	19,853	0	733	0.11%	0.23%	7,611	233
23 MERCATA	19,214	0	1,979	0.11%	0.22%	3,902	41
24 INLES	17,935	0	1,352	0.10%	0.20%	4,551	10
25 JAVOR PIVKA	17,934	0	2,220	0.10%	0.20%	4,175	26
26 CETIS	17,082	0	2,825	0.09%	0.20%	157	18
27 MIP	15,032	0	0	0.08%	0.17%	2,733	9
28 SLOVENIJALES	14,559	0	2,374	0.08%	0.17%	269	16
29 MARINA PORTOROŽ	12,640	0	0	0.07%	0.14%	160	4
30 ALPETOUR POTOVALNA AGENCIJA	11,434	0	7,712	0.06%	0.13%	797	12
31 HRAM HOLDING	10,975	0	1,064	0.06%	0.13%	4,074	28
32 NAMA	9,260	0	0	0.05%	0.11%	499	5
33 GORENJSKI TISK	7,972	0	7,972	0.04%	0.09%	519	1
34 VIZIJA HOLDING	7,806	0	530	0.04%	0.09%	2,640	23
35 VIPA HOLDING	7,644	0	1,585	0.04%	0.09%	1,976	29
36 MITOL SEŽANA	7,266	0	1,850	0.04%	0.08%	403	4
37 VIZIJA HOLDING ENA	7,081	0	475	0.04%	0.08%	2,523	24
38 M1	6,323	0	755	0.03%	0.07%	2,798	42
39 MODRA LINIJA HOLDING	6,179	0	3,471	0.03%	0.07%	1,601	50
40 ZDRAVILIŠČE ROGAŠKA	6,068	0	525	0.03%	0.07%	6,136	15
41 NIKO	5,790	0	2,295	0.03%	0.07%	22	4
42 KRONA HOLDING	5,665	0	2,116	0.03%	0.06%	2,553	18
43 TRDNJAVA HOLDING	5,634	0	0	0.03%	0.06%	4,313	20
44 ALPOS	5,269	0	1,706	0.03%	0.06%	120	7
45 GRAND HOTEL UNION	4,005	0	2,081	0.02%	0.05%	353	4
46 GEA	4,000	0	0	0.02%	0.05%	1,000	1
47 DZS	2,800	0	0	0.02%	0.03%	100	4
48 MKT PRINT	1,974	0	0	0.01%	0.02%	141	2
49 MEDVEŠEK PUŠNIK	1,789	0	0	0.01%	0.02%	10	2
50 RTC KRVAVEC	989	0	301	0.01%	0.01%	230	3

## 1. Shares (2)

Issue	Total (block trades excluded) (in EUR)	Block trades (in EUR)	Cross trades (in EUR)	Share in total turnover (block trades excluded) on semi-official market	Share in turnover (block trades excluded) of shares	Volume in pieces (block trades excluded)	Number of bargains (block trades excluded)
51 LIZ INŽENIRING	900	0	7	0.00%	0.01%	128	6
52 TERME DOBRNA	752	0	0	0.00%	0.01%	150	1
53 TEKSTINA	521	0	35	0.00%	0.01%	588	4
54 SWATY	352	0	0	0.00%	0.00%	8	2
55 TRDNJAVA I HOLDING	258	0	0	0.00%	0.00%	190	2
56 VELANA	44	0	0	0.00%	0.00%	40	1
57 JATA EMONA	24	0	24	0.00%	0.00%	6	1
58 JADRAN	0	0	0	0.00%	0.00%	0	0
59 KOŠAKI TMI	0	0	0	0.00%	0.00%	0	0
60 GORIŠKE OPEKARNE	0	0	0	0.00%	0.00%	0	0
61 ŽELEZARNA RAVNE - MONTER DRAVOGRAD	0	0	0	0.00%	0.00%	0	0
62 TOVARNA SLADKORJA ORMOŽ	0	0	0	0.00%	0.00%	0	0
63 ELMO	0	0	0	0.00%	0.00%	0	0
64 INTERTRADE ITA	0	0	0	0.00%	0.00%	0	0
65 HIDROTEHNIK	0	0	0	0.00%	0.00%	0	0
66 SIJAJ HRASTNIK	0	0	0	0.00%	0.00%	0	0
67 GEA COLLEGE	0	0	0	0.00%	0.00%	0	0
68 JELEN GOSTINSKO PODJETJE	0	0	0	0.00%	0.00%	0	0
69 FOND INVEST	0	0	0	0.00%	0.00%	0	0
<b>Preferred shares</b>	<b>28,974</b>	<b>0</b>	<b>116</b>	<b>0.16%</b>	<b>0.33%</b>	<b>766</b>	<b>72</b>
1 KD HOLDING	28,974	0	116	0.16%	0.33%	766	72
2 PRVA POKOJNINSKA DRUŽBA	0	0	0	0.00%	0.00%	0	0
3 ZDRAVILIŠČE ROGAŠKA	0	0	0	0.00%	0.00%	0	0

## 2. Bonds

Issue	Total (block trades excluded) (in EUR)	Block trades (in EUR)	Cross trades (in EUR)	Share in total turnover (block trades excluded) on semi-official market	Share in turnover (block trades excluded) of bonds	Volume in pieces (block trades excluded)	Number of bargains (block trades excluded)
<b>Total bonds</b>	<b>2,390,031</b>	<b>0</b>	<b>270,829</b>	<b>13.12%</b>	<b>100.00%</b>	<b>48,663</b>	<b>285</b>
1 SLOVENSKA ODŠKODNINSKA DRUŽBA 2 <sup>nd</sup> ISSUE	2,386,119	0	266,917	13.10%	99.84%	48,659	284
2 FACTOR BANKA 9 <sup>th</sup> ISSUE	3,912	0	3,912	0.02%	0.16%	4	1
3 FACTOR BANKA 10 <sup>th</sup> ISSUE	0	0	0	0.00%	0.00%	0	0
4 FACTOR BANKA 6 <sup>th</sup> ISSUE	0	0	0	0.00%	0.00%	0	0
5 CIMOS 1 <sup>st</sup> ISSUE	0	0	0	0.00%	0.00%	0	0
6 DEOS 1 <sup>st</sup> ISSUE	0	0	0	0.00%	0.00%	0	0
7 FACTOR BANKA 11 <sup>th</sup> ISSUE	0	0	0	0.00%	0.00%	0	0
8 DARS 2 <sup>nd</sup> ISSUE	0	0	0	0.00%	0.00%	0	0
9 KD HOLDING 1 <sup>st</sup> ISSUE	0	0	0	0.00%	0.00%	0	0
10 DARS 3 <sup>rd</sup> ISSUE	0	0	0	0.00%	0.00%	0	0
11 FACTOR BANKA 12 <sup>th</sup> ISSUE	0	0	0	0.00%	0.00%	0	0
12 KD HOLDING 2 <sup>nd</sup> ISSUE	0	0	0	0.00%	0.00%	0	0
13 FACTOR BANKA 13 <sup>th</sup> ISSUE	0	0	0	0.00%	0.00%	0	0
14 SIP STROJNA INDUSTRIJA 1 <sup>st</sup> ISSUE B SERIES	0	0	0	0.00%	0.00%	0	0
15 ZAVAROVALNICA TRIGLAV 1 <sup>st</sup> ISSUE	0	0	0	0.00%	0.00%	0	0
16 BANKA ZASAVJE 3 <sup>rd</sup> ISSUE	0	0	0	0.00%	0.00%	0	0
17 POTEZA NALOŽBE	0	0	0	0.00%	0.00%	0	0
18 DARS	0	0	0	0.00%	0.00%	0	0
19 FMR	0	0	0	0.00%	0.00%	0	0
20 FACTOR BANKA 8 <sup>th</sup> ISSUE	0	0	0	0.00%	0.00%	0	0
<b>Total semi-official market (shares and bonds)</b>	<b>11,149,025</b>	<b>16,115,117</b>	<b>1,469,287</b>	<b>61.21%</b>	<b>-</b>	<b>640,677</b>	<b>3,819</b>

### 3. Investment companies

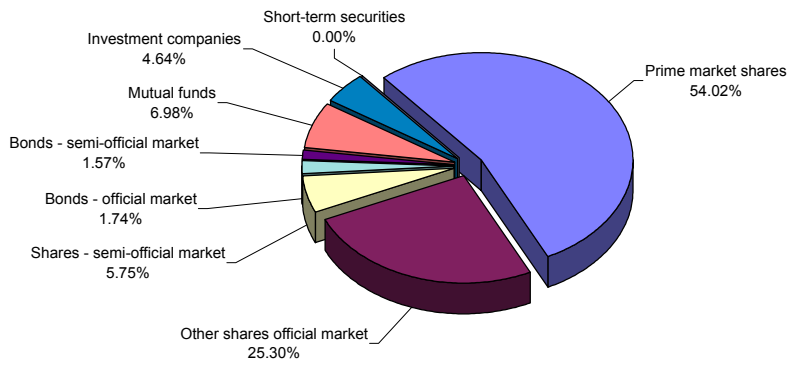
Issue	Total (block trades excluded) (in EUR)	Block trades (in EUR)	Cross trades (in EUR)	Share in total turnover (block trades excluded) on semi-official market	Share in turnover (block trades excluded) of investment companies	Volume in pieces (block trades excluded)	Number of bargains (block trades excluded)
<b>Total investment companies</b>	<b>7,065,570</b>	<b>994,064</b>	<b>508,272</b>	<b>38.79%</b>	<b>100.00%</b>	<b>1,511,221</b>	<b>2,424</b>
1 NFD 1 DELNIŠKI INVESTICIJSKI SKLAD	2,302,456	868,640	81,566	12.64%	32.59%	1,074,371	550
2 INFOND ID	1,354,136	125,424	93,205	7.43%	19.17%	105,394	369
3 KD ID	1,102,768	0	66,224	6.05%	15.61%	96,910	396
4 KRONA SENIOR ID	867,245	0	71,615	4.76%	12.27%	91,591	152
5 MAKSIMA ID	786,650	0	120,064	4.32%	11.13%	57,687	411
6 INFOND ID 1	465,727	0	44,317	2.56%	6.59%	74,102	313
7 ZVON ENA ID	186,588	0	31,281	1.02%	2.64%	11,166	233
<b>Short-term securities</b>	<b>0</b>	<b>0</b>	<b>0</b>	<b>0.00%</b>	<b>-</b>	<b>0</b>	<b>0</b>
<b>Total semi-official market</b>	<b>18,214,595</b>	<b>17,109,181</b>	<b>1,977,559</b>	<b>100.00%</b>	<b>-</b>	<b>2,151,898</b>	<b>6,243</b>
<b>Total turnover on BTS system</b>	<b>152,325,686</b>	<b>55,383,558</b>	<b>14,293,106</b>	<b>-</b>	<b>-</b>	<b>5,124,917</b>	<b>20,541</b>

### C3) TURNOVER BY SECURITIES ON MARKET MAKER TRADING SEGMENT\* IN APRIL 2007

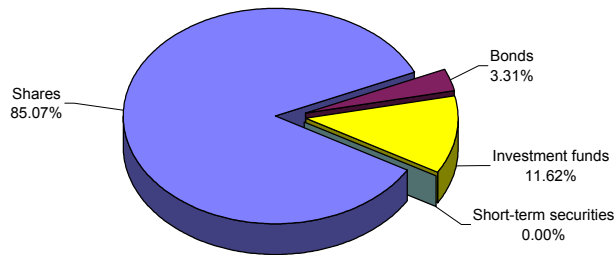
Issue	Total (in EUR)	Share in turnover on market maker segment of individual type of securities	Share in turnover on market maker segment	Volume in pieces	Number of bargains
<b>Total bonds</b>	<b>7,043,062</b>	<b>100.00%</b>	<b>38.58%</b>	<b>164,681</b>	<b>3</b>
1 REPUBLIKA SLOVENIJA 59 <sup>th</sup> ISSUE	6,782,667	96.30%	37.15%	158,681	1
2 REPUBLIKA SLOVENIJA 57 <sup>th</sup> ISSUE	260,395	3.70%	1.43%	6,000	2
3 REPUBLIKA SLOVENIJA 58 <sup>th</sup> ISSUE	0	0.00%	0.00%	0	0
4 REPUBLIKA SLOVENIJA 52 <sup>nd</sup> ISSUE	0	0.00%	0.00%	0	0
5 REPUBLIKA SLOVENIJA 54 <sup>th</sup> ISSUE	0	0.00%	0.00%	0	0
6 REPUBLIKA SLOVENIJA 56 <sup>th</sup> ISSUE	0	0.00%	0.00%	0	0
7 REPUBLIKA SLOVENIJA 60 <sup>th</sup> ISSUE	0	0.00%	0.00%	0	0
8 REPUBLIKA SLOVENIJA 61 <sup>st</sup> ISSUE	0	0.00%	0.00%	0	0
9 REPUBLIKA SLOVENIJA 62 <sup>nd</sup> ISSUE	0	0.00%	0.00%	0	0
<b>Treasury bills</b>	<b>11,214,587</b>	<b>100.00%</b>	<b>61.42%</b>	<b>38,398</b>	<b>20</b>
1 SIX-MONTH TREASURY BILLS 46 <sup>th</sup> ISSUE	7,261,025	64.75%	39.77%	7,390	9
2 THREE-MONTH TREASURY BILLS 106 <sup>th</sup> ISSUE	2,071,716	18.47%	11.35%	2,090	6
3 SIX-MONTH TREASURY BILLS 43 <sup>rd</sup> ISSUE	854,228	7.62%	4.68%	20,500	3
4 SIX-MONTH TREASURY BILLS 45 <sup>th</sup> ISSUE	709,154	6.32%	3.88%	718	1
5 TWELVE-MONTH TREASURY BILLS 38 <sup>th</sup> ISSUE	318,464	2.84%	1.74%	7,700	1
6 SIX-MONTH TREASURY BILLS 44 <sup>th</sup> ISSUE	0	0.00%	0.00%	0	0
7 TWELVE-MONTH TREASURY BILLS 37 <sup>th</sup> ISSUE	0	0.00%	0.00%	0	0
8 THREE-MONTH TREASURY BILLS 105 <sup>th</sup> ISSUE	0	0.00%	0.00%	0	0
9 TWELVE-MONTH TREASURY BILLS 39 <sup>th</sup> ISSUE	0	0.00%	0.00%	0	0
10 TWELVE-MONTH TREASURY BILLS 40 <sup>th</sup> ISSUE	0	0.00%	0.00%	0	0
<b>Total market maker trading segment*</b>	<b>18,257,649</b>	<b>-</b>	<b>100.00%</b>	<b>203,079</b>	<b>23</b>

\*special segment for trading in securities by Republic of Slovenia.

Structure of turnover by securities in April 2007



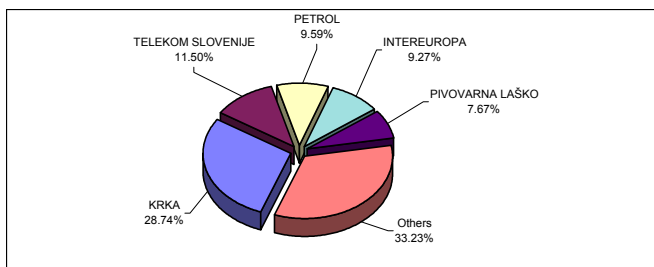
Structure of turnover by securities - all markets - April 2007



## C4) MOST TRADED SECURITIES IN APRIL 2007

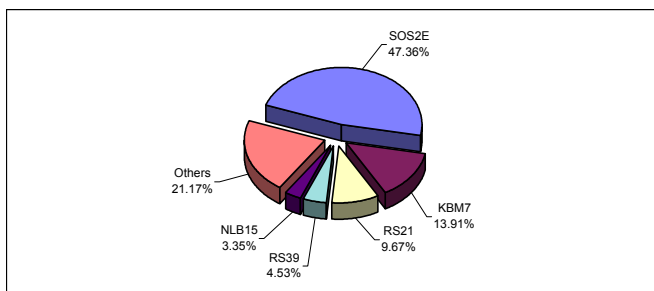
### MOST TRADED SHARES

Issuer	Turnover (in 000 EUR) - order book trades only	Market capitalisation as of 30 Apr 2007 (in EURm)	Number of bargains - order book trades only
KRKA	37,245	3,124	2,340
TELEKOM SLOVENIJE	14,901	2,659	939
PETROL	12,423	1,268	936
INTEREUROPA	12,010	328	1,463
PIVOVARNA LAŠKO	9,941	532	838
Others	43,067	6,936	8,968
<b>Total</b>	<b>129,587</b>	<b>14,846</b>	<b>15,484</b>



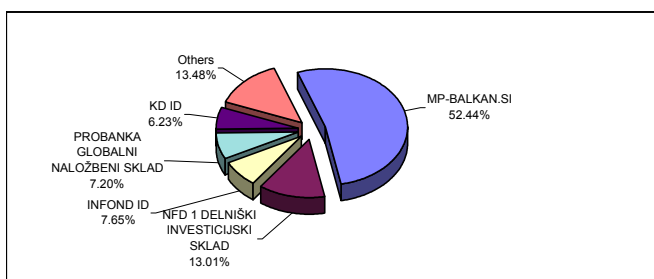
### MOST TRADED BONDS

Issuer	Turnover (in 000 EUR) - order book trades only	Market capitalisation as of 30 Apr 2007 (in EURm)	Number of bargains - order book trades only
SLOVENSKA ODŠKODNINSKA DRUŽBA 2 <sup>nd</sup> ISSUE	2,386	639	284
NOVA KBM 7 <sup>th</sup> ISSUE	701	29	2
REPUBLIKA SLOVENIJA 21 <sup>st</sup> ISSUE	487	29	13
REPUBLIKA SLOVENIJA 39 <sup>th</sup> ISSUE	228	40	164
NLB 15 <sup>th</sup> ISSUE	169	56	3
Others	1,067	5,788	130
<b>Total</b>	<b>5,038</b>	<b>6,580</b>	<b>596</b>



### MOST TRADED INVESTMENT FUNDS

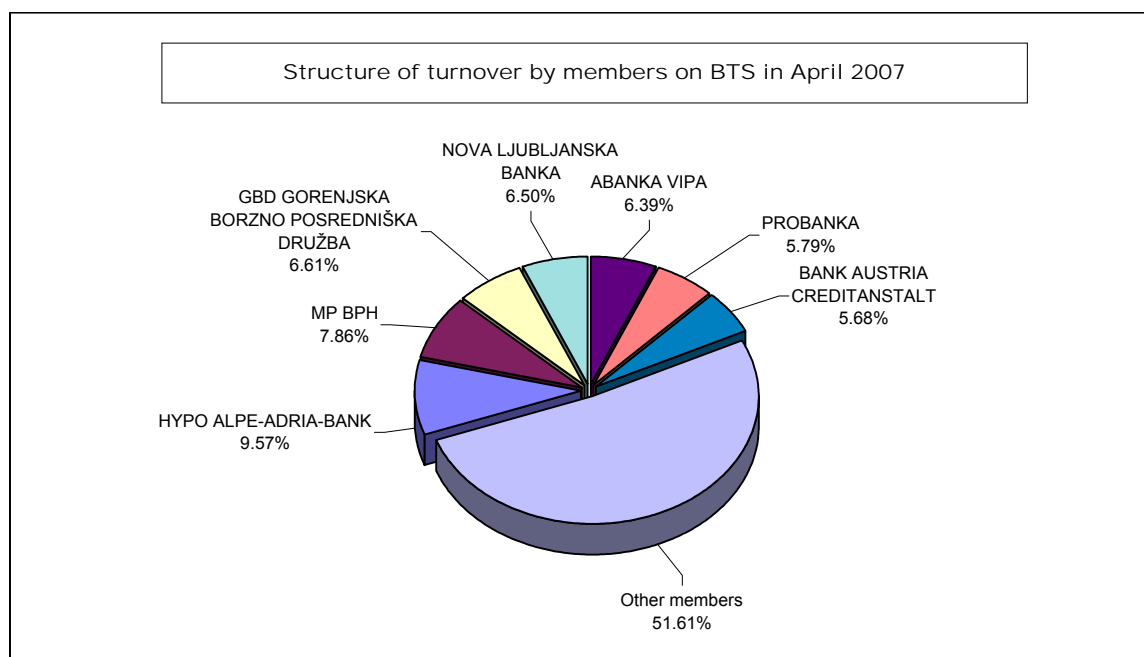
INVESTMENT FUNDS	Turnover (in 000 EUR) - order book trades only	Market capitalisation as of 30 Apr 2007 (in EURm)	Number of bargains - order book trades only
MP-BALKAN.SI	9,281	44	1,682
NFD 1 DELNIŠKI INVESTICIJSKI SKLAD	2,302	350	550
INFOND ID	1,354	112	369
PROBANKA GLOBALNI NALOŽBENI SKLAD	1,274	110	315
KD ID	1,103	108	396
Others	2,385	255	1,149
<b>Total</b>	<b>17,700</b>	<b>979</b>	<b>4,461</b>



## C5) TURNOVER BY LJSE MEMBERS

### TURNOVER BY MEMBERS ON BTS IN APRIL 2007

Member	Official market (in EUR)	Semi-official market (in EUR)	Total (in EUR)	Share in turnover
1 HYPO ALPE-ADRIA-BANK	27,161,223	1,984,452	29,145,675	9.57%
2 MP BPH	21,268,551	2,687,413	23,955,964	7.86%
3 GBD GORENJSKA BORZNO POSREDNIŠKA DRUŽBA	15,208,670	4,928,721	20,137,391	6.61%
4 NOVA LJUBLJANSKA BANKA	18,551,213	1,265,336	19,816,549	6.50%
5 ABANKA VIPA	16,181,284	3,276,738	19,458,022	6.39%
6 PROBANKA	15,701,212	1,923,693	17,624,905	5.79%
7 BANK AUSTRIA CREDITANSTALT	16,648,856	646,914	17,295,770	5.68%
8 CERTIUS BPH	16,031,920	992,758	17,024,678	5.59%
9 ILIRIKA	13,874,334	2,554,240	16,428,574	5.39%
10 RAIFFEISEN KREKOVA BANKA	15,244,000	644,536	15,888,536	5.22%
11 SKB BANKA	15,241,063	456,169	15,697,232	5.15%
12 POTEZA	12,879,736	2,808,556	15,688,292	5.15%
13 PERSPEKTIVA BPD	13,573,894	659,460	14,233,354	4.67%
14 ARGONOS BPH	9,485,780	3,791,540	13,277,320	4.36%
15 PFCI	8,871,087	772,559	9,643,646	3.17%
16 PUBLIKUM	7,264,438	520,998	7,785,436	2.56%
17 NOVA KBM	5,973,301	1,638,856	7,612,157	2.50%
18 FACTOR BANKA	5,544,623	1,336,504	6,881,127	2.26%
19 DEŽELNA BANKA SLOVENIJE	4,580,335	1,496,308	6,076,643	1.99%
20 KD BPD	3,777,962	607,503	4,385,465	1.44%
21 BANKA KOPER	2,424,524	528,837	2,953,361	0.97%
22 VERITAS BH	1,504,615	282,135	1,786,750	0.59%
23 MOJA DELNICA BPH	996,525	519,298	1,515,823	0.50%
24 GORENJSKA BANKA	233,040	105,665	338,705	0.11%
<b>TOTAL</b>	<b>268,222,186</b>	<b>36,429,189</b>	<b>304,651,375</b>	<b>100.00%</b>

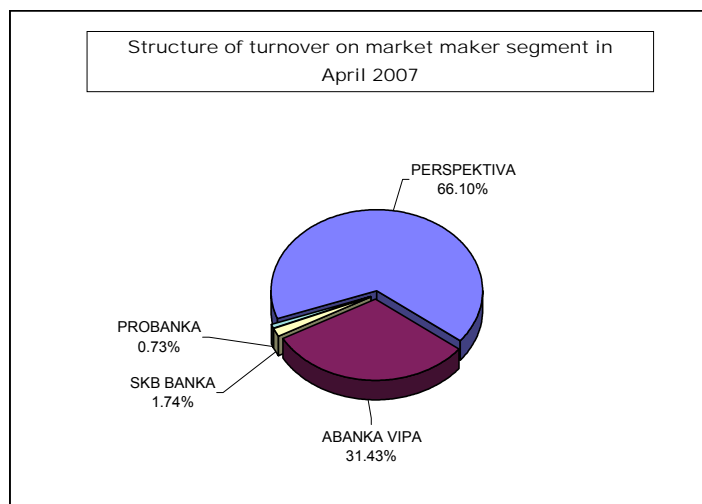




TURNOVER ON MARKET MAKERS SEGMENT\* IN  
APRIL 2007

	Market maker	Turnover on market maker segment	Share in turnover
1	PERSPEKTIVA	24,135,166	66.10%
2	ABANKA VIPA	11,476,808	31.43%
3	SKB BANKA	636,929	1.74%
4	PROBANKA	266,397	0.73%
	<b>TOTAL</b>	<b>36,515,300</b>	<b>100.00%</b>

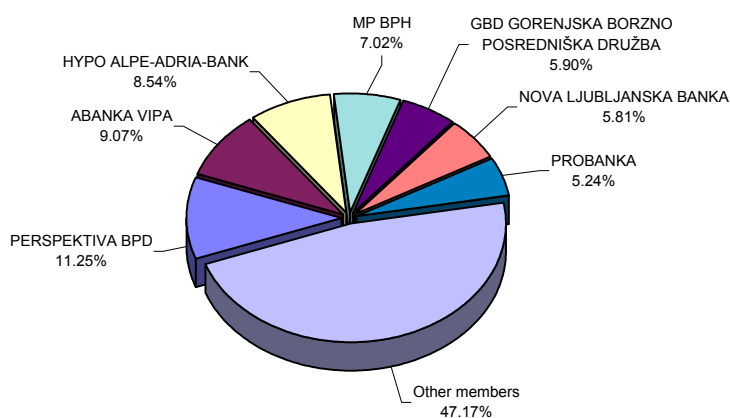
\*special segment for trading in securities issued by Republic of Slovenia.



TOTAL TURNOVER BY MEMBERS (BLOCK TRADES EXCLUDED)  
IN APRIL 2007

Member	Turnover with equity securities via BTS	Turnover with debt securities via BTS	Turnover with debt securities on market maker segment	Total (in EUR)	Share in total turnover
1 PERSPEKTIVA BPD	13,979,599	253,755	24,135,166	38,368,520	11.25%
2 ABANKA VIPA	18,512,714	945,309	11,476,808	30,934,831	9.07%
3 HYPO ALPE-ADRIA-BANK	28,401,168	744,507		29,145,675	8.54%
4 MP BPH	16,178,096	7,777,869		23,955,965	7.02%
5 GBD GORENJSKA BORZNO POSREDNIŠKA DRUŽBA	18,163,580	1,973,812		20,137,392	5.90%
6 NOVA LJUBLJANSKA BANKA	18,380,778	1,435,771		19,816,549	5.81%
7 PROBANKA	15,701,768	1,923,138	266,397	17,891,303	5.24%
8 BANK AUSTRIA CREDITANSTALT	16,018,041	1,277,730		17,295,771	5.07%
9 CERTIUS BPH	12,645,598	4,379,080		17,024,678	4.99%
10 ILIRIKA	13,860,837	2,567,737		16,428,574	4.82%
11 SKB BANKA	15,135,590	561,642	636,929	16,334,161	4.79%
12 RAIFFEISEN KREKOVA BANKA	15,168,621	719,915		15,888,536	4.66%
13 POTEZA	14,900,335	787,956		15,688,291	4.60%
14 ARGONOS BPH	12,908,699	368,622		13,277,321	3.89%
15 PFCI	9,084,232	559,414		9,643,646	2.83%
16 PUBLIKUM	7,624,856	160,579		7,785,435	2.28%
17 NOVA KBM	6,090,246	1,521,912		7,612,158	2.23%
18 FACTOR BANKA	4,808,425	2,072,703		6,881,128	2.02%
19 DEŽELNA BANKA SLOVENIJE	5,856,713	219,929		6,076,642	1.78%
20 KD BPD	4,088,931	296,534		4,385,465	1.29%
21 BANKA KOOPER	2,742,263	211,098		2,953,361	0.87%
22 VERITAS BH	1,348,232	438,518		1,786,750	0.52%
23 MOJA DELNICA BPH	1,392,774	123,050		1,515,824	0.44%
24 GORENJSKA BANKA	313,681	25,024		338,705	0.10%
<b>TOTAL</b>	<b>273,305,777</b>	<b>31,345,604</b>	<b>36,515,300</b>	<b>341,166,681</b>	<b>100.00%</b>

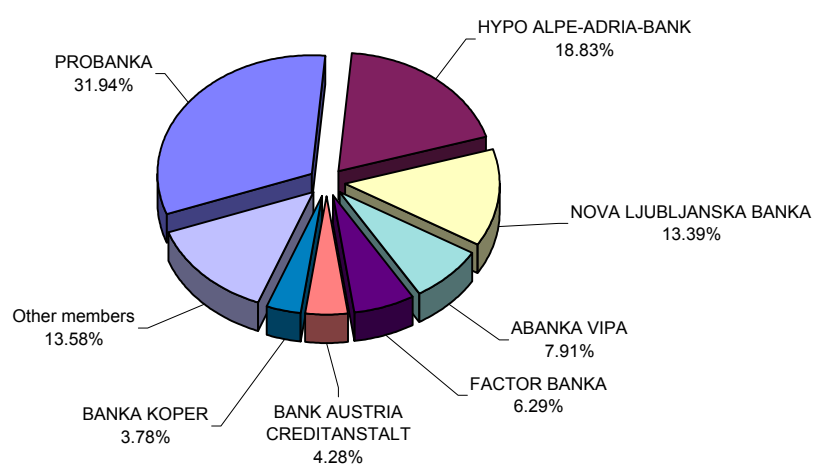
Structure of total turnover by members (block trades excluded) in April 2007



## TURNOVER BY MEMBERS WITH BLOCK TRADES IN APRIL 2007

	Member	Official market (in EUR)	Semi-official market (in EUR)	Total (in EUR)	Share in turnover
1	PROBANKA	27,217,835	8,165,874	35,383,709	31.94%
2	HYPO ALPE-ADRIA-BANK	19,442,382	1,411,997	20,854,379	18.83%
3	NOVA LJUBLJANSKA BANKA	10,766,001	4,067,820	14,833,821	13.39%
4	ABANKA VIPA	1,242,472	7,513,856	8,756,328	7.91%
5	FACTOR BANKA	4,566,577	2,400,000	6,966,577	6.29%
6	BANK AUSTRIA CREDITANSTALT	4,743,959		4,743,959	4.28%
7	BANKA KOPER		4,185,504	4,185,504	3.78%
8	NOVA KBM	1,242,472	2,927,880	4,170,352	3.76%
9	SKB BANKA	2,487,846		2,487,846	2.25%
10	RAIFFEISEN KREKOVA BANKA	1,230,298	791,648	2,021,946	1.83%
11	DEŽELNA BANKA SLOVENIJE		1,435,340	1,435,340	1.30%
12	POTEZA		1,318,443	1,318,443	1.19%
13	PUBLIKUM	960,000		960,000	0.87%
14	KD BPD	907,470		907,470	0.82%
15	ARGONOS BPH	572,572		572,572	0.52%
16	GBD GORENJSKA BORZNO POSREDNIŠKA DRUŽBA	527,697		527,697	0.48%
17	ILIRIKA	470,586		470,586	0.42%
18	MP BPH	170,586		170,586	0.15%
	<b>TOTAL</b>	<b>76,548,753</b>	<b>34,218,362</b>	<b>110,767,115</b>	<b>100.00%</b>

Structure of turnover by members with block trades in April 2007



## C6) TURNOVER IN YEARS 2006 AND 2007

### MONTHLY TURNOVER ON OFFICIAL AND SEMI-OFFICIAL MARKET

Year 2006	Number of	Turnover - block trades excluded (in EUR)		average	Number of bargains - block trades excluded	
	trading days	per year	average per day	per bargain	per year	average per day
April	18	99,952,051	5,552,892	4,556	21,940	1,219
May	21	88,742,286	4,225,823	4,048	21,920	1,044
June	22	75,254,578	3,420,663	4,526	16,629	756
July	21	68,629,601	3,268,076	4,621	14,851	707
August	22	86,051,714	3,911,442	5,174	16,630	756
September	21	89,454,843	4,259,754	5,116	17,487	833
October	21	117,848,170	5,611,818	6,334	18,606	886
November	21	85,857,249	4,088,440	5,203	16,502	786
December	17	103,636,534	6,096,267	5,087	20,371	1,198
<b>TOTAL</b>	<b>247</b>	<b>996,477,198</b>			<b>228,941</b>	
<b>Average 2006</b>	<b>21</b>	<b>83,039,767</b>	<b>4,034,321</b>	<b>4,353</b>	<b>19,078</b>	<b>927</b>
<b>Year 2007</b>						
January	21	182,087,339	8,670,826	7,491	24,307	1,157
February	19	131,292,486	6,910,131	6,290	20,874	1,099
March	22	169,026,770	7,683,035	8,220	20,563	935
April	18	152,325,686	8,462,538	7,416	20,541	1,141
<b>TOTAL</b>	<b>80</b>	<b>634,732,281</b>			<b>86,285</b>	
<b>Average 2007</b>	<b>20</b>	<b>158,683,070</b>	<b>7,931,632</b>	<b>7,354</b>	<b>21,571</b>	<b>1,083</b>

### TURNOVER BY SECURITIES ON ALL MARKETS OF LJUBLJANA STOCK EXCHANGE IN YEARS 1998 - 2007

#### Total turnover and number of bargains

Year	Number of	Turnover - block trades excluded (in EUR)		average	Number of bargains - block trades excluded	
	trading days	per year	average per day	per bargain	per year	average per day
2007	80	634,732,281	7,934,154	7,356	86,285	1,079
2006	247	996,477,198	4,034,321	4,353	228,941	927
2005	250	579,204,722	2,316,819	2,263	255,908	1,024
2004	255	837,861,029	3,285,730	2,382	351,760	1,379
2003	249	700,844,661	2,814,637	2,058	340,582	1,368
2002	247	1,156,611,591	4,682,638	2,563	451,250	1,827
2001	247	707,615,828	2,864,841	2,221	318,645	1,290
2000	249	1,174,224,149	4,715,760	2,971	395,284	1,587
1999	254	1,397,785,135	5,503,091	3,134	445,966	1,756
1998	252	2,259,292,124	8,965,445	9,531	237,049	941

MONTHLY TURNOVER ON MARKET MAKER SEGMENT\*

Year 2006	Number of	Turnover (in EUR)		average	Number of bargains	
Month	trading days	per month	average per day	per bargain	per month	average per day
April	18	188,192,706	10,455,150	1,530,022	123	7
May	21	244,806,073	11,657,432	1,723,986	142	7
June	22	223,829,777	10,174,081	2,131,712	105	5
July	21	173,800,148	8,276,198	1,287,409	135	6
August	22	110,511,915	5,023,269	1,072,931	103	5
September	21	85,815,796	4,086,466	1,320,243	65	3
October	21	68,437,479	3,258,928	937,500	73	3
November	21	66,707,548	3,176,550	1,010,720	66	3
December	17	36,736,164	2,160,951	720,317	51	3
<b>TOTAL</b>	<b>247</b>	<b>1,765,706,487</b>			<b>1,264</b>	
<b>Average 2006</b>	<b>21</b>	<b>147,142,207</b>	<b>7,148,609</b>	<b>1,396,920</b>	<b>105</b>	<b>5</b>
<b>Year 2007</b>						
January	21	17,424,028	829,716	757,566	23	1
February	19	70,213,338	3,695,439	1,080,205	65	3
March	22	41,235,832	1,874,356	1,330,188	31	1
April	18	18,257,649	1,014,314	793,811	23	1
<b>TOTAL</b>	<b>80</b>	<b>147,130,847</b>			<b>142</b>	
<b>Average 2007</b>	<b>20</b>	<b>36,782,712</b>	<b>1,853,456</b>	<b>990,443</b>	<b>36</b>	<b>2</b>

\*special segment for trading in securities issued by Republic of Slovenia.

MONTHLY TURNOVER WITH BLOCK TRADES

Year 2006	Number of	Turnover (in EUR)		average	Number of bargains	
Month	trading days	per month	average per day	per bargain	per month	average per day
April	18	82,961,544	4,608,975	669,045	124	7
May	21	76,882,897	3,661,090	668,547	115	5
June	22	48,484,285	2,203,831	489,740	99	5
July	21	90,623,360	4,315,398	1,192,413	76	4
August	22	50,532,836	2,296,947	574,237	88	4
September	21	61,280,630	2,918,125	600,790	102	5
October	21	75,892,145	3,613,912	592,907	128	6
November	21	52,633,555	2,506,360	469,942	112	5
December	17	68,465,677	4,027,393	575,342	119	7
<b>TOTAL</b>	<b>247</b>	<b>813,987,562</b>			<b>1,274</b>	
<b>Average 2006</b>	<b>21</b>	<b>67,832,297</b>	<b>3,295,496</b>	<b>638,923</b>	<b>106</b>	<b>5</b>
<b>Year 2007</b>						
January	21	116,670,319	5,555,729	777,802	150	7
February	19	129,659,619	6,824,190	1,394,189	93	5
March	22	61,615,234	2,800,692	648,581	95	4
April	18	55,383,558	3,076,864	576,912	96	5
<b>TOTAL</b>	<b>80</b>	<b>363,328,730</b>			<b>434</b>	
<b>Average 2007</b>	<b>20</b>	<b>90,832,183</b>	<b>4,564,369</b>	<b>849,371</b>	<b>109</b>	<b>5</b>

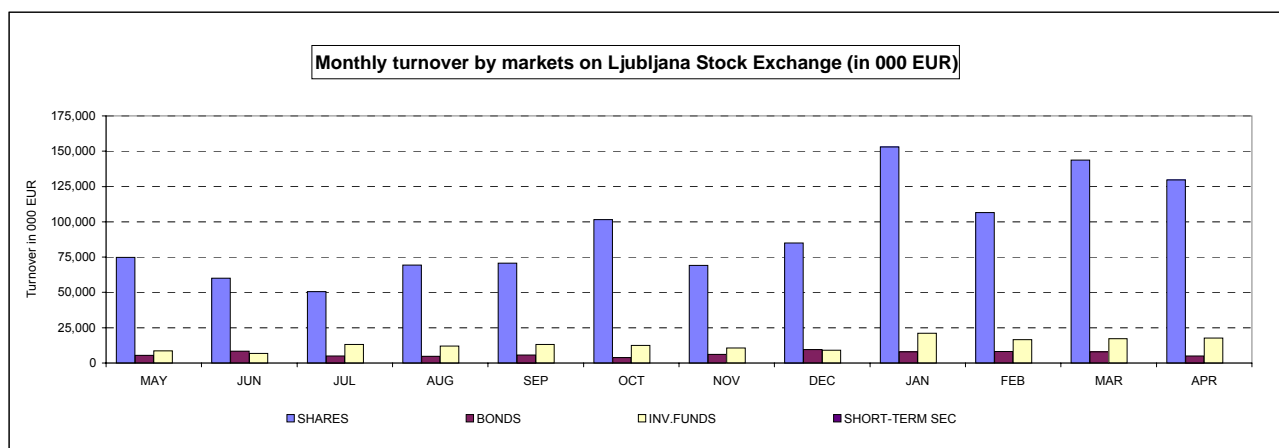
## STRUCTURE OF TURNOVER

MONTHLY TURNOVER (BLOCK AND TUVL TRADES EXCLUDED) BY MARKETS ON LJUBLJANA STOCK EXCHANGE (in EUR)

YEAR 2006	OFFICIAL MARKET			SEMI-OFFICIAL MARKET			INVESTMENT COMPANIES	SHORT-TERM SECURITIES	TOTAL	INDEX t/(t-1)
	SHARES	BONDS	MUTUAL FUNDS	SHARES	BONDS					
April	79,115,209	1,423,307	0	7,502,536	4,933,819		6,977,179	0	99,952,050	148
May	68,680,404	1,592,241	0	6,049,576	3,859,680		8,560,384	0	88,742,285	89
June	55,599,123	2,447,647	6,401	4,361,813	6,023,035		6,816,559	0	75,254,578	85
July	45,133,270	1,023,502	2,252	5,333,720	3,889,034		13,247,824	0	68,629,602	91
August	60,223,528	1,050,717	12,171	9,037,747	3,662,241		12,065,310	0	86,051,714	125
September	63,126,225	1,115,959	22,539	7,489,699	4,643,784		13,056,637	0	89,454,843	104
October	95,078,783	1,149,060	152,345	6,424,605	2,787,387		12,255,990	0	117,848,170	132
November	62,386,599	1,940,607	420,224	6,652,746	4,152,462		10,279,887	24,724	85,857,249	73
December	78,814,431	3,897,618	2,203,287	6,169,905	5,657,181		6,894,112	0	103,636,534	121
<b>Total 2006</b>	<b>722,722,220</b>	<b>23,467,967</b>	<b>2,819,219</b>	<b>78,496,322</b>	<b>57,537,135</b>		<b>111,409,611</b>	<b>24,724</b>	<b>996,477,198</b>	
<b>YEAR 2007</b>										
January	144,604,991	1,959,442	5,541,576	8,317,737	6,038,547		15,625,046	0	182,087,339	176
February	100,156,524	4,143,992	7,075,783	6,480,767	4,063,859		9,371,561	0	131,292,486	72
March	137,432,672	3,285,913	6,509,916	6,345,130	4,752,532		10,696,441	4,166	169,026,770	129
April	120,828,324	2,648,036	10,634,731	8,758,994	2,390,031		7,065,570	0	152,325,686	90
<b>Total 2007</b>	<b>503,022,511</b>	<b>12,037,383</b>	<b>29,762,006</b>	<b>29,902,628</b>	<b>17,244,969</b>		<b>42,758,618</b>	<b>4,166</b>	<b>634,732,281</b>	

MONTHLY TURNOVER (BLOCK AND TUVL TRADES EXCLUDED) BY SECURITIES ON LJUBLJANA STOCK EXCHANGE (in EUR)

YEAR 2006	SHARES	BONDS	INVESTMENT FUNDS	SHORT-TERM SECURITIES	TOTAL	INDEX t/(t-1)
April	86,617,745	6,357,126	6,977,179	0	99,952,050	148
May	74,729,980	5,451,921	8,560,384	0	88,742,285	89
June	59,960,936	8,470,682	6,822,960	0	75,254,578	85
July	50,466,990	4,912,536	13,250,076	0	68,629,602	91
August	69,261,275	4,712,958	12,077,481	0	86,051,714	125
September	70,615,924	5,759,743	13,079,176	0	89,454,843	104
October	101,503,388	3,936,447	12,408,335	0	117,848,170	132
November	69,039,345	6,093,069	10,700,111	24,724	85,857,249	73
December	84,984,336	9,554,799	9,097,399	0	103,636,534	121
<b>Total 2006</b>	<b>801,218,542</b>	<b>81,005,102</b>	<b>114,228,830</b>	<b>24,724</b>	<b>996,477,198</b>	
<b>YEAR 2007</b>						
January	152,922,728	7,997,989	21,166,622	0	182,087,339	176
February	106,637,291	8,207,851	16,447,344	0	131,292,486	72
March	143,777,802	8,038,445	17,206,357	4,166	169,026,770	129
April	129,587,318	5,038,067	17,700,301	0	152,325,686	90
<b>Total 2007</b>	<b>532,925,139</b>	<b>29,282,352</b>	<b>72,520,624</b>	<b>4,166</b>	<b>634,732,281</b>	



## D) MARKET CAPITALISATION

### MARKET CAPITALISATION - OFFICIAL MARKET (in EUR)

	30 Apr 2006	31 Dec 2006	31 Mar 2007	30 Apr 2007	Index 30 Apr 2007 / 31 Mar 2007	Index 30 Apr 2007 / 31 Dec 2006	Index 30 Apr 2007 / 30 Apr 2006	Share
<b>SHARES</b>	5,790,667,406	9,795,931,723	11,439,309,158	12,711,883,893	111	130	220	68.96%
<b>PRIME MARKET SHARES</b>	4,206,470,795	5,999,369,426	6,757,701,268	7,510,622,050	111	125	179	40.74%
<b>OTHER SHARES</b>	1,584,196,611	3,796,562,297	4,681,607,890	5,201,261,843	111	137	328	28.22%
Banks	10,386,434	11,572,562	12,005,921	14,264,460	119	123	137	0.11%
Companies	5,780,280,972	9,784,359,161	11,427,303,238	12,697,619,433	111	130	220	99.89%
<b>BONDS</b>	5,057,168,085	5,618,997,132	5,726,244,438	5,561,139,045	97	99	110	30.17%
State	4,395,268,977	4,728,650,204	4,798,891,565	4,635,462,711	97	98	105	83.35%
Banks	610,848,786	843,487,927	883,191,570	881,515,032	100	105	144	15.85%
Companies	51,050,321	46,859,001	44,161,303	44,161,303	100	94	87	0.79%
<b>MUTUAL FUNDS</b>	-	113,429,952	142,552,607	160,217,148	112	141	-	0.87%
<b>TOTAL</b>	<b>10,847,835,491</b>	<b>15,528,358,807</b>	<b>17,308,106,203</b>	<b>18,433,240,086</b>	<b>107</b>	<b>119</b>	<b>170</b>	<b>100.00%</b>

### MARKET CAPITALISATION - SEMI-OFFICIAL MARKET (in EUR)

	30 Apr 2006	31 Dec 2006	31 Mar 2007	30 Apr 2007	Index 30 Apr 2007 / 31 Mar 2007	Index 30 Apr 2007 / 31 Dec 2006	Index 30 Apr 2007 / 30 Apr 2006	Share
<b>SHARES</b>	1,648,359,304	1,717,147,870	1,949,431,703	2,134,068,869	109	124	129	53.73%
Companies	1,648,359,304	1,717,147,870	1,949,431,703	2,134,068,869	109	124	129	100.00%
<b>BONDS</b>	1,261,930,608	1,012,584,689	1,014,485,213	1,018,902,027	100	101	81	25.65%
State	614,982,544	621,929,917	634,612,155	639,368,429	101	103	104	62.75%
Banks	279,079,469	64,253,504	57,372,854	57,209,861	100	89	20	5.61%
Companies	335,258,595	293,796,004	289,890,204	289,713,736	100	99	86	28.43%
Insurance companies	32,610,000	32,605,264	32,610,000	32,610,000	100	100	100	3.20%
<b>INVESTMENT COMPANIES</b>	614,502,592	693,421,040	777,261,825	818,698,201	105	118	133	20.61%
<b>TOTAL *</b>	<b>3,524,792,503</b>	<b>3,423,153,599</b>	<b>3,741,178,741</b>	<b>3,971,669,097</b>	<b>106</b>	<b>116</b>	<b>113</b>	<b>100.00%</b>

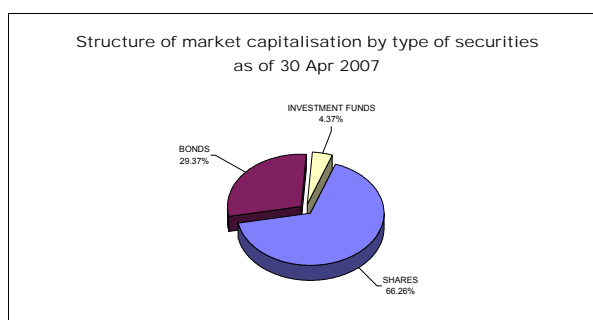
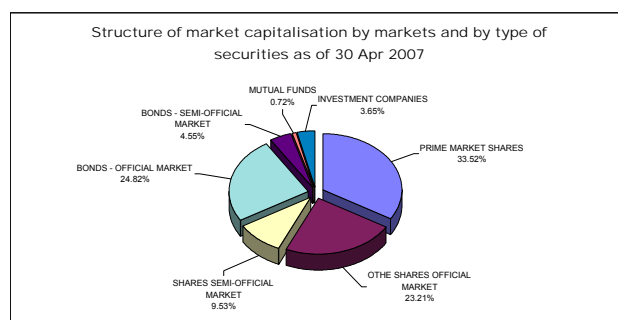
<b>TOTAL SHARES</b>	<b>7,439,026,710</b>	<b>11,513,079,593</b>	<b>13,388,740,861</b>	<b>14,845,952,762</b>	<b>111</b>	<b>129</b>	<b>200</b>	<b>-</b>
---------------------	----------------------	-----------------------	-----------------------	-----------------------	------------	------------	------------	----------

<b>TOTAL BONDS</b>	<b>6,319,098,692</b>	<b>6,631,581,821</b>	<b>6,740,729,651</b>	<b>6,580,041,072</b>	<b>98</b>	<b>99</b>	<b>104</b>	<b>-</b>
--------------------	----------------------	----------------------	----------------------	----------------------	-----------	-----------	------------	----------

<b>INVESTMENT FUNDS</b>	<b>614,502,592</b>	<b>806,850,991</b>	<b>919,814,432</b>	<b>978,915,349</b>	<b>106</b>	<b>121</b>	<b>159</b>	<b>-</b>
-------------------------	--------------------	--------------------	--------------------	--------------------	------------	------------	------------	----------

On 30 Apr 2007, the total market capitalisation of all shares traded, without investment funds, on the Ljubljana Stock Exchange corresponded to 54.8 % of GDP in 2005 - EUR 27,365 million (at current prices, as reported by the Statistical Office of the Republic of Slovenia).

1EUR=1,2537 USD as of 30 Apr 2006 | 1EUR=1,3170 USD as of 31 Dec 2006 | 1EUR=1,3318 USD as of 31 Mar 2007 | 1EUR=1,3605 USD as of 30 Apr 2007



D1) MARKET CAPITALISATION OF SHARES - OFFICIAL MARKET

Issue	Number of shares traded	Number of issued shares	Share of traded shares	Price as of 30 Apr 2007	Market capitalisation as of 30 Apr 2007 (in EUR)	Market capitalisation as of 30 Apr 2007 (in USD)
Common shares	-	-	-	-	12,697,619,433	17,275,111,239
<b>PRIME MARKET SHARES</b>					<b>7,510,622,050</b>	<b>10,218,201,300</b>
1 KRKA	3,542,612	3,542,612	100.00%	881.76 EUR	3,123,733,557	4,249,839,504
2 PETROL	2,086,301	2,086,301	100.00%	607.95 EUR	1,268,366,693	1,725,612,886
3 MERCATOR	3,765,361	3,765,361	100.00%	306.85 EUR	1,155,401,023	1,571,923,092
4 LUKA KOPER	7,140,000	7,140,000	100.00%	84.61 EUR	604,115,400	821,899,002
5 GORENJE	12,200,000	12,200,000	100.00%	35.83 EUR	437,126,000	594,709,923
6 MERKUR	1,312,585	1,312,585	100.00%	284.09 EUR	372,892,273	507,319,937
7 INTEREUROPA	7,902,413	7,902,413	100.00%	41.46 EUR	327,634,043	445,746,115
8 DROGA KOLINSKA	14,382,915	14,382,915	100.00%	15.39 EUR	221,353,062	301,150,841
OTHER SHARES					<b>5,186,997,383</b>	<b>7,056,909,940</b>
1 TELEKOM SLOVENIJE	6,535,478	6,535,478	100.00%	406.82 EUR	2,658,763,160	3,617,247,279
2 SAVA	2,006,987	2,006,987	100.00%	298.70 EUR	599,487,017	815,602,086
3 PIVOVARNA LAŠKO	8,578,391	8,578,391	100.00%	61.96 EUR	531,517,106	723,129,023
4 ISTRABENZ	5,180,000	5,180,000	100.00%	81.18 EUR	420,512,400	572,107,120
5 ACH	2,886,877	2,886,877	100.00%	62.60 EUR	180,718,500	245,867,520
6 AERODROM LJUBLJANA	1,936,229	1,936,229	100.00%	85.86 EUR	166,244,622	226,175,808
7 TERME ČATEŽ	597,916	597,916	100.00%	240.00 EUR	143,499,840	195,231,532
8 SALUS, LJUBLJANA	134,980	134,980	100.00%	861.16 EUR	116,239,377	158,143,672
9 ISKRA AVTOELEKTRIKA	1,608,313	1,608,313	100.00%	55.80 EUR	89,743,865	122,096,529
10 DELO	667,464	667,464	100.00%	130.00 EUR	86,770,320	118,051,020
11 ŽITO	355,792	355,792	100.00%	220.22 EUR	78,352,514	106,598,596
12 ETOL	254,619	254,619	100.00%	164.00 EUR	41,757,516	56,811,101
13 COMET	1,700,688	1,700,688	100.00%	12.00 EUR	20,408,256	27,765,432
14 DELO PRODAJA	593,549	593,549	100.00%	25.00 EUR	14,838,725	20,188,085
15 MLINOTEST	2,389,177	2,389,177	100.00%	5.54 EUR	13,236,041	18,007,633
16 EMONA OBALA	1,741,456	1,741,456	100.00%	6.80 EUR	11,841,901	16,110,906
17 GEODETSKI ZAVOD SLOVENIJE	379,820	379,820	100.00%	15.50 EUR	5,887,210	8,009,549
18 KOMPAS MTS	594,508	594,508	100.00%	7.70 EUR	4,577,712	6,227,977
19 NIKA	189,876	189,876	100.00%	13.70 EUR	2,601,301	3,539,070
Preferred shares	-	-	-	-	<b>14,264,460</b>	<b>19,406,798</b>
1 PROBANKA	396,235	400,000	99.06%	36.00 EUR	14,264,460	19,406,798
<b>TOTAL SHARES</b>	<b>-</b>	<b>-</b>	<b>-</b>	<b>-</b>	<b>12,711,883,893</b>	<b>17,294,518,037</b>

EXCHANGE RATES	1 EUR	1.3605 USD as of 30 Apr 2007
----------------	-------	------------------------------



## MARKET CAPITALISATION OF SHARES - SEMI-OFFICIAL MARKET

Issue	Number of shares traded	Number of issued shares	Share of traded shares	Price as of 30 Apr 2007	Market capitalisation as of 30 Apr 2007 (in EUR)	Market capitalisation as of 30 Apr 2007 (in USD)
<b>Common shares</b>	-	-	-	-	<b>2,115,089,665</b>	<b>2,877,579,489</b>
1 HELIOS, DOMŽALE	219,861	219,861	100.00%	1,462.30 EUR	321,502,740	437,404,478
2 KD HOLDING	2,675,640	2,675,640	100.00%	67.97 EUR	181,863,251	247,424,953
3 NFD HOLDING	33,159,997	33,159,997	100.00%	4.75 EUR	157,509,986	214,292,336
4 ZVON ENA HOLDING	12,431,743	12,431,743	100.00%	12.44 EUR	154,650,883	210,402,526
5 LESNINA	76,495	76,495	100.00%	1,830.00 EUR	139,985,850	190,450,749
6 CINKARNA CELJE	814,626	814,626	100.00%	157.24 EUR	128,091,792	174,268,883
7 INFOND HOLDING	16,833,414	16,833,414	100.00%	6.30 EUR	106,050,508	144,281,716
8 KD GROUP	186,436	186,436	100.00%	510.00 EUR	95,082,360	129,359,551
9 JUTEKS	641,432	641,432	100.00%	121.71 EUR	78,068,689	106,212,451
10 BELINKA	2,552,270	2,552,270	100.00%	27.00 EUR	68,911,290	93,753,810
11 AKTIVA NALOŽBE	13,591,508	13,591,508	100.00%	4.75 EUR	64,559,663	87,833,422
12 DZS	1,437,618	1,437,618	100.00%	28.00 EUR	40,253,304	54,764,620
13 ZVON DVA HOLDING	14,120,934	14,120,934	100.00%	2.42 EUR	34,172,660	46,491,904
14 VIPA HOLDING	7,347,565	7,347,565	100.00%	3.74 EUR	27,479,893	37,386,395
15 MAKSIMA HOLDING	6,399,850	6,399,850	100.00%	4.24 EUR	27,135,364	36,917,663
16 TRIGLAV NALOŽBE	13,182,366	13,182,366	100.00%	1.90 EUR	25,046,495	34,075,757
17 ETRA 33	45,423	45,423	100.00%	551.00 EUR	25,028,073	34,050,693
18 MARINA PORTOROŽ	313,932	313,932	100.00%	79.00 EUR	24,800,628	33,741,254
19 CETIS	200,000	200,000	100.00%	110.00 EUR	22,000,000	29,931,000
20 MAKSIMA INVEST	7,451,949	7,451,949	100.00%	2.85 EUR	21,238,055	28,894,373
21 NAMA	953,795	953,795	100.00%	22.00 EUR	20,983,490	28,548,038
22 GRAND HOTEL UNION	1,814,613	1,814,613	100.00%	11.51 EUR	20,886,196	28,415,669
23 ZLATA MONETA II	8,232,861	8,232,861	100.00%	2.43 EUR	20,005,852	27,217,962
24 LIP BLEED	1,942,454	1,942,454	100.00%	8.99 EUR	17,462,661	23,757,951
25 TOSAMA	295,670	295,670	100.00%	58.00 EUR	17,148,860	23,331,024
26 SLOVENIJALES	273,377	273,604	99.92%	55.15 EUR	15,076,742	20,511,907
27 GORENJSKI TISK	963,349	963,349	100.00%	15.36 EUR	14,797,041	20,131,374
28 MEDVEŠEK PUŠNIK	80,000	80,000	100.00%	178.90 EUR	14,312,000	19,471,476
29 MERCATA	2,891,874	2,891,874	100.00%	4.60 EUR	13,302,620	18,098,215
30 JATA EMONA	3,197,534	3,197,534	100.00%	4.01 EUR	12,822,111	17,444,482
31 SWATY	288,940	288,940	100.00%	44.02 EUR	12,719,139	17,304,388
32 MELAMIN	349,913	349,913	100.00%	36.00 EUR	12,596,868	17,138,039
33 TOVARNA SLADKORJA ORMOŽ	497,163	497,163	100.00%	25.00 EUR	12,429,075	16,909,757
34 MITOL SEŽANA	687,627	687,627	100.00%	17.70 EUR	12,170,998	16,558,643
35 HRAM HOLDING	4,346,667	4,346,667	100.00%	2.75 EUR	11,953,334	16,262,511
36 CENTER NALOŽBE	3,777,004	3,777,004	100.00%	3.00 EUR	11,331,012	15,415,842
37 PLAMA - PUR	686,798	686,798	100.00%	15.97 EUR	10,968,164	14,922,187
38 NIKO	35,875	35,875	100.00%	270.00 EUR	9,686,250	13,178,143
39 MODRA LINIJA HOLDING	2,192,411	2,192,411	100.00%	3.92 EUR	8,594,251	11,692,479
40 MIP	1,478,742	1,478,742	100.00%	5.50 EUR	8,133,081	11,065,057
41 VIZIJA HOLDING	2,277,503	2,277,503	100.00%	2.95 EUR	6,718,634	9,140,701
42 ALPOS	144,913	144,913	100.00%	45.00 EUR	6,521,085	8,871,936
43 M1	2,681,638	2,681,638	100.00%	2.26 EUR	6,060,502	8,245,313
44 VIZIJA HOLDING ENA	2,129,725	2,129,725	100.00%	2.80 EUR	5,963,230	8,112,974
45 JAVOR PIVKA	1,194,700	1,194,700	100.00%	4.80 EUR	5,734,560	7,801,869
46 ALPETOUR POTOVALNA AGENCIJA	374,340	385,831	97.02%	15.00 EUR	5,615,100	7,639,344
47 ŽELEZARNA RAVNE - MONTER DRAVOGRAD	336,225	336,225	100.00%	16.01 EUR	5,382,962	7,323,520
48 GEA	1,254,960	1,254,960	100.00%	4.00 EUR	5,019,840	6,829,492
49 RTC KRVAVEC	1,155,734	1,155,734	100.00%	4.30 EUR	4,969,656	6,761,217
50 FOND INVEST	595,241	595,241	100.00%	7.00 EUR	4,166,687	5,668,778
51 TRDNJAVA HOLDING	2,593,123	2,593,123	100.00%	1.40 EUR	3,630,372	4,939,121
52 TERME DOBRNA	692,542	692,542	100.00%	5.01 EUR	3,469,635	4,720,439

Issue	Number of shares traded	Number of issued shares	Share of traded shares	Price as of 30 Apr 2007	Market capitalisation as of 30 Apr 2007 (in EUR)	Market capitalisation as of 30 Apr 2007 (in USD)
53 GORIŠKE OPEKARNE	523,634	523,634	100.00%	6.26 EUR	3,277,949	4,459,649
54 HIDROTEHNIK	384,472	384,472	100.00%	8.50 EUR	3,268,012	4,446,130
55 KOŠAKI TMI	43,236	43,236	100.00%	66.00 EUR	2,853,576	3,882,290
56 KRONA HOLDING	1,287,121	1,287,121	100.00%	2.20 EUR	2,831,666	3,852,482
57 INLES	712,410	712,410	100.00%	3.96 EUR	2,821,144	3,838,166
58 INTERTRADE ITA	69,531	69,531	100.00%	40.49 EUR	2,815,310	3,830,230
59 JADRAN	165,302	165,302	100.00%	16.50 EUR	2,727,483	3,710,741
60 ELMO	708,000	708,000	100.00%	3.00 EUR	2,124,000	2,889,702
61 VELANA	1,409,645	1,409,645	100.00%	1.10 EUR	1,550,610	2,109,604
62 MKT PRINT	103,954	103,954	100.00%	14.000 EUR	1,455,356	1,980,012
63 TRDNJAVA I HOLDING	891,750	891,750	100.00%	1.34 EUR	1,194,945	1,625,723
64 ZDRAVILIŠČE ROGAŠKA	900,462	961,898	93.61%	1.10 EUR	990,508	1,347,586
65 TEKSTINA	1,127,293	1,127,293	100.00%	0.840 EUR	946,926	1,288,293
66 LIZ INŽENIRING	123,846	123,846	100.00%	7.05 EUR	873,114	1,187,872
67 GEA COLLEGE	248,200	248,200	100.00%	2.50 EUR	620,500	844,190
68 SIJAJ HRASTNIK	26,880	26,880	100.00%	16.69 EUR	448,627	610,357
69 JELEN GOSTINSKO PODJETJE	67,798	67,798	100.00%	3.34 EUR	226,445	308,079
<b>Preferred shares</b>	-	-	-	-	<b>18,979,204</b>	<b>25,821,207</b>
1 KD HOLDING	266,413	266,413	100.00%	38.17 EUR	10,168,984	13,834,903
2 PRVA POKOJNINSKA DRUŽBA	170,000	170,000	100.00%	51.00 EUR	8,670,000	11,795,535
3 ZDRAVILIŠČE ROGAŠKA	27,988	30,000	93.29%	5.01 EUR	140,220	190,769
<b>TOTAL SHARES</b>					<b>2,134,068,869</b>	<b>2,903,400,696</b>

EXCHANGE RATES 1 EUR= 1.3605 USD as of 30 Apr 2007

D2) MARKET CAPITALISATION OF BONDS - OFFICIAL MARKET

Issue	Number of issued bonds	Price as of 30 Apr 2007	Principal amt. as of 30 Apr 2007	Currency of denomination	Market capitalisation as of 30 Apr 2007 (in EUR)	Market capitalisation as of 30 Apr 2007 (in USD)
1 REPUBLIKA SLOVENIJA 59 <sup>th</sup> ISSUE	25.553.128	99.80	41.73	EUR	1,064,199,367	1,447,843,239
2 REPUBLIKA SLOVENIJA 60 <sup>th</sup> ISSUE	13,000,000	98.70	41.73	EUR	535,437,630	728,462,896
3 REPUBLIKA SLOVENIJA 61 <sup>st</sup> ISSUE	12,999,999	96.00	41.73	EUR	520,790,360	708,535,285
4 REPUBLIKA SLOVENIJA 62 <sup>nd</sup> ISSUE	11,704,850	96.00	41.73	EUR	468,905,655	637,946,143
5 REPUBLIKA SLOVENIJA 58 <sup>th</sup> ISSUE	9,933,000	99.01	41.73	EUR	410,400,500	558,349,880
6 REPUBLIKA SLOVENIJA 57 <sup>th</sup> ISSUE	6,629,324	104.80	41.73	EUR	289,920,492	394,436,829
7 REPUBLIKA SLOVENIJA 56 <sup>th</sup> ISSUE	5,000,000	100.20	41.73	EUR	209,067,300	284,436,062
8 REPUBLIKA SLOVENIJA 33 <sup>rd</sup> ISSUE	248,716	140.83	511.29	EUR	179,087,883	243,649,065
9 REPUBLIKA SLOVENIJA 52 <sup>nd</sup> ISSUE	4,000,000	101.80	41.73	EUR	169,924,560	231,182,364
10 REPUBLIKA SLOVENIJA 54 <sup>th</sup> ISSUE	3,000,000	109.00	41.73	EUR	136,457,100	185,649,885
11 REPUBLIKA SLOVENIJA 38 <sup>th</sup> ISSUE	820,216	109.22	100.00	EUR	89,583,992	121,879,020
12 REPUBLIKA SLOVENIJA 53 <sup>rd</sup> ISSUE	821,939	106.80	100.00	EUR	87,783,085	119,428,887
13 NLB 18 <sup>th</sup> ISSUE	150,000	100.00	417.29	EUR	62,593,500	85,158,457
14 REPUBLIKA SLOVENIJA 50 <sup>th</sup> ISSUE	612,818	100.50	100.00	EUR	61,588,209	83,790,758
15 REPUBLIKA SLOVENIJA 48 <sup>th</sup> ISSUE	600,000	101.91	100.00	EUR	61,146,000	83,189,133
16 REPUBLIKA SLOVENIJA 29 <sup>th</sup> ISSUE	550,000	104.50	100.00	EUR	57,475,000	78,194,738
17 NLB 15 <sup>th</sup> ISSUE	131,126	102.20	417.29	EUR	55,921,355	76,081,004
18 NLB 13 <sup>th</sup> ISSUE	117,335	113.00	417.29	EUR	55,327,876	75,273,575
19 REPUBLIKA SLOVENIJA 26 <sup>th</sup> ISSUE	500,000	103.80	100.00	EUR	51,900,000	70,609,950
20 REPUBLIKA SLOVENIJA 18 <sup>th</sup> ISSUE	500,000	103.50	100.00	EUR	51,750,000	70,405,875
21 NLB 10 <sup>th</sup> ISSUE	108,243	100.40	417.29	EUR	45,349,396	61,697,854
22 REPUBLIKA SLOVENIJA 23 <sup>rd</sup> ISSUE	400,000	107.30	100.00	EUR	42,920,000	58,392,660
23 NLB 17 <sup>th</sup> ISSUE	101,694	99.30	417.29	EUR	42,138,838	57,329,889
24 NLB 19 <sup>th</sup> ISSUE	100,000	96.70	417.29	EUR	40,351,943	54,898,818
25 REPUBLIKA SLOVENIJA 39 <sup>th</sup> ISSUE	24,015,475	98.87	1.67	EUR	39,652,647	53,947,427
26 POSLOVNI SISTEM MERCATOR	365,400	104.50	100.00	EUR	38,184,300	51,949,740
27 NLB 12 <sup>th</sup> ISSUE	80,000	103.00	417.29	EUR	34,384,696	46,780,379
28 NLB 16 <sup>th</sup> ISSUE	77,557	101.30	417.29	EUR	32,784,489	44,603,298
29 REPUBLIKA SLOVENIJA 49 <sup>th</sup> ISSUE	77,979	102.60	380.00	EUR	30,402,453	41,362,537
30 NLB 22 <sup>nd</sup> ISSUE	298,940	100.00	100.00	EUR	29,894,000	40,670,787
31 NOVA KBM 8 <sup>th</sup> ISSUE	70,000	100.70	417.29	EUR	29,414,772	40,018,797
32 NLB 21 <sup>st</sup> ISSUE	69,500	0.00	417.29	EUR	29,001,655	39,456,752
33 NOVA KBM 7 <sup>th</sup> ISSUE	70,000	98.22	417.29	EUR	28,690,357	39,033,230
34 REPUBLIKA SLOVENIJA 21 <sup>st</sup> ISSUE	998,158	94.50	30.25	EUR	28,533,594	38,819,955
35 NLB 11 <sup>th</sup> ISSUE	26,326	100.90	1,000.00	EUR	26,562,934	36,138,872
36 NOVA KBM 5 <sup>th</sup> ISSUE	60,000	103.10	417.29	EUR	25,813,559	35,119,348
37 REPUBLIKA SLOVENIJA 32 <sup>nd</sup> ISSUE	238,655	104.79	100.00	EUR	25,008,657	34,024,278
38 NLB 20 <sup>th</sup> ISSUE	57,100	0.00	417.29	EUR	23,827,259	32,416,986
39 ABANKA VIPA 10 <sup>th</sup> ISSUE	21,000	104.00	1,000.00	EUR	21,840,000	29,713,320
40 NOVA KBM 6 <sup>th</sup> ISSUE	50,000	101.30	417.29	EUR	21,135,739	28,755,172
41 BANKA CELJE 9 <sup>th</sup> ISSUE	50,000	100.90	417.29	EUR	21,052,281	28,641,628
42 ABANKA VIPA 11 <sup>th</sup> ISSUE	500,000	98.70	41.73	EUR	20,593,755	28,017,804
43 ABANKA VIPA 12 <sup>th</sup> ISSUE	500,000	98.70	41.73	EUR	20,593,755	28,017,804
44 ABANKA VIPA 7 <sup>th</sup> ISSUE	173,000	101.90	100.00	EUR	17,628,700	23,983,846
45 POŠTNA BANKA SLOVENIJE 7 <sup>th</sup> ISSUE	40,000	104.00	417.29	EUR	17,359,264	23,617,279
46 NLB 14 <sup>th</sup> ISSUE	17,000	100.00	1,000.00	EUR	17,000,000	23,128,500
47 NLB 8 <sup>th</sup> ISSUE	14,276	101.50	1,000.00	EUR	14,490,140	19,713,835
48 ABANKA 6 <sup>th</sup> ISSUE	135,000	102.62	100.00	EUR	13,853,700	18,847,959
49 REPUBLIKA SLOVENIJA 44 <sup>th</sup> ISSUE	296,493	110.90	41.73	EUR	13,721,272	18,667,791
50 BANKA CELJE 8 <sup>th</sup> ISSUE	125,000	102.48	100.00	EUR	12,810,000	17,428,005
51 PROBANKA 7 <sup>th</sup> ISSUE	120,000	102.00	100.00	EUR	12,240,000	16,652,520
52 FACTOR BANKA 14 <sup>th</sup> ISSUE	1,216	98.00	10,000.00	EUR	11,916,800	16,212,806
53 ABANKA VIPA 9 <sup>th</sup> ISSUE	100,000	104.70	100.00	EUR	10,470,000	14,244,435
54 BANKA CELJE 7 <sup>th</sup> ISSUE	100,000	104.00	100.00	EUR	10,400,000	14,149,200
55 POŠTNA BANKA SLOVENIJE 5 <sup>th</sup> ISSUE	10,000	102.00	1,000.00	EUR	10,200,000	13,877,100
56 ABANKA VIPA 8 <sup>th</sup> ISSUE	100,000	101.80	100.00	EUR	10,180,000	13,849,890
57 BANKA CELJE 6 <sup>th</sup> ISSUE A SERIES	100,000	100.40	100.00	EUR	10,040,000	13,659,420
58 ABANKA 4 <sup>th</sup> ISSUE	100,000	100.00	100.00	EUR	10,000,000	13,605,000
59 PROBANKA 8 <sup>th</sup> ISSUE	92,000	0.00	100.00	EUR	9,200,000	12,516,600
60 POŠTNA BANKA SLOVENIJE 2 <sup>nd</sup> ISSUE	15,000	112.50	417.29	EUR	7,106,036	9,667,762
61 PROBANKA 6 <sup>th</sup> ISSUE	65,000	101.30	100.00	EUR	6,584,500	8,958,212
62 ABANKA VIPA 13 <sup>th</sup> ISSUE	50,970	0.00	100.00	EUR	5,097,000	6,934,469
63 STANOVANJSKI SKLAD RS 3 <sup>rd</sup> ISSUE	20,000	107.80	226.94	EUR	4,933,348	6,711,819
64 POŠTNA BANKA SLOVENIJE 6 <sup>th</sup> ISSUE	10,000	104.20	417.29	EUR	4,348,162	5,915,674
65 STANOVANJSKI SKLAD RS 2 <sup>nd</sup> ISSUE	20,000	102.40	176.00	EUR	3,693,713	5,025,297
66 HOTELI BERNARDIN	20,000	105.70	160.59	EUR	3,394,873	4,618,724
67 BTC 1 <sup>st</sup> ISSUE	340,000	103.75	7.32	EUR	2,582,130	3,512,988
68 STANOVANJSKI SKLAD RS 1 <sup>st</sup> ISSUE	70,965	102.95	16.15	EUR	1,179,894	1,605,246
69 PROBANKA 4 <sup>th</sup> ISSUE	50,000	100.30	22.21	EUR	1,113,832	1,515,368
70 BANKA VIPA 7 <sup>th</sup> ISSUE	10,000	104.99	100.00	EUR	1,049,900	1,428,389
71 BANKA VIPA 6 <sup>th</sup> ISSUE	10,000	103.60	62.50	EUR	647,500	880,924
72 BANKA VIPA 5 <sup>th</sup> ISSUE	10,000	101.20	37.50	EUR	379,500	516,310
73 BANKA VIPA 4 <sup>th</sup> ISSUE	8,000	100.00	15.98	EUR	127,840	173,926
<b>TOTAL</b>					<b>5,561,139,045</b>	<b>7,565,929,671</b>

EXCHANGE RATES 1 EUR= 1.3605 USD as of 30 Apr 2007

## MARKET CAPITALISATION OF BONDS - SEMI-OFFICIAL MARKET

	Issue	Number of issued bonds	Price as of 30 Apr 2007	Principal amt. as of 30 Apr 2007	Currency of denomination	Market capitalisation as of 30 Apr 2007 (in EUR)	Market capitalisation as of 30 Apr 2007 (in USD)
1	SLOVENSKA ODŠKODNINSKA DRUŽBA 2 <sup>nd</sup> ISSUE	13,049,359	104.07	47.08	EUR	639,368,429	869,860,748
2	DARS 2 <sup>nd</sup> ISSUE	148,000	0.00	417.29	EUR	61,758,920	84,023,011
3	DARS	134,300	109.00	417.29	EUR	61,085,831	83,107,273
4	DARS 3 <sup>rd</sup> ISSUE	102,000	102.00	417.29	EUR	43,414,852	59,065,906
5	KD HOLDING 1 <sup>st</sup> ISSUE	400,000	102.50	100.00	EUR	41,000,000	55,780,500
6	KD HOLDING 2 <sup>th</sup> ISSUE	400,000	99.00	100.00	EUR	39,600,000	53,875,800
7	ZAVAROVALNICA TRIGLAV 1 <sup>st</sup> ISSUE	30,000	108.70	1,000.00	EUR	32,610,000	44,365,905
8	CIMOS 1 <sup>st</sup> ISSUE	200,000	108.69	100.00	EUR	21,738,000	29,574,549
9	FACTOR BANKA 11 <sup>th</sup> ISSUE	13,000	103.70	1,000.00	EUR	13,481,000	18,340,901
10	FACTOR BANKA 12 <sup>th</sup> ISSUE	2,500,000	99.00	4.17	EUR	10,320,750	14,041,380
11	POTEZA NALOŽBE	100,000	100.60	92.03	EUR	9,257,896	12,595,368
12	FACTOR BANKA 13 <sup>th</sup> ISSUE	1,757,900	97.00	4.17	EUR	7,110,530	9,673,876
13	FACTOR BANKA 8 <sup>th</sup> ISSUE	6,300	101.10	1,000.00	EUR	6,369,300	8,665,433
14	DEOS 1 <sup>st</sup> ISSUE	58,259	100.00	100.00	EUR	5,825,900	7,926,137
15	FACTOR BANKA 9 <sup>th</sup> ISSUE	5,927	97.80	1,000.00	EUR	5,796,606	7,886,282
16	FMR	50,000	103.00	100.00	EUR	5,150,000	7,006,575
17	BANKA ZASAVJE 3 <sup>rd</sup> ISSUE	5,000	100.53	1,000.00	EUR	5,026,500	6,838,553
18	FACTOR BANKA 10 <sup>th</sup> ISSUE	1,184	100.20	4,172.93	EUR	4,950,631	6,735,333
19	FACTOR BANKA 6 <sup>th</sup> ISSUE	10,000	99.00	419.65	EUR	4,154,545	5,652,258
20	SIP STROJNA INDUSTRIJA 1 <sup>st</sup> ISSUE B SERIES	17,250	0.00	51.15	EUR	882,338	1,200,420
	<b>TOTAL</b>					<b>1,018,902,027</b>	<b>1,386,216,208</b>

EXCHANGE RATES	1 EUR=	1.3605	USD as of 30 Apr 2007
----------------	--------	--------	-----------------------

### D3) MARKET CAPITALISATION OF INVESTMENT FUNDS

#### MARKET CAPITALISATION OF MUTUAL FUNDS

	Mutual fund	Number of coupons traded	Price as of 30 Apr 2007	Market capitalisation as of 30 Apr 2007 (in EUR)	Market capitalisation as of 30 Apr 2007 (in USD)
1	PROBANKA GLOBALNI NALOŽBENI SKLAD	133,919,399	0.820 EUR	109,813,907	149,401,821
2	MP-BALKAN.SI	499,758	87.59 EUR	43,773,803	59,554,259
3	MP-EUROSTOCK.SI	927,194	7.15 EUR	6,629,437	9,019,349
	<b>TOTAL</b>			<b>160,217,148</b>	<b>217,975,429</b>

EXCHANGE RATES 1 USD= 1.3605 USD as of 30 Apr 2007

#### MARKET CAPITALISATION OF INVESTMENT COMPANIES

	Investment company	Number of shares traded	Price as of 30 Apr 2007	Market capitalisation as of 30 Apr 2007 (in EUR)	Market capitalisation as of 30 Apr 2007 (in USD)
1	NFD 1 DELNIŠKI INVESTICIJSKI SKLAD	160,580,300	2.18 EUR	350,065,054	476,263,506
2	INFOND ID	8,132,314	13.76 EUR	111,900,641	152,240,822
3	MAKSIMA ID	7,811,823	13.99 EUR	109,287,404	148,685,513
4	KD ID	9,181,542	11.76 EUR	107,974,934	146,899,898
5	KRONA SENIOR ID	7,316,086	9.50 EUR	69,502,817	94,558,583
6	ZVON ENA ID	2,277,577	17.01 EUR	38,741,585	52,707,926
7	INFOND ID 1	4,956,471	6.30 EUR	31,225,767	42,482,656
	<b>TOTAL</b>			<b>818,698,201</b>	<b>1,113,838,903</b>

EXCHANGE RATES 1 EUR= 1.3605 USD as of 30 Apr 2007

## E) OTHER

## E1) INDICATORS AS OF 30 APRIL 2007

ISSUE	Price as of 30 Apr 2007	Total net profit (loss) in 000 SIT in year 2005 or 2006 <sup>(7)</sup>	Earning per share as of 31 Dec 2005 or 31 Dec 2006 <sup>(7)</sup>	P / E <sup>(1)</sup>	Dividend for year 2005 <sup>(7)</sup>	Dividend yield	Book value as of 31 Dec 2005 or 31 Dec 2006 <sup>(7)</sup>	P / B <sup>(1)</sup>	Turnover ratio <sup>(2)</sup>
<b>PRIME MARKET SHARES</b>									
Droga Kolinska <sup>(6)</sup>	15.39 EUR	(218 EUR)	(0.015 EUR)	(3)	0.284 EUR	1.84%	11.93 EUR	1.29	4.09%
Gorenje <sup>(6)</sup>	35.83 EUR	22,358 EUR	1.99 EUR	18.03	0.417 EUR	1.16%	20.56 EUR	1.74	18.36%
Intereuropa <sup>(6)</sup>	41.46 EUR	9,245 EUR	1.17 EUR	35.44	1.04 EUR	2.52%	21.88 EUR	1.89	14.80%
Krka <sup>(6)</sup>	881.76 EUR	97,183 EUR	28.75 EUR	30.67	6.89 EUR	0.78%	133.88 EUR	6.59	14.92%
Luka Koper <sup>(4),(6)</sup>	84.61 EUR	19,790 EUR	1.41 EUR	60.01	1.08 EUR	1.28%	19.27 EUR	4.39	15.77%
Mercator <sup>(6)</sup>	306.85 EUR	29,581 EUR	8.65 EUR	35.49	2.50 EUR	0.82%	162.66 EUR	1.89	5.36%
Merkur <sup>(6)</sup>	284.09 EUR	14,957 EUR	12.31 EUR	23.08	3.13 EUR	1.10%	147.87 EUR	1.92	7.10%
Petrol <sup>(6)</sup>	607.95 EUR	35,044 EUR	17.01 EUR	35.74	4.17 EUR	0.69%	171.30 EUR	3.55	17.27%
<b>PRIME MARKET AVERAGE</b>				<b>32.95</b>		<b>0.95%</b>		<b>3.02</b>	
ACH	62.60 EUR	17,862 EUR	6.31 EUR	9.92	1.17 EUR	1.87%	26.98 EUR	2.32	3.04%
Aerodrom <sup>(4),(6)</sup>	85.86 EUR	8,802 EUR	2.32 EUR	37.03	1.11 EUR	1.29%	25.59 EUR	3.35	9.11%
Cornet <sup>(6)</sup>	12.00 EUR	1,510 EUR	0.909 EUR	13.21	0.417 EUR	3.48%	12.94 EUR	0.93	1.57%
Delo	130.00 EUR	1,671 EUR	2.50 EUR	52.00	1.25 EUR	0.96%	37.34 EUR	3.48	1.53%
Delo Prodaja	25.00 EUR	518 EUR	0.894 EUR	27.96	0.647 EUR	2.59%	26.41 EUR	0.95	2.90%
Emona obala <sup>(6)</sup>	6.80 EUR	(3,193 EUR)	(2.04 EUR)	(3)			9.52 EUR	0.71	4.77%
Etol <sup>(6)</sup>	164.00 EUR	3,753 EUR	16.40 EUR	10.00	6.18 EUR	3.77%	211.47 EUR	0.78	6.21%
Geodetski zavod Slovenije	15.50 EUR	254 EUR	0.673 EUR	23.03	0.376 EUR	2.42%	15.29 EUR	1.01	10.31%
Iskra Avtoelektrika <sup>(6)</sup>	55.80 EUR	1,009 EUR	0.627 EUR	89.00	0.918 EUR	1.65%	25.82 EUR	2.16	5.62%
Istrabenz <sup>(6)</sup>	81.18 EUR	16,035 EUR	3.10 EUR	26.23	0.584 EUR	0.72%	47.94 EUR	1.69	10.62%
Kompas MTS	7.70 EUR	121 EUR	0.041 EUR	187.80			15.39 EUR	0.50	0.22%
Milnotest <sup>(6)</sup>	5.54 EUR	713 EUR	0.298 EUR	18.59	0.217 EUR	3.92%	10.58 EUR	0.52	11.55%
Nika	13.70 EUR	196 EUR	1.04 EUR	13.17			20.03 EUR	0.68	0.28%
Pivovarna Laško <sup>(6)</sup>	61.96 EUR	17,789 EUR	2.03 EUR	30.52	0.250 EUR	0.40%	25.28 EUR	2.45	11.29%
Salus	861.16 EUR	6,379 EUR	50.56 EUR	17.03	20.86 EUR	2.42%	315.46 EUR	2.73	5.41%
Sava <sup>(6)</sup>	298.70 EUR	33,992 EUR	16.96 EUR	17.61	2.67 EUR	0.89%	214.18 EUR	1.39	4.25%
Telekom Slovenije <sup>(6)</sup>	406.82 EUR	103,407 EUR	15.90 EUR	25.59	5.27 EUR	1.29%	151.50 EUR	2.69	8.33%
Terme Čatež <sup>(6)</sup>	240.00 EUR	5,755 EUR	11.74 EUR	20.44	4.38 EUR	1.83%	156.18 EUR	1.54	1.17%
Žito <sup>(6)</sup>	220.22 EUR	514 EUR	1.47 EUR	149.81	3.84 EUR	1.74%	165.41 EUR	1.33	14.70%
<b>MARKET AVERAGE<sup>(5)</sup></b>				<b>28.67</b>		<b>1.06%</b>		<b>2.53</b>	

Calculated on the basis of last audit consolidated financial statements. Average number of shares traded in last 2 years has been used for the calculations.

(1) P / E = price / earnings per share, P / B = price / book value

(2) Yearly turnover / average market capitalisation on 30 Apr 2006, 31 Oct 2006 and 30 Apr 2007.

(3) Not applicable.

(4) By Aerodrom and Luka Koper P / E is calculated on all shares.

(5) Market average is obtained from last audited consolidated annual reports.

Average P/E = total market capitalisation of common shares listed on prime market or official market 30 Apr 2007 / total net profit of companies listed on prime market or official market (in year 2005 or 2006), adjusted with share of listed securities.

Average div. yield = total dividends, paid by the companies listed on prime market or official market in year 2006, adjusted with share of listed securities / total market capitalisation of common shares on prime market or official market (30 Apr 2007).

(6) Calculated on the basis of audit consolidated financial statements based on IASs.

(7) Calculation based on average daily middle euro exchange rates of Bank of Slovenia in 2005 or 2006 and the middle euro exchange rate of Bank of Slovenia as of 31 Dec 2005 or 31 Dec 2006. For the calculation of dividends the official exchange rate of 1 EUR = 239.640 SIT has been used.

## E2) RECORD VALUES

### RECORD DAILY TURNOVER IN YEAR 2007

14<sup>th</sup> Mar 2007

	Turnover (in EUR)	Number of bargains	Volume in pieces
Order book trades	13,098,724	975	274,246
Cross trades	1,896,680	95	14,785
<b>Total</b>	<b>14,995,404</b>	<b>1,070</b>	<b>289,031</b>

### MAX AND MIN VALUE OF TURNOVER AND INDICES

	In 2007		1989-2006	
Monthly turnover - block trades excluded (in 000 EUR)	182,087.33	January	117,848.17	October 2006
Daily turnover - block trades excluded (in 000 EUR)	14,995.40	14 Mar 2007	20,151.71	7 Apr 2006
Number of bargains per day - block trades excluded	1,743.00	31 Jan 2007	6,391.00	27 Dec 2002
Value of block trade (in 000 EUR)	20,864.63	14 Feb 2007	75,012.95	23 Nov 2005
Max value of SBI 20 index	<b>8,734.54</b>	<b>30 Apr 2007</b>	6,464.80	18 Dec 2006
Min value of SBI 20 index	6,551.52	3 Jan 2007	891.93	10 Sep 1996
Max value of SBI TOP index	<b>1,897.86</b>	<b>30 Apr 2007</b>	1,506.88	18 Dec 2006
Min value of SBI TOP index	1,501.26	3 Jan 2007	534.14	8 Jul 2003
Max value of PIX index	<b>6,008.59</b>	<b>26 Apr 2007</b>	5,099.52	22 Dec 2006
Min value of PIX index	5,054.97	3 Jan 2007	965.15	29 Apr 1999
Max value of BIO index	119.95	9 Jan 2007	123.41	7 Oct 2005
Min value of BIO index	<b>117.20</b>	<b>17 Apr 2007</b>	100.46	5 Jul 1995
<b>Other</b>				
Market capitalisation of shares in EURm	<b>14,845.95</b>	<b>30 Apr 2007</b>	11,513.080	31 Dec 2006
Share in turnover of foreign investors	<b>5.54%</b>	<b>30 Apr 2007</b>	19.68%	31 Dec 2002

### E3) NEW LISTED AND DELISTED SECURITIES AND CHANGES IN YEAR 2007

#### NEW LISTED SECURITIES

##### OFFICIAL MARKET

###### BONDS

Issuer	Trading code	Nomin. value of issue	Issue	Listing date	First trading day
NOVA LJUBLJANSKA BANKA	NLB22	29.894.000 EUR	22 <sup>nd</sup> issue	8 Jan 2007	11 Jan 2007
ABANKA VIPA	AB13	5.097.000 EUR	13 <sup>th</sup> issue	15 Feb 2007	23 Feb 2007
PROBANKA	PRB8	9.200.000 EUR	8 <sup>th</sup> issue	2 Mar 2007	7 Mar 2007
FACTOR BANKA	FB14	12.160.000 EUR	14 <sup>th</sup> issue	13 Mar 2007	16 Mar 2007

##### DELISTED SECURITIES

##### SEMI-OFFICIAL MARKET

###### SHARES

Issuer	Trading code	Type of share	Delisting date
LESNINA EMMI	LSBG	common	10 Jan 2007
GOZDNO GOSPODARSTVO BLEJED	GGRB	common	10 Jan 2007

##### EXTENDED LISTING OF SECURITIES

##### OFFICIAL MARKET

###### SHARES

Issuer	Trading code	Type of share	Number of shares before extension	Number of shares after extension	Extension date
PIVOVARNA LAŠKO	PILR	common	8.578.085	8.578.391	23 Jan 2007

###### BONDS

Issuer	Trading code	Issue	Number of bonds before extension	Number of bonds after extension	Extension date
REPUBLIKA SLOVENIJA	RS59	59 <sup>th</sup> issue	18.400.000	25.553.128	20 Feb 2007

##### REDUCED LISTING OF SECURITIES

###### BONDS

Issuer	Trading code	Issue	Number of bonds before reduction	Number of bonds after reduction	Reduction date
REPUBLIKA SLOVENIJA	RS38	38 <sup>th</sup> issue	1.000.000	820.216	20 Apr 2007
REPUBLIKA SLOVENIJA	RS49	47 <sup>th</sup> issue	78.392	77.979	20 Apr 2007
REPUBLIKA SLOVENIJA	RS53	53 <sup>th</sup> issue	1.000.000	821.939	20 Apr 2007
REPUBLIKA SLOVENIJA	RS57	57 <sup>th</sup> issue	9.000.000	6.629.324	20 Apr 2007
REPUBLIKA SLOVENIJA	RS62	62 <sup>nd</sup> issue	11.800.000	11.704.850	20 Apr 2007

##### EXPIRED BONDS

Issuer	Trading code	Issue	Market	Last trading day
REPUBLIKA SLOVENIJA	RS31	31 <sup>st</sup> issue	official market	8 Jan 2007
REPUBLIKA SLOVENIJA	RS55	55 <sup>th</sup> issue	official market	4 Feb 2007
BANKA CELJE	BCE5	5 <sup>th</sup> issue	official market	8 Mar 2007
DBS	SZB4	4 <sup>th</sup> issue	semi-official market	27 Mar 2007

##### CHANGES OF NOMINAL VALUE

ISSUER	Past nominal value	Present nominal value	Number of shares traded	New trading code	Market	Change date
JATA EMONA	1.000 SIT	non-par value	3.197.534	JAMR (no change)	semi-official market	8.1.2006
KRONA SENIOR ID	1.000 SIT	non-par value	7.316.086	SNOG (no change)	semi-official market	4.1.2007
GORENJSKI TISK	1.000 SIT	non-par value	963.349	GTKG (no change)	semi-official market	4.1.2007
MODRA LINIJA HOLDING	1.000 SIT	non-par value	2.192.411	MLHR (no change)	semi-official market	4.1.2007
JADRAN	1.000 SIT	non-par value	165.302	JASG (no change)	semi-official market	4.1.2007
INLES	2.000 SIT	non-par value	712.410	IHPG (no change)	semi-official market	11.1.2007
CINKARNA CELJE	6.000 SIT	non-par value	814.626	CICG (no change)	semi-official market	12.1.2007
BELINKA	1.000 SIT	non-par value	2.552.270	BELG (no change)	semi-official market	19.1.2007
NFD HOLDING	1.000 SIT	non-par value	33.159.997	NF2R (no change)	semi-official market	19.1.2007
GORENJE	1.000 SIT	non-par value	12.200.000	GRVG (no change)	official market	26.1.2007
GEA	1.000 SIT	non-par value	1.254.960	GSBG (no change)	semi-official market	26.1.2007
EMONA OBALA	1.000 SIT	non-par value	1.741.456	EOKG (no change)	official market	2 Feb 2007
MAKSIMA, DELNIŠKA ID	1.000 SIT	non-par value	7.811.823	MAIR (no change)	semi-official market	2 Feb 2007
MERCATA	1.000 SIT	non-par value	2.891.874	MROR (no change)	semi-official market	2 Feb 2007
PLAMA-PUR	1.000 SIT	non-par value	686.798	POPG (no change)	semi-official market	5 Feb 2007
DZS	1.000 SIT	non-par value	1.437.618	DZS (no change)	semi-official market	7 Feb 2007
MERKUR	10.000 SIT	non-par value	1.312.585	MER (no change)	official market	9 Feb 2007
ZVON ENA ID	1.000 SIT	non-par value	2.277.577	ZVIR (no change)	semi-official market	15 Feb 2007
AKTIVA NALOŽBE	1.000 SIT	non-par value	13.591.508	ATPG (no change)	semi-official market	22 Feb 2007
NFD 1 DELNIŠKI INVESTICIJSKI SKLAD	100 SIT	non-par value	160.580.300	NF1N (no change)	semi-official market	27 Feb 2007
ISKRA AVTOELEKTRIKA	2.000 SIT	non-par value	1.608.313	IALG (no change)	official market	5 Mar 2007
GRAND HOTEL UNION	1.000 SIT	non-par value	1.814.613	GHUG (no change)	semi-official market	22 Mar 2007
VIZIJA HOLDING	1.000 SIT	non-par value	277.503	VIHR (no change)	semi-official market	17 Apr 2007
VIZIJA HOLDING ENA	1.000 SIT	non-par value	2.129.725	VZPG (no change)	semi-official market	18 Apr 2007



## F) LIST OF SECURITIES

### F1) OFFICIAL MARKET (1)

#### CORPORATE BONDS

	Issuer	Trading code	First trading day	Nominal value of issue traded	Coupon interest rate	Maturity	Sector
1	ABANKA VIPA	AB04	27 Dec 2000	10,000,000 EUR	6.25% p.a.	2000-2007	banking
2	ABANKA VIPA	AB06	25 Nov 2002	13,500,000 EUR	5.9% p.a.	2002-2009	banking
3	ABANKA VIPA	AB07	30 Oct 2003	17,300,000 EUR	5.3% p.a.	2003-2010	banking
4	ABANKA VIPA	AB08	16 Oct 2006	10,000,000 EUR	4.9% p.a.	2003-2011	banking
5	ABANKA VIPA	AB09	16 Oct 2006	10,000,000 EUR	4.7% p.a.	2003-2011	banking
6	ABANKA VIPA	AB10	16 Oct 2006	21,000,000 EUR	4.6% p.a.	2004-2011	banking
7	ABANKA VIPA	AB11	30 Jun 2006	20,865,000 EUR	4.0% p.a.	2005-2010	banking
8	ABANKA VIPA	AB12	30 Jun 2006	20,865,000 EUR	3.8% p.a.	2005-2010	banking
9	ABANKA VIPA	AB13	23 Feb 2007	5,097,000 EUR	6m EURIBOR + 50 b.p.	2006-2008	banking
10	ABANKA VIPA	VIP4E	3 Dec 1997	2,045,200 EUR	7% p.a.	1997-2007	banking
11	ABANKA VIPA	VIP5	24 Dec 1998	2,000,000 EUR	6% p.a.	1998-2008	banking
12	ABANKA VIPA	VIP6	6 Mar 2000	2,000,000 EUR	5.5% p.a.	1999-2009	banking
13	ABANKA VIPA	VIP7	19 July 2001	2,000,000 EUR	6.2% p.a.	2001-2010	banking
14	BANKA CELJE	BCE9	16 Oct 2006	20,864,500 EUR	3.8% p.a.	2005-2010	banking
15	BANKA CELJE	BCE6A	30 Sept 2002	10,000,000 EUR	5.6% p.a.	2002-2008	banking
16	BANKA CELJE	BCE7	17 Nov 2003	10,000,000 EUR	5.15% p.a.	2003-2010	banking
17	BANKA CELJE	BCE8	26 Oct 2004	12,500,000 EUR	4.9% p.a.	2004-2011	banking
18	BLAGOVNO TRGOVINSKI CENTER	BTC1E	24 Feb 1997	17,384,200 EUR	10.5% p.a.	1996-2008	retail, wholesale and real estate trade
19	FACTOR BANKA	FB14	7 Mar 2007	12,160,000 EUR	4.0% p.a.	2006-2012	banking
20	HOTELI BERNARDIN	HTB1E	28 June 1999	10,225,800 EUR	8.5% p.a.	1999-2009	hotel and restaurant activities
21	NOVA KBM	KBM5	26 Oct 2004	25,037,400 EUR	5.3% p.a.	2004-2009	banking
22	NOVA KBM	KBM6	26 Oct 2004	20,864,500 EUR	4.5% p.a.	2004-2007	banking
23	NOVA KBM	KBM7	30 Jun 2005	29,210,300 EUR	4.1% p.a.	2004-2011	banking
24	NOVA KBM	KBM8	30 Jun 2005	29,210,300 EUR	3.9% p.a.	2005-2010	banking
25	NOVA LJUBLJANSKA BANKA	NLB8	16 Oct 2006	14,276,000 EUR	5.5% p.a.	2002-2007	banking
26	NOVA LJUBLJANSKA BANKA	NLB10	18 Jun 2003	45,168,721 EUR	3% p.a. + TOM	2002-2007	banking
27	NOVA LJUBLJANSKA BANKA	NLB11	18 Jun 2003	26,326,000 EUR	5.1% p.a.	2002-2009	banking
28	NOVA LJUBLJANSKA BANKA	NLB12	14 Nov 2003	33,383,200 EUR	2.65% + TOM	2003-2008	banking
29	NOVA LJUBLJANSKA BANKA	NLB13	14 Nov 2003	48,962,722 EUR	7% p.a.	2003-2013	banking
30	NOVA LJUBLJANSKA BANKA	NLB14	16 Oct 2006	17,000,000 EUR	5% p.a.	2003-2008	banking
31	NOVA LJUBLJANSKA BANKA	NLB15	16 Oct 2006	54,717,569 EUR	4.8% p.a.	2004-2012	banking
32	NOVA LJUBLJANSKA BANKA	NLB16	30 Jun 2005	32,363,761 EUR	4.0% p.a.	2004-2009	banking
33	NOVA LJUBLJANSKA BANKA	NLB17	30 Jun 2005	42,435,889 EUR	3.85% p.a.	2005-2011	banking
34	NOVA LJUBLJANSKA BANKA	NLB18	29 Dec 2005	62,593,500 EUR	4.15% p.a.	2005-2015	banking
35	NOVA LJUBLJANSKA BANKA	NLB19	29 Dec 2005	41,729,000 EUR	4.0% p.a.	2005-2016	banking
36	NOVA LJUBLJANSKA BANKA	NLB20	25 Aug 2006	23,827,259 EUR	3.75% p.a. first 3 years, then 6m EURIBOR + 30 b.p.	2006-2013	banking
37	NOVA LJUBLJANSKA BANKA	NLB21	27 Dec 2006	29,001,655 EUR	4.0% p.a.	2006-2009	banking
38	NOVA LJUBLJANSKA BANKA	NLB22	11 Jan 2007	29,894,000 EUR	6m EURIBOR + 25 b.p.	2006-2011	banking
39	POSLOVNI SISTEM MERCATOR	MEO1	16 Oct 2006	36,540,000 EUR	4.8% p.a.	2004-2011	commerce industry, agriculture
40	POŠTNA BANKA SLOVENIJE	PBS2	16 Oct 2006	6,259,350 EUR	6% + TOM	2000-2007	banking
41	POŠTNA BANKA SLOVENIJE	PBS5	16 Oct 2006	10,000,000 EUR	4.8% p.a.	2004-2008	banking
42	POŠTNA BANKA SLOVENIJE	PBS6	16 Oct 2006	4,172,900 EUR	4.4% p.a.	2004-2012	banking
43	POŠTNA BANKA SLOVENIJE	PBS7	16 Oct 2006	16,691,600 EUR	4.7% p.a.	2004-2011	banking
44	PROBANKA, MARIBOR	PRB4	16 Oct 2006	5,000,000 EUR	5.5% p.a.	1999-2007	banking
45	PROBANKA, MARIBOR	PRB6	16 Oct 2006	6,500,000 EUR	5.7% p.a.	2002-2008	banking
46	PROBANKA, MARIBOR	PRB7	16 Oct 2006	12,000,000 EUR	5.2% p.a.	2004-2010	banking
47	PROBANKA, MARIBOR	PRB8	16 Mar 2007	9,200,000 EUR	3.9% p.a.	2006-2012	banking
48	STANOVANJSKI SKLAD RS	SSR1E	4 Jul 1996	3,628,440 EUR	6% p.a.	1995-2010	national mortgage agency
49	STANOVANJSKI SKLAD RS	SSR2	30 Jun 1998	8,345,800 EUR	7.2% p.a. + TOM	1998-2008	national mortgage agency
50	STANOVANJSKI SKLAD RS	SSR3	16 Oct 2006	8,345,800 EUR	TOM + 6.10% p.a.	2001-2011	national mortgage agency

#### MUNICIPAL and GOVERNMENT BONDS

	Issuer	Trading code	First trading day	Nominal value of issue traded	Coupon interest rate	Maturity	Sector
1	REPUBLIC OF SLOVENIA	RS18	15 May 2000	50,000,000 EUR	6% p.a.	2000-2010	government bond
2	REPUBLIC OF SLOVENIA	RS21	18 Nov 2002	41,653,133 EUR	1% p.a. + TOM	2001-2015	government bond
3	REPUBLIC OF SLOVENIA	RS23	20 Feb 2001	40,000,000 EUR	6% p.a.	2001-2011	government bond
4	REPUBLIC OF SLOVENIA	RS26	14 June 2001	50,000,000 EUR	5.375% p.a.	2001-2011	government bond
5	REPUBLIC OF SLOVENIA	RS29	25 Jan 2002	55,000,000 EUR	5.375% p.a.	2002-2012	government bond
6	REPUBLIC OF SLOVENIA	RS32	25 Jan 2002	23,865,500 EUR	5.375% p.a.	2002-2012	government bond
7	REPUBLIC OF SLOVENIA	RS33	9 Apr 2002	127,166,004 EUR	8% p.a.	2002-2022	government bond
8	REPUBLIC OF SLOVENIA	RS38	30 Apr 2002	82,021,600 EUR	5.63% p.a.	2002-2017	government bond
9	REPUBLIC OF SLOVENIA	RS39	18 Nov 2002	100,144,531 EUR	1% p.a. + TOM	2002-2008	government bond
10	REPUBLIC OF SLOVENIA	RS44	29 Nov 2002	12,372,653 EUR	6.65% p.a.	2002-2012	government bond
11	REPUBLIC OF SLOVENIA	RS48	10 Dec 2002	60,000,000 EUR	4.75% p.a.	2002-2012	government bond
12	REPUBLIC OF SLOVENIA	RS49	22 Jan 2003	29,632,020 EUR	4.75% p.a.	2003-2022	government bond
13	REPUBLIC OF SLOVENIA	RS50	11 Mar 2003	61,281,800 EUR	4.50% p.a.	2003-2013	government bond
14	REPUBLIC OF SLOVENIA	RS52	17 Apr 2003	166,920,000 EUR	6.25% p.a.	2003-2008	government bond
15	REPUBLIC OF SLOVENIA	RS53	17 Apr 2003	82,193,900 EUR	4.875% p.a.	2003-2018	government bond
16	REPUBLIC OF SLOVENIA	RS54	29 Oct 2003	125,190,000 EUR	5.75% p.a.	2003-2013	government bond
17	REPUBLIC OF SLOVENIA	RS56	24 Feb 2004	208,650,000 EUR	4.875% p.a.	2004-2009	government bond
18	REPUBLIC OF SLOVENIA	RS57	29 Mar 2004	276,641,691 EUR	4.875% p.a.	2004-2014	government bond
19	REPUBLIC OF SLOVENIA	RS58	2 Feb 2005	414,504,090 EUR	3.25% p.a.	2005-2008	government bond
20	REPUBLIC OF SLOVENIA	RS59	2 Feb 2005	1,066,332,031 EUR	4% p.a.	2005-2016	government bond
21	REPUBLIC OF SLOVENIA	RS60	14 Apr 2005	542,490,000 EUR	3.5% p.a.	2005-2010	government bond
22	REPUBLIC OF SLOVENIA	RS61	24 Jan 2006	542,489,958 EUR	3.25% p.a.	2006-2011	government bond
23	REPUBLIC OF SLOVENIA	RS62	24 Jan 2006	488,443,391 EUR	3.5% p.a.	2005-2017	government bond

**TOM** (abbreviation for: "temeljna obrestna mera"- base interest rate) - indexation factor, calculated as twelve month average of monthly consumer price index

## F1) OFFICIAL MARKET (2)

### COMMON SHARES

#### PRIME MARKET SHARES

	Issuer	Trading code	First trading day	Nominal value of issue listed	Number of shares traded	Isin code	Sector
1	DROGA KOLINSKA	DRKR	19 Oct 2005	14,382,915,000 SIT	14,382,915	SI 003111337 4	packaged foods & meats
2	GORENJE, VELENJE	GRVG	10 Nov 2000 (2 June 1998 free market)	non-par value	12,200,000	SI 003110407 6	household appliances
3	INTEREUROPA, KOPER	IEKG	12 Jan 1998	non-par value	7,902,413	SI 003110009 0	retail trade
4	LUKA KOPER	LKPG	20 Nov 1996	7,140,000,000 SIT	7,140,000	SI 003110134 6	transport
5	KRKA TOVARNA ZDRAVIL, NOVO MESTO	KRKG	4 Nov 1997	14,170,448,000 SIT	3,542,612	SI 003110212 0	pharmaceutical & chemical industry
6	MERCATOR, LJUBLJANA	MELR	22 Dec 1997	37,653,610,000 SIT	3,208,504	SI 003110008 2	commerce industry, agriculture
7	MERKUR, NAKLO	MER	30 Nov 1998	non-par value	1,214,585	SI 003110463 9	wholesale and retail trade
8	PETROL, LJUBLJANA	PETG	5 May 1997	12,517,806,000 SIT	2,086,301	SI 003110215 3	crude-oil and gas trade

#### SHARES

	Issuer	Trading code	First trading day	Nominal value of issue listed	Number of shares traded	Isin code	Sector
1	AERODROM, LJUBLJANA	AELG	8 Oct 1997	non-par value	1,936,229	SI 003110327 6	airport services
2	AUTOCOMMERCE, LJUBLJANA	ACLG	24 Jan 2006	2,886,877,000 SIT	2,886,877	SI 003110152 8	distributors
3	COMET, ZREČE	CHZG	2 Nov 1998	non-par value	1,700,688	SI 003110440 7	grinding wheels and other non-metals production
4	DELO, LJUBLJANA	DELR	13 Jan 1999	non-par value	667,464	SI 003110445 6	publishing
5	DELO PRODAJA	DPRG	12 Feb 2001	non-par value	593,549	SI 003110707 9	trade
6	EMONA OBALA	EOKG	7 Jan 1998	non-par value	1,741,456	SI 003110268 2	commerce
7	ETOL, CELJE	ETOG	21 Feb 1997	non-par value	254,619	SI 003110133 8	essential oils and fragrances production
8	GEODETSKI ZAVOD SLOVENIJE	GZRG	8 Jan 2001	379,820,000 SIT	379,820	SI 003111033 9	surveying and cartography
9	ISKRA AVTOELEKTRIKA	IALG	16 Oct 2006	3,216,626,000 SIT	1,608,313	SI 003110704 6	production of electrical equipment for machinery and vehicles
10	ISTRABENZ, KOPER	ITBG	16 June 1997	non-par value	5,180,000	SI 003110207 0	holding companies management
11	KOMPAS MTS	MTSG	8 Dec 2000	non-par value	594,508	SI 003110370 6	catering service, border-crossing and tourist services
12	MLINOTEST, AJDOVŠČINA	MAJG	3 Apr 2000	non-par value	2,389,177	SI 003110820 0	food processing industry
13	NIKA, BREŽICE	NIKN	23 June 1992	189,876,000 SIT	189,876	SI 003110079 3	financial consultancy and services
14	PIVOVARNA LAŠKO	PILR	1 Feb 2000	non-par value	8,578,391	SI 003110741 8	brewery
15	SALUS, LJUBLJANA	SALR	16 Jan 1992	134,980,000 SIT	134,980	SI 003110568 5	full-line pharmaceutical
16	SAVA, KRANJ	SAVA	6 Jan 2000	20,069,870,000 SIT	2,006,987	SI 003110845 7	wholesale chemicals
17	TELEKOM SLOVENIJE	TLSG	2 Oct 2006	non-par value	6,535,478	SI 0031104290	telecommunication
18	TERME ČATEŽ	TCRG	26 Aug 1993	3,587,496,000 SIT	597,916	SI 003110063 7	health resort
19	ŽITO, LJUBLJANA	ZTOG	20 Mar 2000	non-par value	355,792	SI 003110844 0	flour, bread, pasta and sweets production

#### PREFERRED SHARES

	Issuer	Trading code	First trading day	Nominal value of issue listed	Number of shares traded	Isin code	Sector
1	PROBANKA, MARIBOR	PRBP	30 Mar 1993	non-par value	396,235	SI 002120040 5	banking

#### MUTUAL FUNDS

	Mutual fund	Trading code	First trading day	Value of first trade	Number of coupons on first trading day	Isin code	Sector
1	MP-BALKAN.SI	MPBL	24 Nov 2006	62.36	82.689	SI 002140002 1	mutual fund
2	MP-EUROSTOCK.SI	MPEU	16 Jun 2006	5.47	728,413	SI 002140001 3	mutual fund
3	Probanka globalni naložbeni sklad	PBGS	24 Nov 2006	0.71	142,885,835	SI 002140003 9	mutual fund

## F2) SEMI-OFFICIAL MARKET (1)

### CORPORATE BONDS

	Issuer	Trading code	First trading day	Nominal value of issue traded	Interest rate	Maturity	Sector
1	BANKA ZASAVJE	BZ03	27 Jul 2004	5,000,000 EUR	4.5% p.a.	2004-2011	banking
2	CIMOS	CIM1	21 Jul 2005	20,000,000 EUR	5.75% p.a.	2004-2011	automobile industry
3	DARS	DRS1	30 Dec 2004	56,042,047 EUR	5.1% p.a.	2004-2024	performing financial engineering, preparatory, organization and policy making of building, maintenance of road network and management of super highways in Republic of Slovenia
4	DARS	DRS2	8 Nov 2005	61,758,920 EUR	4.5% p.a.	2005-2025	performing financial engineering, preparatory, organization and policy making of building, maintenance of road network and management of super highways in Republic of Slovenia
5	DARS	DRS3	3 Feb 2006	42,563,580 EUR	4.0% p.a.	2005-2020	performing financial engineering, preparatory, organization and policy making of building, maintenance of road network and management of super highways in Republic of Slovenia
6	DEOS	DEO1	28 Sep 2005	5,825,900 EUR	6% p.a.	2004-2014	the construction and maintenance of safe homes
7	FMR	FMR1	5 May 2005	5,000,000 EUR	4.6% p.a.	2004-2009	holding companies management
8	FACTOR BANKA	FB06	23 May 2005	4,196,500 EUR	2% + 6month EURIBOR	2002-2009	banking
9	FACTOR BANKA	FB08	10 May 2005	6,300,000 EUR	4.8% p.a.	2003-2008	banking
10	FACTOR BANKA	FB09	10 May 2005	5,927,000 EUR	4.8% p.a.	2004-2014	banking
11	FACTOR BANKA	FB10	10 May 2005	4,940,749 EUR	4.25% p.a.	2004-2007	banking
12	FACTOR BANKA	FB11	25 Oct 2005	13,000,000 EUR	1.5% + 6 month EURIBOR	2005-2020	banking
13	FACTOR BANKA	FB12	7 Mar 2006	10,425,000 EUR	3.75% p.a.	2005-2010	banking
14	FACTOR BANKA	FB13	26 Jun 2006	7,330,443 EUR	2.00% p.a.	2005-2008	banking
15	KD HOLDING	KDH1	16 Dec 2005	40,000,000 EUR	5.45% p.a.	2005-2015	holding companies management
16	KD HOLDING	KDH2	7 Apr 2006	40,000,000 EUR	4.85% p.a.	205-2015	holding companies management
17	POTEZA NALOŽBE	PNO1	29 Sep 2004	10,000,000 EUR	5.25% p.a.	2003-2011	enterprise and business counselling
18	SIP, STROJNA INDUSTRIJA	SIPBE	19 June 2000	1,763,985 EUR	6% p.a.	1999-2009	manufacturing farm equipment

### INSURANCE

	Issuer	Trading code	First trading day	Nominal value of issue traded	Coupon interest rate	Maturity	Sector
1	ZAVAROVALNICA TRIGLAV	ZT01	2 Jun 2004	30,000,000 EUR	5.125% p.a.	2003-2013	insurance

### MUNICIPAL and GOVERNMENT BONDS

	Issuer	Trading code	First trading day	Nominal value of issue traded	Coupon interest rate	Maturity	Sector
1	SLOVENSKA ODŠKODNINSKA DRUŽBA	SOS2E	7 Apr 1997	667,213,726 EUR	6% p.a.	1996-2016	meeting commitments deriving from denationalisation process

**TOM** (abbreviation for: "temeljna obrestna mera" - base interest rate) - indexation factor calculated as twelve month average of monthly consumer price index

## F2) SEMI-OFFICIAL MARKET (2)

### COMMON SHARES

	Issuer	Trading code	First trading day	Nominal value of issue traded	Number of shares traded	Isin code	Sector
1	AKTIVA NALOŽBE, LJUBLJANA	ATPG	27 Feb 2004	non-par value	13,591,508	SI 002111216 2	holding companies management
2	ALPETOUR POTOVALNA AGENCIJA	APAG	2 Aug 2000	non-par value	374,340	SI 003110989 3	passengers transportat
3	ALPOS	APOG	10 Apr 2006	1,449,130,000 SIT	144,913	SI 003111342 4	production of metal goods and equipment
4	BELINKA HOLDING	BELG	19 Oct 2000	non-par value	2,552,270	SI 003110216 1	holding companies management
5	CENTER NALOŽBE	IFHR	22 Jul 2004	non-par value	3,777,004	SI 002111308 7	holding companies management
6	CETIS, CELJE	CETG	10 Mar 1997	non-par value	200,000	SI 003110084 3	paper industry and graphics
7	CINKARNA, CELJE	CICG	6 Mar 1998	non-par value	814,626	SI 003110380 5	metallurgic and chemical industry
8	DZS, LJUBLJANA	DZS	12 May 1999	non-par value	1,437,618	SI 003110527 1	publishing and trading
9	ELMO, LJUBLJANA	IELG	22 Feb 2001	non-par value	708,000	SI 003111026 3	electrical installations
10	ETRA 33	ETRG	7 Nov 2002	non-par value	45,423	SI 003110712 9	production of electromotors, generators and transformers
11	FOND INVEST	MHLG	30 Jan 2001	non-par value	595,241	SI 003111007 3	holding companies management
12	GEA COLLEGE	GEAL	5 Jan 1995	248,200,000 SIT	248,200	SI 003110080 1	consulting
13	GEA TOVARNA OLJA	GSBG	30 June 1996	non-par value	1,254,960	SI 003110129 6	oil - producing industry
14	GORENJSKI TISK, KRANJ	GTKG	19 Sep 1996	non-par value	963,349	SI 003110119 7	graphics services
15	GORIŠKE OPEKARNE, RENČE	GORG	8 Mar 1999	523,634,000 SIT	523,634	SI 003110499 3	production of different clay brick products
16	GRAND HOTEL UNION	GHUG	5 Jan 2000	1,814,613,000 SIT	1,814,613	SI 003110865 5	hotel industry
17	HELIOS, DOMŽALE	HDOG	19 Sep 1996	2,198,610,000 SIT	219,861	SI 003110114 8	intermediary on fuel, mine sector
18	HIDROTEHNIK, LJUBLJANA	VHLG	5 July 1999	non-par value	384,472	SI 003110551 1	building industry and protection against flood damage
19	HRAM HOLDING	ST1R	27 Jan 2004	non-par value	4,346,667	SI 002111210 5	holding companies management
20	INFOND HOLDING	IFFR	23 Sept 2002	non-par value	16,833,414	SI 002111076 0	holding companies management
21	INLES, RIBNICA	IHPG	8 Oct 1999	non-par value	712,410	SI 003110745 9	production of furniture
22	INTERTRADE ITA	INRG	20 Oct 1997	695,310,000 SIT	69,531	SI 003110333 4	mechanical engineering representative
23	JADRAN, SEŽANA	JASG	23 Sep 1996	non-par value	165,302	SI 003110154 4	commerce industry
24	JATA EMONA	JAMR	15 Jan 2002	non-par value	3,197,534	SI 003111109 7	production and retailing of poultry meat
25	JAVOR, PIVKA	JPIG	13 Nov 2000	1,194,700,000 SIT	1,194,700	SI 003110910 9	production of plywood, bound and layer wood, fibre and other slabs
26	JELEN, SLOVENSKE KONJICE	JESG	29 Nov 1999	67,798,000 SIT	67,798	SI 003110430 8	restaurant & hotel capacities
27	JUTEKS, ŽALEC	JTKG	2 Nov 1999	641,432,000 SIT	641,432	SI 003110786 3	carpet production on various linings
28	KD HOLDING	KDHR	5 Feb 2001	non-par value	2,675,640	SI 003111046 1	holding companies management
29	KOŠAKI TMI, MARIBOR	TKMG	11 Oct 1999	432,360,000 SIT	43,236	SI 003110424 1	secondary meat industry and production of meat products
30	KRONA HOLDING	KRHR	9 May 2002	non-par value	1,287,121	SI 002111124 8	holding companies management
31	LESNINA	MILG	12 Jan 2002	2,906,810,000 SIT	76,495	SI 003111116 2	wholesale and retail of furniture

## F2) SEMI-OFFICIAL MARKET (3)

### COMMON SHARES

	Issuer	Trading code	First trading day	Nominal value of issue traded	Number of shares traded	Isin code	Sector
32	LIP BLEB	LLBG	12 Jan 2000	1,942,454,000 SIT	1,942,454	SI 003110871 3	wood manufacturing
33	LIZ INŽENIRING, LJUBLJANA	LIZG	11 Mar 1999	123,846,000 SIT	123,846	SI 003110371 4	consulting and engineering in object construction
34	MARINA, PORTOROŽ	MAPG	19 Sep 1996	627,864,000 SIT	313,932	SI 003110058 7	naval and hotel industry
35	MAKSIMA HOLDING	MAHR	6 May 2003	6,399,850,000 SIT	6,399,850	SI 002111151 1	holding companies management
36	MAKSIMA INVEST	MKIR	26 Oct 2004	non-par value	7,451,949	SI 002111319 4	holding companies management
37	MEDVEŠEK PUŠNIK, LJUBLJANA	MPLR	12 Dec 1997	non-par value	80,000	SI 002110324 5	financial consulting
38	MELAMIN, KOČEVJE	MKOG	23 Sep 1996	349,913,000 SIT	349,913	SI 00311020 1	chemical industry
39	MERCATA	MROR	27 Jul 2004	non-par value	2,891,874	SI 002111199 0	holding companies management
40	MESNA INDUSTRIJA PRIMORSKE	MIPG	19 June 2000	1,478,742,000 SIT	1,478,742	SI 003110969 5	meat processing industry, wholesale and retail trade with provisions
41	MITOL, SEŽANA	MISG	15 May 1997	non-par value	687,627	SI 003110271 6	production and sale of adhesive substances and resinous compound
42	MKT PRINT	MKTG	11 Oct 1999	1,039,540,000 SIT	103,954	SI 003110094 2	printing, publishing, retail and wholesale
43	MODRA LINIJA HOLDING	MLHR	20 Nov 2002	non-par value	2,192,411	SI 002111058 8	holding companies management
44	M1	MR1R	4 Aug 2004	non-par value	2,681,638	SI 002111311 1	holding companies management
45	NAMA, LJUBLJANA	NALN	30 Apr 2004	953,795,000 SIT	953,795	SI 003110269 0	retail trade and renting of business premises
46	NFD HOLDING	NF2R	10 Dec 2003	non-par value	33,159,997	SI 002111200 6	holding companies management office material, industrial paper-clips, electromagnets and other metal mechanisms
47	NIKO, ŽELEZNIKI	NKPG	17 Sep 1999	358,750,000 SIT	35,875	SI 003110717 8	production
48	PLAMA PUR	POPG	6 Dec 1999	non-par value	686,798	SI 003110822 6	production and refashioning of poliuretanic (plastic) foams
49	RTC KRVAVEC	RKRG	17 Oct 1997	2,311,468,000 SIT	1,155,734	SI 003110328 4	ski resort
50	SIJAJ, HRASTNIK	SIHG	7 Oct 1999	268,800,000 SIT	26,880	SI 003110742 6	production of decorative lights and metal products
51	KD GROUP	SKDR	21 Dec 2000	non-par value	186,436	SI 003111016 4	holding companies management
52	SLOVENJAJLES, LJUBLJANA	SLLG	8 May 1996	non-par value	273,377	SI 003110040 5	commerce, engineering, representation
53	TEKSTINA, AJDOVŠČINA	TEAG	12 Feb 1997	1,127,293,000 SIT	1,127,293	SI 03110221 1	textile industry
54	TERME DOBRNA	ZDDG	5 July 1999	692,542,000 SIT	692,542	SI 03110539 6	medical services, tourist and hotel trade
55	TOSAMA, DOMŽALE	TODG	13 Sep 1996	2,956,700,000 SIT	295,670	SI 003110136 1	sanitary material production
56	TOVARNA SLADKORJA ORMOŽ	TSOR	12 Apr 1996	4,971,630,000 SIT	497,163	SI 003110020 7	sugar production
57	TRDNJAVA HOLDING	TROR	31 Mar 2004	2,593,123,000 SIT	2,593,123	SI 002111219 6	holding companies management
58	TRDNJAVA I HOLDING	TR1R	31 Mar 2004	891,750,000 SIT	891,750	SI 002111220 4	holding companies management
59	TRIGLAV NALOŽBE	TRSG	7 Apr 2004	13,182,366,000 SIT	13,182,366	SI 002111223 8	holding companies management
60	TUB SWATY, MARIBOR	TUBG	30 Dec 1997	non-par value	288,940	SI 003110344 1	production and trade of knife grinders
61	VELANA, LJUBLJANA	VLJG	23 Dec 2002	1,409,645,000 SIT	1,409,645	SI 003110069 4	non-clothing textile manufacturer
62	VIPA HOLDING	VHDR	5 Nov 2003	7,347,565,000 SIT	7,347,565	SI 002111131 3	other financial intermediation
63	VIZIJA HOLDING	VIHR	17 Mar 2003	2,277,503,000 SIT	2,277,503	SI 002111125 5	holding companies management
64	VIZIJA HOLDING ENA	VZPG	3 Feb 2004	2,129,725,000 SIT	2,129,725	SI 002111211 3	holding companies management
65	ZDRAVILIŠČE ROGAŠKA	RGS	11 Feb 1999	900,462,000 SIT	900,462	SI 003110489 4	health resort
66	ZLATA MONETA II finančna družba	ZM2R	13 Nov 2003	non-par value	8,232,861	SI 002111198 2	other financial intermediation
67	ZVON ENA HOLDING	ZVHR	30 Oct 2003	12,431,743,000 SIT	12,431,743	SI 002111177 6	holding companies management
68	ZVON DVA HOLDING	ZV2R	25 Feb 2004	14,120,934,000 SIT	14,120,934	SI 002111215 4	holding companies management
69	ŽELEZARNA RAVNE - MONTER DRAVOGRAD	ZMDG	17 Sep 1999	non-par value	336,225	SI 003110696 4	management of investment portfolios of subsidiaries

### PREFERRED SHARES

	Issuer	Trading code	First trading day	Nominal value of issue traded	Number of shares traded	Isin code	Sector
1	KD HOLDING	KDHP	18 July 2001	non-par value	266,413	SI 003120050 2	holding companies management
2	PRVA POKOJNINSKA DRUŽBA	PPDG	20 Jul 2005	1,700,000,000 SIT	170,000	SI 002120064 5	pension insurance
3	ZDRAVILIŠČE ROGAŠKA	RGP	11 Feb 1999	55,976,000 SIT	27,988	SI 003120028 8	health resort

### INVESTMENT COMPANIES

	Issuer	Trading code	First trading day	Nominal value of issue traded	Number of shares traded	Isin code	Sector
1	MAKSIMA, delniška ID	MAIR	21 May 2003	non-par value	7,811,823	SI 002111152 9	investment fund
2	INFOND ID	IFIR	23 Sept 2002	non-par value	8,132,314	SI 002111078 6	investment fund
3	INFOND ID 1	IFDR	2 Aug 2004	non-par value	4,956,471	SI 002111307 9	investment fund
4	KD ID	KDIR	9 Feb 2001	non-par value	9,181,542	SI 002111341 8	investment fund
5	KRONA SENIOR	SNOG	8 Dec 1998	non-par value	7,316,086	SI 002110590 1	investment fund
6	NFD 1 DELNIŠKI INVESTICIJSKI SKLAD	NFIN	26 Oct 1998	16,058,030,000 SIT	160,580,300	SI 002110600 8	investment fund
7	ZVON ENA ID	ZVIR	24 Nov 2003	non-par value	2,277,577	SI 002111178 4	investment fund