

MONTHLY STATISTICS
LJUBLJANA STOCK EXCHANGE
AUGUST 2008
Year XIV., No. 8/08

TURNOVER

Market	Turnover (in 000 EUR)	Volume in pieces	Number of bargains
Shares	31,748	749,684	8,913
Prime Market	22,057	276,188	4,702
Standard Market	6,976	175,849	1,526
Entry Market	2,716	297,647	2,685
Bonds	4,474	106,064	292
Investment coupons	456	423,276	236
Closed-end Funds Shares	3,181	1,194,376	1,333
Short-term securities	0	0	0
Total	39,859	2,473,400	10,774

MARKET SIZE

Market	Market capitalisation (in EURm)	Number of securities	Number of issuers
Shares	13,614	87	85
Prime Market	7,913	7	7
Standard Market	3,332	16	16
Entry Market	2,369	64	62
Bonds	6,368	87	22
Investment coupons	100	5	2
Closed-end Funds Shares	679	7	7
Total	20,761	186	111

**MONTHLY TURNOVER BY MARKETS
IN 000 EUR - SHARES**

	Regulated market		Reported block trades	Off-market trades*
	Normal trades	Block Trades		
aug.07	221,489		76,519	627,819
sep.07	155,411		110,215	377,188
oct.07	146,270	4,140	90,802	862,649
nov.07	157,104	18,638		353,871
dec.07	187,975	7,488		881,279
jan.08	176,582	3,766		248,504
feb.08	95,433	4,989		151,846
mar.08	102,237	6,416		276,497
apr.08	121,102	3,630		364,768
may.08	47,608	6,722		150,773
jun.08	42,957	1,651		175,915
jul.08	43,690	7,681		94,723
aug.08	26,774	4,975		170,282

* appreciation of off-market transactions with listed securities based on volume of off-market transaction (block trades excluded) and their monthly average prices

PRIME MARKET SHARES

	Turnover (in 000 EUR)	Number of bargains	Market capitalisation EURm) (in
GORENJE	2,215	606	413
INTEREUROPA	285	168	188
KRKA	12,071	2,531	3,154
LUKA KOPER	2,471	329	763
MERCATOR	984	325	835
PETROL	1,838	371	1,063
TELEKOM SLOVENIJE	2,193	372	1,498
TOTAL	22,057	4,702	7,913

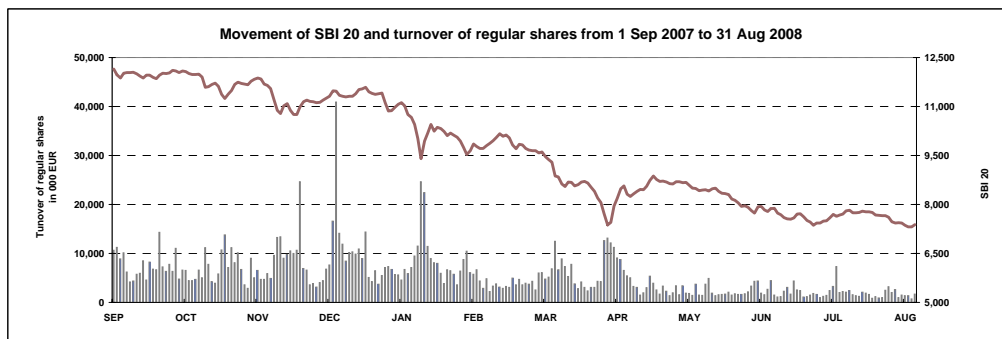
**MONTHLY TURNOVER BY MARKETS
IN 000 EUR - OTHER SECURITIES**

	Regulated market			Reported block trades	Off-market trades*
	Normal trades	Block trades	Market maker segment**		
aug.07	17,857	0	3,524	2,424	24,070
sep.07	14,926	0	6,735	7,302	10,149
oct.07	7,970	235	34,349	5,725	103,106
nov.07	16,489	3,244	45,092		158,111
dec.07	20,982	15,833	9,653		62,260
jan.08	13,571	0			42,426
feb.08	12,522	5,971			1,278,971
mar.08	14,031	14,273			438,969
apr.08	15,690	58,765			204,176
may.08	14,464	3,430			103,687
jun.08	11,973	6,291			180,208
jul.08	8,934	404			159,862
aug.08	6,660	1,450			98,979

* appreciation of off-market transactions with listed securities based on volume of off-market transaction (block and Market Maker Trading Segment trades excluded) and their monthly average prices
** special segment for trading in securities issued by Republic of Slovenia

NOMINAL RETURN

STOCK EXCHANGE INDICES	Nominal return 31 Aug 2008 / 31 Jul 2008	Nominal return 31 Aug 2008 / 31 Dec 2007	Nominal return 31 Aug 2008 / 31 Aug 2007
Slovene Stock Exchange Index (SBI20)	-5.66%	-35.09%	-39.71%
Slovene Blue-Chip Index (SBI TOP)	-6.08%	-34.53%	-38.34%
Bond Index (BIO)	-0.27%	-0.91%	-0.68%



ISSUER

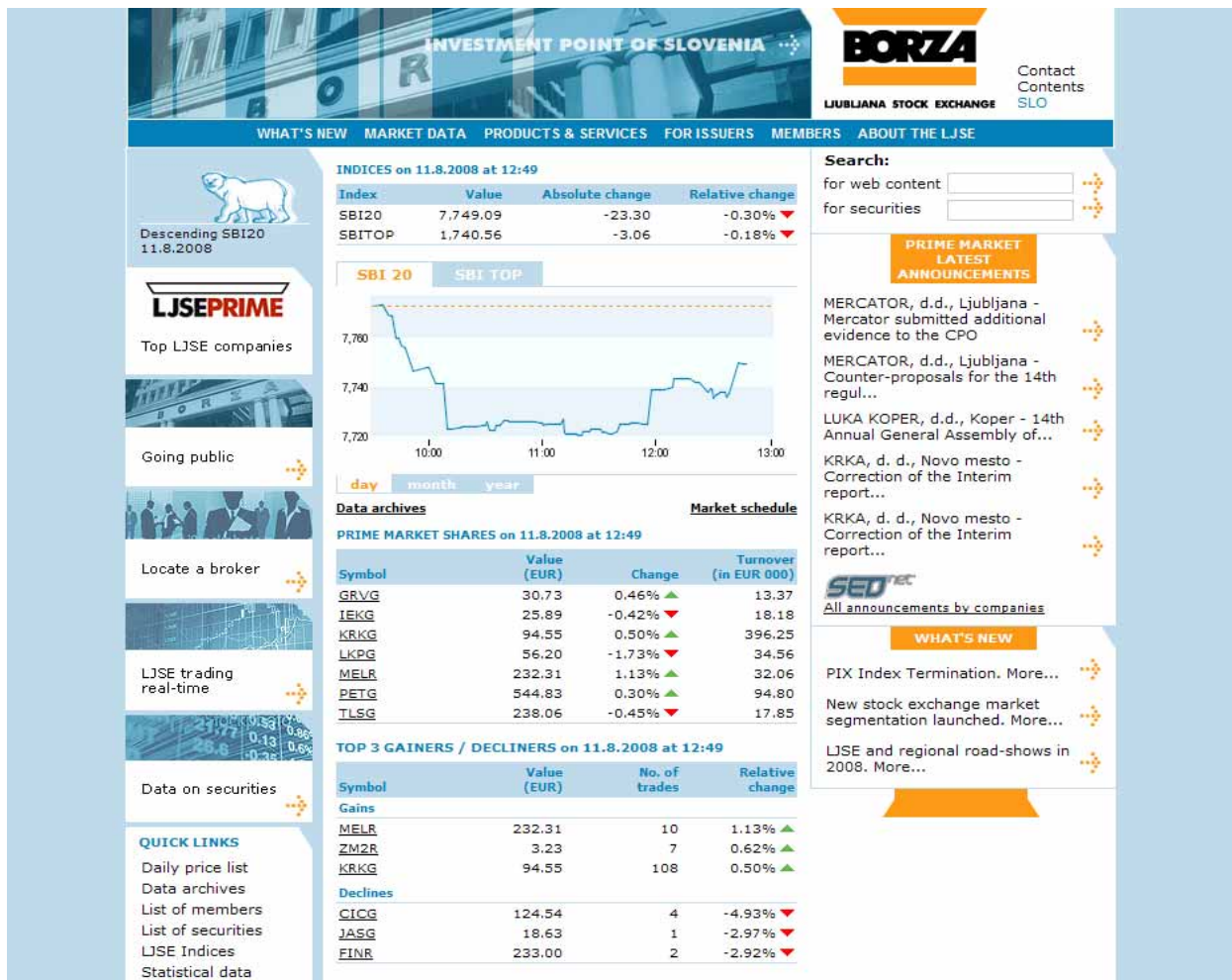
Ljubljana Stock Exchange Inc.
Slovenska 56
1000 Ljubljana

INFORMATION

E-mail:	info@ljse.si
Phone:	+386 1 47-10-211 +386 1 47-10-318
Contact persons:	Nataša Žabkar, Boštjan Šbül

STATISTICS ON WEB:

<http://www.ljse.si/cgi-bin/jve.cgi?doc=1989&sid=oW6SxKEMNaGgXs4b>



The screenshot shows the website interface for the Ljubljana Stock Exchange (BORZA). At the top, there is a navigation bar with links: WHAT'S NEW, MARKET DATA, PRODUCTS & SERVICES, FOR ISSUERS, MEMBERS, and ABOUT THE LJSE. The main content area is divided into several sections:

- INDICES on 11.8.2008 at 12:49:** A table showing the SBI20 and SBITOP indices with their values, absolute changes, and relative changes.
- Chart:** A line chart showing the SBI 20 index from 10:00 to 13:00.
- PRIME MARKET SHARES on 11.8.2008 at 12:49:** A table listing various stocks (GRVG, IEKG, KRKG, LKPG, MELR, PETG, TLSG) with their values, changes, and turnover.
- TOP 3 GAINERS / DECLINERS on 11.8.2008 at 12:49:** A table listing the top gainers (MELR, ZM2R, KRKG) and decliners (CICG, JASG, FINR) with their values, number of trades, and relative changes.
- PRIME MARKET LATEST ANNOUNCEMENTS:** A list of recent market events, including announcements from MERCATOR, LUKA KOPER, and KRKA.
- WHAT'S NEW:** A section highlighting recent news, such as the termination of the PIX Index and the launch of a new stock exchange market segmentation.

On the left side, there are several quick links and sections: Descending SBI20, LJSEPRIME (Top LJSE companies), Going public, Locate a broker, LJSE trading real-time, and Data on securities. A 'QUICK LINKS' section at the bottom left provides access to various data and lists.

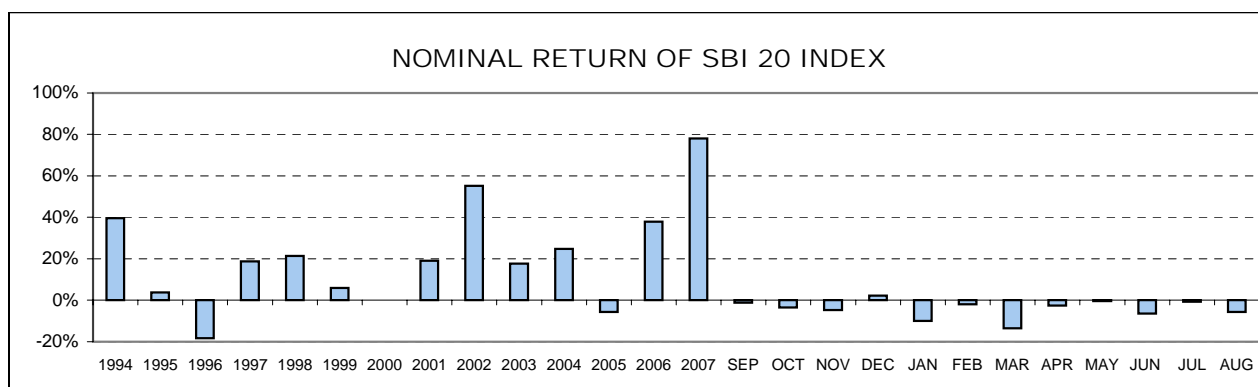
INDEX

	Page
A) STOCK EXCHANGE INDICES	1
A1) Values, yields and movements of Stock Exchange Indices	1
A2) Index compositions	3
B) NUMBER OF ISSUERS, TRADED SECURITIES AND MEMBERS	5
C) TURNOVER	6
C1) Monthly turnover by securities	6
C2) Most traded securities	11
C3) Monthly turnover by LJSE members	12
C4) Monthly turnover in 2007 and 2008	14
D) MARKET CAPITALISATION	17
D1) Market capitalisation of shares	18
D2) Market capitalisation of bonds	21
D3) Market capitalisation of investment funds	23
E) OTHER	24
E1) Indicators (shares on official market)	24
E2) Record values	25
E3) New listed securities and changes	26
F) LIST OF SECURITIES	28
F1) Shares	28
F2) Bonds	30
F3) Funds	32

A) STOCK EXCHANGE INDICES

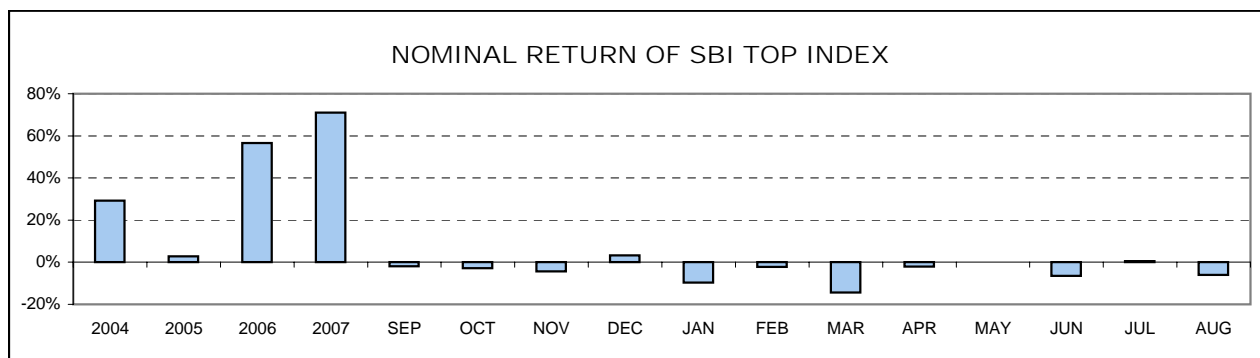
SBI 20 - SLOVENE STOCK EXCHANGE INDEX

Year	Max	Date	Min	Date	Close	Nominal return
1994	1,804.00	10 May 1994	1,015.92	6 Jan 1994	1,396.81	39.68%
1995	1,590.17	9 Nov 1995	1,016.99	13 July 1995	1,448.75	3.72%
1996	1,589.18	13 Mar 1996	891.93	10 Sept 1996	1,183.26	-18.33%
1997	1,655.36	10 Feb 1997	1,052.44	8 Jan 1997	1,404.70	18.71%
1998	2,026.47	10 Aug 1998	1,378.49	6 Jan 1998	1,705.77	21.43%
1999	1,981.87	19 Feb 1999	1,679.48	5 Jan 1999	1,806.26	5.89%
2000	1,903.66	24 Jan 2000	1,584.23	25 May 2000	1,807.94	0.09%
2001	2,159.35	19 Dec 2001	1,700.24	25 Apr 2001	2,151.59	19.01%
2002	3,547.64	8 Nov 2002	2,140.80	3 Jan 2002	3,340.20	55.24%
2003	4,034.53	5 Dec 2003	3,067.67	3 Jul 2003	3,931.64	17.71%
2004	4,935.29	15 Nov 2004	3,922.74	5 Jan 2004	4,904.48	24.74%
2005	5,131.61	1 Feb 2005	4,301.58	28 Sep 2005	4,630.10	-5.59%
2006	6,464.80	18 Dec 2006	4,427.22	29 Mar 2006	6,382.92	37.86%
2007	12,242.01	31 Aug 2007	6,551.52	3 Jan 2007	11,369.58	78.13%
First half-year 2008	11,408.00	4 Jan 2008	7,368.49	15 Apr 2008	7,877.87	-30.71%
2008	Max	Date	Min	Date	Close	Nominal return
January	11,408.00	4 Jan 2008	9,403.36	22 Jan 2008	10,240.11	-9.93%
February	10,184.01	4 Feb 2008	9,528.17	12 Feb 2008	10,040.85	-1.95%
March	9,839.26	5 Mar 2008	8,552.05	27 Mar 2008	8,677.56	-13.58%
April	8,710.31	4 Apr 2008	7,368.49	15 Apr 2008	8,451.55	-2.60%
May	8,875.66	7 May 2008	8,415.07	30 May 2008	8,415.07	-0.43%
June	8,504.40	3 Jun 2008	7,738.73	19 Jun 2008	7,877.87	-6.38%
July	7,822.90	31 Jul 2008	7,358.83	16 Jul 2008	7,822.90	-0.70%
August	7,797.49	6 Aug 2008	7,310.60	27 Aug 2008	7,380.15	-5.66%



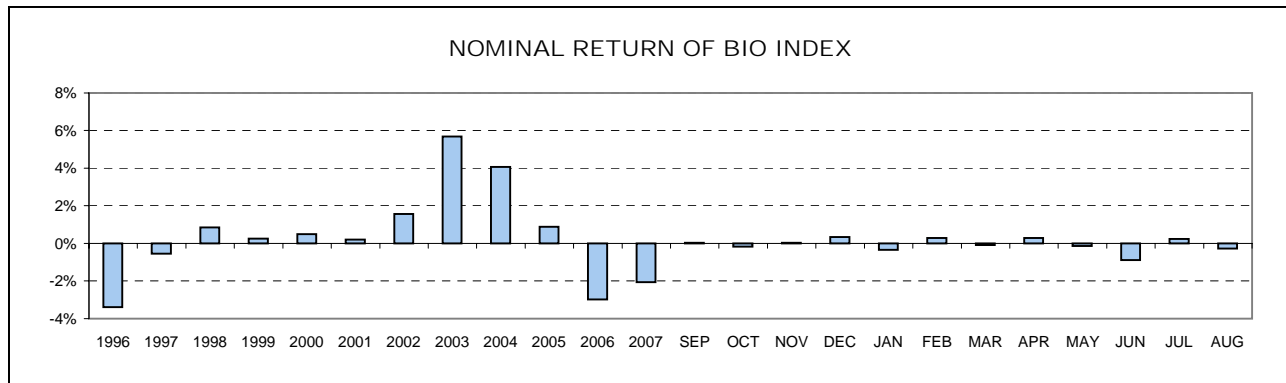
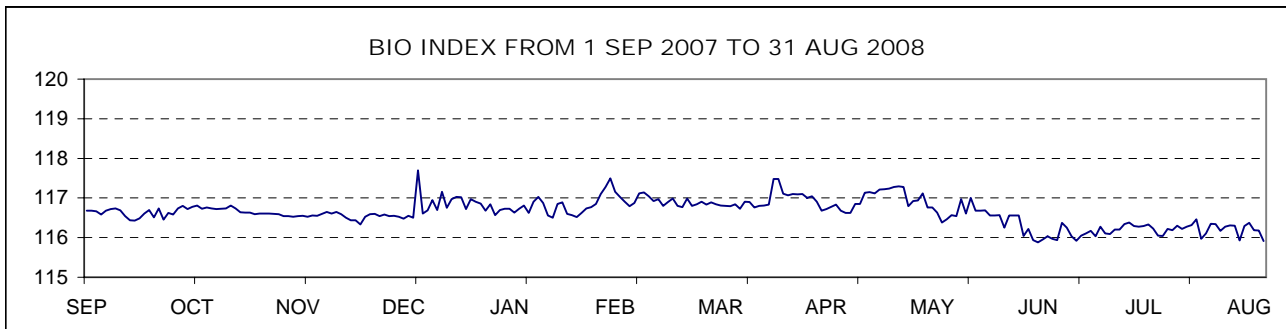
SBI TOP - SLOVENE BLUE-CHIP INDEX

Year	Max	Date	Min	Date	Close	Nominal return
2003	730.49	4 Dec 2003	534.14	8 Jul 2003	707.94	-
2004	946.60	25 Nov 2004	706.53	5 Jan 2004	915.40	29.30%
2005	960.74	8 Dec 2005	817.33	1 Jul 2005	941.02	2.80%
2006	1,506.88	18 Dec 2006	940.16	3 Jan 2006	1,473.33	56.57%
2007	2,674.69	31 Aug 2007	1,501.26	3 Jan 2007	2,518.92	70.97%
First half-year 2008	2,520.56	4 Jan 2008	1,613.99	15 Apr 2008	1,745.75	-30.69%
2008	Max	Date	Min	Date	Close	Nominal return
January	2,520.56	4 Jan 2008	2,079.02	22 Jan 2008	2,273.91	-9.73%
February	2,258.55	26 Feb 2008	2,095.28	12 Feb 2008	2,222.37	-2.27%
March	2,178.27	6 Mar 2008	1,865.64	27 Mar 2008	1,903.59	-14.34%
April	1,917.62	4 Apr 2008	1,613.99	15 Apr 2008	1,865.35	-2.01%
May	1,967.95	7 May 2008	1,862.63	27 May 2008	1,865.69	0.02%
June	1,884.05	3 Jun 2008	1,712.90	19 Jun 2008	1,745.75	-6.43%
July	1,755.94	31 Jul 2008	1,643.08	16 Jul 2008	1,755.94	0.58%
August	1,748.63	6 Aug 2008	1,632.87	27 Aug 2008	1,649.19	-6.08%



BIO - STOCK EXCHANGE BOND INDEX

Year	Max	Date	Min	Date	Close	Nominal return
1995	113.52	14 Dec 1995	100.46	5 July 1995	111.68	n.a
1996	111.96	8 Jan 1996	106.61	28 June 1996	107.89	-3.39%
1997	110.97	8 Apr 1997	104.90	29 Jan 1997	107.31	-0.54%
1998	108.22	30 Dec 1998	101.68	25 May 1998	108.22	0.85%
1999	110.52	4 Feb 1999	104.53	16 Aug 1999	108.50	0.26%
2000	109.63	15 Dec 2000	103.96	9 June 2000	109.03	0.49%
2001	110.08	17 Sept 2001	107.81	21 Mar 2001	109.25	0.20%
2002	111.06	27 Dec 2002	107.17	12 Mar 2002	110.96	1.56%
2003	118.14	21 Nov 2003	110.20	24 Jan 2003	117.27	5.69%
2004	122.27	27 Dec 2004	116.28	14 Jan 2004	122.04	4.07%
2005	123.41	7 Oct 2005	120.63	20 Jan 2005	123.11	0.88%
2006	122.78	3 Jan 2006	117.58	7 Jul 2006	119.44	-2.98%
2007	119.95	9 Jan 2007	116.16	27 Aug 2007	116.48	-2.07%
First half-year 2008	117.50	13 Feb 2008	115.88	23 Jun 2008	115.94	-0.88%
2008	Max	Date	Min	Date	Close	Nominal return
January	117.03	22 Jan 2008	116.50	25 Jan 2008	116.57	-0.34%
February	117.50	13 Feb 2008	116.52	1 Feb 2008	116.90	0.28%
March	116.99	3 Mar 2008	116.73	25 Mar 2008	116.80	-0.09%
April	117.48	3 Apr 2008	116.62	24 Apr 2008	117.13	0.28%
May	117.29	13 May 2008	116.38	26 May 2008	116.97	-0.14%
June	117.00	3 Jun 2008	115.88	23 Jun 2008	115.94	-0.88%
July	116.38	21 Jul 2008	115.92	4 Jul 2008	116.22	0.24%
August	116.46	8 Aug 2008	115.91	29 Aug 2008	115.91	-0.27%



A2) INDEX COMPOSITIONS

COMPOSITION OF SLOVENE STOCK EXCHANGE INDEX - SBI 20 ON 31 AUG 2008

Issuer	Trading code	Adjusted number of shares	Base value in EUR	Adjusted share	Sector	Market capitalisation (free float) of index on 31 Aug 2008	Sector share
KRKA	KRKG	7,286,261	16.25	15.00%	pharmaceuticals	648,695,817	16.51%
PETROL	PETG	1,109,564	120.41	15.00%	oil and gas	565,267,380	14.39%
TELEKOM SLOVENIJE	TLSG	1,806,046	292.70	10.83%	telecommunication	413,855,441	10.53%
SAVA	SAVA	1,027,559	83.57	10.75%	industrial conglomerates	409,687,773	12.24%
MERCATOR	MELR	1,448,477	24.46	9.02%	trade	321,330,138	9.71%
NOVA KREDITNA BANKA MARIBOR	KBMR	11,234,861	40.69	8.04%	bank	281,320,919	7.16%
GORENJE	GRVG	9,312,043	10.23	6.77%	household appliances	273,867,185	6.97%
PIVOVARNA LAŠKO	PILR	3,842,957	27.19	6.27%	food and beverages	295,907,689	8.52%
LUKA KOPER	LKPG	4,138,622	12.50	5.88%	transport	225,513,513	10.76%
INTEREUROPA	IEKG	4,747,177	21.69	3.20%	transport	112,935,341	
HELIOS, DOMŽALE	HDOG	115,888	795.68	2.92%	chemical products	126,126,705	3.21%
AERODROM LJUBLJANA	AELG	1,081,836	47.93	2.60%	transport	84,383,208	
ISTRABENZ	ITBG	930,285	14.61	1.66%	industrial conglomerates	71,343,557	
LESNINA	MILG	30,487	1,898.68	1.08%	trade	60,074,634	
ŽITO	ZTOG	185,313	213.00	0.98%	food and beverages	38,730,417	
Market capitalisation of index						3,929,039,715	
Share of market capitalisation of shares in index							28.86%

COMPOSITION OF SLOVENE BLUE-CHIP INDEX - SBI TOP ON 31 AUG 2008

Issuer	Trading code	Adjusted number of shares	Base value in EUR	Adjusted share	Sector	Market capitalisation (free float) of index on 31 Aug 2008	Sector share
KRKA	KRKG	15,859,179	16.25	30.00%	pharmaceuticals	1,411,942,706	32.63%
PETROL	PETG	1,140,809	120.41	14.17%	oil and gas	581,185,145	13.43%
TELEKOM SLOVENIJE	TLSG	1,806,046	292.70	9.95%	telecommunication	413,855,441	9.56%
SAVA	SAVA	1,027,559	238.29	9.88%	industrial conglomerates	409,687,773	9.47%
MERCATOR	MELR	1,448,477	24.46	8.29%	trade	321,330,138	7.43%
NOVA KREDITNA BANKA MARIBOR	KBMR	11,234,861	40.69	7.39%	bank	281,320,919	6.50%
GORENJE	GRVG	9,312,043	10.23	6.22%	household appliances	273,867,185	6.33%
PIVOVARNA LAŠKO	PILR	3,842,957	27.19	5.76%	food and beverages	295,907,689	6.84%
LUKA KOPER	LKPG	4,138,622	61.67	5.41%	transport	225,513,513	7.82%
INTEREUROPA	IEKG	4,747,177	26.98	2.94%	transport	112,935,341	
Market capitalisation of index						4,327,545,850	
Share of market capitalisation of shares in index							31.79%

COMPOSITION OF STOCK EXCHANGE BOND INDEX - BIO ON 31 AUG 2008

Bonds	Trading code	Base value	Share
SLOVENSKA ODŠKODNINSKA DRUŽBA 2n ¹ ISSUE	SOS2E	104.03	50.00%
REPUBLIKA SLOVENIJA 21s ¹ ISSUE	RS21	100	23.49%
FACTOR BANKA 12n ¹ ISSUE	FB12	96.9	10.34%
REPUBLIKA SLOVENIJA 50n ¹ ISSUE	RS50	100	9.05%
REPUBLIKA SLOVENIJA 59n ¹ ISSUE	RS59	99.05	7.12%

B) NUMBER OF ISSUERS, TRADED SECURITIES AND MEMBERS

	31 Aug 2007	31 Dec 2007	31 Jul 2008	31 Aug 2008
NUMBER OF ISSUERS	117	112	113	111
Equity market - prime market	8	8	7	7
Equity market - standard market	18	17	17	16
Equity market - entry market	65	62	63	62
Bond market	20	20	21	22
Fund market	2	2	2	2
Closed-edn fund market	7	7	7	7
Short-term securities	1	1	1	1
	31 Aug 2007	31 Dec 2007	31 Jul 2008	31 Aug 2008
NUMBER OF SECURITIES	194	188	189	187
Equity market - prime market	8	8	7	7
Equity market - standard market	18	17	17	16
Equity market - entry market	67	64	65	64
Bond market	89	89	86	87
Fund market	3	3	5	5
Closed-edn fund market	7	7	7	7
Short-term securities	5	3	2	2
	31 Aug 2007	31 Dec 2007	31 Jul 2008	31 Aug 2008
NUMBER OF MEMBERS	24	24	24	23

C1) TURNOVER BY SECURITIES IN AUGUST 2008

EQUITY MARKET - PRIME MARKET

Issue	Stock trades (in EUR)	Stock trades (in USD)	Normal trades (in EUR)	Block trades (in EUR)	Share in total turnover	Share in turnover of shares	Volume in pieces	Number of bargains
Total	22,056,966	33,000,859	17,493,246	4,563,720	55.34%	69.47%	276,188	4,702
1 KRKA	12,070,685	18,035,889	9,866,275	2,204,410	30.28%	38.02%	131,984	2,531
2 LUKA KOPER	2,471,458	3,703,602	579,648	1,891,810	6.20%	7.78%	43,207	329
3 GORENJE	2,214,575	3,331,811	1,747,075	467,500	5.56%	6.98%	72,525	606
4 TELEKOM SLOVENIJE	2,193,457	3,274,120	2,193,457	0	5.50%	6.91%	9,424	372
5 PETROL	1,837,705	2,752,285	1,837,705	0	4.61%	5.79%	3,484	371
6 MERCATOR	984,424	1,476,672	984,424	0	2.47%	3.10%	4,329	325
7 INTEREUROPA	284,662	426,479	284,662	0	0.71%	0.90%	11,235	168

EQUITY MARKET - STANDARD MARKET

Issue	Stock trades (in EUR)	Stock trades (in USD)	Normal trades (in EUR)	Block trades (in EUR)	Share in total turnover	Share in turnover of shares	Volume in pieces	Number of bargains
Total	6,975,976	10,471,472	6,564,776	411,200	17.50%	21.97%	175,849	1,526
Common shares	6,974,599	10,469,450	6,563,399	411,200	17.50%	21.97%	175,813	1,521
1 POZAVAROVALNICA SAVA	2,275,412	3,416,883	2,275,412	0	5.71%	7.17%	82,043	214
2 NOVA KREDITNA BANKA MARIBOR	1,514,208	2,266,473	1,263,208	251,000	3.80%	4.77%	58,082	510
3 PIVOVARNA LAŠKO	786,229	1,184,044	626,029	160,200	1.97%	2.48%	10,024	129
4 AERODROM LJUBLJANA	770,851	1,177,374	770,851	0	1.93%	2.43%	9,419	186
5 ACH	661,059	980,967	661,059	0	1.66%	2.08%	10,493	45
6 SAVA	547,815	816,699	547,815	0	1.37%	1.73%	1,350	179
7 ISTRABENZ	161,663	241,602	161,663	0	0.41%	0.51%	2,048	127
8 ŽITO	131,958	196,298	131,958	0	0.33%	0.42%	637	74
9 ETOL	41,683	62,675	41,683	0	0.10%	0.13%	224	22
10 ISKRA AVTOELEKTRIKA	31,180	47,375	31,180	0	0.08%	0.10%	631	11
11 TERME ČATEŽ	24,126	35,899	24,126	0	0.06%	0.08%	92	9
12 SALUS, LJUBLJANA	22,655	34,391	22,655	0	0.06%	0.07%	33	9
13 NIKA	3,054	4,584	3,054	0	0.01%	0.01%	218	2
14 MLINOTEST	2,570	3,977	2,570	0	0.01%	0.01%	514	2
15 DELO PRODAJA	138	206	138	0	0.00%	0.00%	5	2
16 KOMPAS MTS	0	0	0	0	0.00%	0.00%	0	0
Preferred shares	1,377	2,021	1,377	0	0.00%	0.00%	36	5
1 PROBANKA	1,377	2,021	1,377	0	0.00%	0.00%	36	5

EQUITY MARKET - ENTRY MARKET

Issue	Stock trades (in EUR)	Stock trades (in USD)	Normal trades (in EUR)	Block trades (in EUR)	Share in total turnover	Share in turnover of shares	Volume in pieces	Number of bargains
Total	2,715,545	4,066,159	2,715,545	0	6.81%	8.55%	297,647	2,685
Common shares	2,686,457	4,022,640	2,686,457	0	6.74%	8.46%	297,025	2,603
1 AKTIVA NALOŽBE	313,374	468,010	313,374	0	0.79%	0.99%	52,229	390
2 KD HOLDING	307,660	457,410	307,660	0	0.77%	0.97%	2,940	217
3 NFD HOLDING	294,780	439,756	294,780	0	0.74%	0.93%	43,944	301
4 LESNINA	261,745	393,230	261,745	0	0.66%	0.82%	134	45
5 TOSAMA	210,430	318,560	210,430	0	0.53%	0.66%	2,376	88
6 HELIOS, DOMŽALE	183,300	272,099	183,300	0	0.46%	0.58%	172	49
7 ZVON ENA HOLDING	167,708	250,489	167,708	0	0.42%	0.53%	12,463	147
8 ZVON DVA HOLDING	145,013	221,621	145,013	0	0.36%	0.46%	41,725	154
9 KD GROUP	129,305	190,866	129,305	0	0.32%	0.41%	160	6
10 TRIGLAV NALOŽBE	93,433	140,453	93,433	0	0.23%	0.29%	39,830	263
11 INFOND HOLDING	92,434	139,185	92,434	0	0.23%	0.29%	16,401	171
12 TRDNJAVA I HOLDING	55,332	81,532	55,332	0	0.14%	0.17%	13,833	5
13 PLAMA - PUR	44,450	68,759	44,450	0	0.11%	0.14%	2,475	8
14 MAKSIMA HOLDING	43,685	65,052	43,685	0	0.11%	0.14%	6,467	73
15 M1	31,524	47,020	31,524	0	0.08%	0.10%	11,896	25
16 CENTER NALOŽBE	29,373	44,000	29,373	0	0.07%	0.09%	3,604	169
17 JUTEKS	28,786	42,884	28,786	0	0.07%	0.09%	331	14
18 ZLATA MONETA II	25,766	38,437	25,766	0	0.06%	0.08%	8,007	66
19 MAKSIMA INVEST	24,285	36,470	24,285	0	0.06%	0.08%	4,397	79
20 CINKARNA CELJE	23,287	35,065	23,287	0	0.06%	0.07%	193	23
21 VIPA HOLDING	22,427	33,441	22,427	0	0.06%	0.07%	4,577	37
22 FINETOL	19,273	28,760	19,273	0	0.05%	0.06%	81	16
23 MEDVEŠEK PUŠNIK	16,300	24,531	16,300	0	0.04%	0.05%	550	3
24 HRAM HOLDING	15,824	23,705	15,824	0	0.04%	0.05%	4,579	21
25 ALPETOUR POTOVALNA AGENCIJA	14,526	21,857	14,526	0	0.04%	0.05%	721	9
26 GEA	14,147	21,877	14,147	0	0.04%	0.04%	2,021	6
27 KS NALOŽBE	13,069	19,562	13,069	0	0.03%	0.04%	4,963	52
28 TRDNJAVA HOLDING	13,026	19,542	13,026	0	0.03%	0.04%	4,840	23
29 MODRA LINIJA HOLDING	7,506	11,175	7,506	0	0.02%	0.02%	962	21
30 D NALOŽBE	6,915	10,699	6,915	0	0.02%	0.02%	3,044	6
31 KRONA HOLDING	6,420	9,551	6,420	0	0.02%	0.02%	3,036	10
32 DATALAB TEHNOLOGIJE	6,296	9,631	6,296	0	0.02%	0.02%	81	9
33 MERCATA	5,922	8,885	5,922	0	0.01%	0.02%	1,309	24
34 NIKO	5,459	8,062	5,459	0	0.01%	0.02%	18	2
35 MIP	3,324	4,983	3,324	0	0.01%	0.01%	1,062	30
36 CETIS	1,939	2,980	1,939	0	0.00%	0.01%	28	2
37 TERME DOBRNA	1,710	2,550	1,710	0	0.00%	0.01%	244	2
38 ELMO	1,656	2,479	1,656	0	0.00%	0.01%	473	6
39 LIZ INŽENIRING	1,438	2,098	1,438	0	0.00%	0.00%	115	1
40 JADRAN	1,025	1,538	1,025	0	0.00%	0.00%	55	1
41 VELANA	780	1,154	780	0	0.00%	0.00%	156	2
42 SIVENT	726	1,081	726	0	0.00%	0.00%	332	20
43 INLES	500	736	500	0	0.00%	0.00%	166	3
44 MELAMIN	416	620	416	0	0.00%	0.00%	14	1
45 JAVOR PIVKA	117	174	117	0	0.00%	0.00%	15	1
46 SLOVENIJALES	36	53	36	0	0.00%	0.00%	1	1
47 ZDRAVILIŠČE ROGAŠKA	11	18	11	0	0.00%	0.00%	5	1
48 ALPOS	0	0	0	0	0.00%	0.00%	0	0
49 ETRA 33	0	0	0	0	0.00%	0.00%	0	0
50 GRAND HOTEL UNION	0	0	0	0	0.00%	0.00%	0	0
51 GORIŠKE OPEKARNE	0	0	0	0	0.00%	0.00%	0	0
52 GORENJSKI TISK	0	0	0	0	0.00%	0.00%	0	0
53 INTERTRADE ITA	0	0	0	0	0.00%	0.00%	0	0
54 JELEN GOSTINSKO PODJETJE	0	0	0	0	0.00%	0.00%	0	0
55 MARINA PORTOROŽ	0	0	0	0	0.00%	0.00%	0	0
56 MEDVEŠEK PUŠNIK DZU	0	0	0	0	0.00%	0.00%	0	0
57 MKT PRINT	0	0	0	0	0.00%	0.00%	0	0
58 NAMA	0	0	0	0	0.00%	0.00%	0	0
59 TEKSTINA	0	0	0	0	0.00%	0.00%	0	0
60 KOŠAKI TMI	0	0	0	0	0.00%	0.00%	0	0
61 SWATY	0	0	0	0	0.00%	0.00%	0	0
62 ŽELEZARNA RAVNE - MONTER DRAVOGRAD	0	0	0	0	0.00%	0.00%	0	0
Preferred shares	29,088	43,519	29,088	0	0.07%	0.09%	622	82
1 KD HOLDING	29,077	43,501	29,077	0	0.07%	0.09%	619	81
2 ZDRAVILIŠČE ROGAŠKA	11	18	11	0	0.00%	0.00%	3	1
3 PRVA GROUP	0	0	0	0	0.00%	0.00%	0	0

BOND MARKET

Issue	Stock trades (in EUR)	Stock trades (in USD)	Normal trades (in EUR)	Block trades (in EUR)	Share in total turnover	Share in turnover of bonds	Volume in pieces	Number of bargains
Total	4,473,610	6,646,422	3,023,131	1,450,479	11.22%	100.00%	106,064	292
1 SLOVENSKA ODŠKODNINSKA DRUŽBA 2 nd ISSUE	1,271,430	1,899,502	1,271,430	0	3.19%	28.42%	29,166	186
2 NLB 17 th ISSUE	786,049	1,163,982	0	786,049	1.97%	17.57%	1,950	1
3 REPUBLIKA SLOVENIJA 53 rd ISSUE	723,260	1,071,536	723,260	0	1.81%	16.17%	7,233	3
4 NOVA KBM 7 th ISSUE	664,430	983,888	0	664,430	1.67%	14.85%	1,650	1
5 STANOVANJSKI SKLAD RS 3 rd ISSUE	290,072	428,349	290,072	0	0.73%	6.48%	1,800	3
6 REPUBLIKA SLOVENIJA 21 st ISSUE	242,069	358,987	242,069	0	0.61%	5.41%	8,641	18
7 ABANKA VIPA 7 th ISSUE	198,000	292,466	198,000	0	0.50%	4.43%	2,000	8
8 PROBANKA 9 th ZDAJA	100,000	150,740	100,000	0	0.25%	2.24%	1,000	1
9 REPUBLIKA SLOVENIJA 26 th ISSUE	52,402	78,029	52,402	0	0.13%	1.17%	515	2
10 REPUBLIKA SLOVENIJA 39 th ISSUE	42,140	63,700	42,140	0	0.11%	0.94%	50,756	48
11 REPUBLIKA SLOVENIJA 50 th ISSUE	29,100	43,960	29,100	0	0.07%	0.65%	300	2
12 REPUBLIKA SLOVENIJA 54 th ISSUE	16,300	24,070	16,300	0	0.04%	0.36%	382	1
13 KD HOLDING 2 nd ISSUE	16,038	23,908	16,038	0	0.04%	0.36%	165	1
14 REPUBLIKA SLOVENIJA 38 th ISSUE	13,638	20,139	13,638	0	0.03%	0.30%	133	1
15 REPUBLIKA SLOVENIJA 59 th ISSUE	9,994	15,462	9,994	0	0.03%	0.22%	250	1
16 REPUBLIKA SLOVENIJA 49 th ISSUE	6,737	9,991	6,737	0	0.02%	0.15%	18	4
17 ABANKA 6 th ISSUE	4,020	5,868	4,020	0	0.01%	0.09%	40	1
18 FACTOR BANKA 20 th ISSUE	3,000	4,448	3,000	0	0.01%	0.07%	3	2
19 REPUBLIKA SLOVENIJA 32 nd ISSUE	1,500	2,322	1,500	0	0.00%	0.03%	15	1
20 REPUBLIKA SLOVENIJA 48 th ISSUE	1,119	1,667	1,119	0	0.00%	0.03%	11	1
21 REPUBLIKA SLOVENIJA 56 th ISSUE	1,115	1,628	1,115	0	0.00%	0.02%	27	2
22 REPUBLIKA SLOVENIJA 29 th ISSUE	608	903	608	0	0.00%	0.01%	6	2
23 FACTOR BANKA 6 th ISSUE	420	625	420	0	0.00%	0.01%	1	1
24 HOTELI BERNARDIN	170	253	170	0	0.00%	0.00%	2	1
25 ABANKA VIPA 8 th ISSUE	0	0	0	0	0.00%	0.00%	0	0
26 ABANKA VIPA 9 th ISSUE	0	0	0	0	0.00%	0.00%	0	0
27 BANKA CELJE 6 th ISSUE A SERIES	0	0	0	0	0.00%	0.00%	0	0
28 ABANKA VIPA 11 th ISSUE	0	0	0	0	0.00%	0.00%	0	0
29 ABANKA VIPA 12 th ISSUE	0	0	0	0	0.00%	0.00%	0	0
30 BANKA CELJE 10 th ISSUE	0	0	0	0	0.00%	0.00%	0	0
31 BANKA CELJE 11 th ISSUE	0	0	0	0	0.00%	0.00%	0	0
32 BANKA CELJE 7 th ISSUE	0	0	0	0	0.00%	0.00%	0	0
33 BANKA CELJE 8 th ISSUE	0	0	0	0	0.00%	0.00%	0	0
34 BANKA CELJE 9 th ISSUE	0	0	0	0	0.00%	0.00%	0	0
35 BANKA ZASAVJE 3 rd ISSUE	0	0	0	0	0.00%	0.00%	0	0
36 CIMOS 1 st ISSUE	0	0	0	0	0.00%	0.00%	0	0
37 DEOS 1 st ISSUE	0	0	0	0	0.00%	0.00%	0	0
38 DELO PRODAJA 1 st ISSUE	0	0	0	0	0.00%	0.00%	0	0
39 DROGA KOLINSKA 1 st ISSUE	0	0	0	0	0.00%	0.00%	0	0
40 DARS	0	0	0	0	0.00%	0.00%	0	0
41 DARS 2 nd ISSUE	0	0	0	0	0.00%	0.00%	0	0
42 DARS 3 rd ISSUE	0	0	0	0	0.00%	0.00%	0	0
43 FACTOR BANKA 8 th ISSUE	0	0	0	0	0.00%	0.00%	0	0
44 FACTOR BANKA 9 th ISSUE	0	0	0	0	0.00%	0.00%	0	0
45 FACTOR BANKA 11 th ISSUE	0	0	0	0	0.00%	0.00%	0	0
46 FACTOR BANKA 12 th ISSUE	0	0	0	0	0.00%	0.00%	0	0
47 FACTOR BANKA 14 th ISSUE	0	0	0	0	0.00%	0.00%	0	0
48 FACTOR BANKA 15 th ISSUE	0	0	0	0	0.00%	0.00%	0	0
49 FACTOR BANKA 16 th ISSUE	0	0	0	0	0.00%	0.00%	0	0
50 FACTOR BANKA 17 th ISSUE	0	0	0	0	0.00%	0.00%	0	0
51 FACTOR BANKA 19 th ISSUE	0	0	0	0	0.00%	0.00%	0	0
52 FMR	0	0	0	0	0.00%	0.00%	0	0
53 KB1909 1 st ISSUE	0	0	0	0	0.00%	0.00%	0	0
54 NOVA KBM 5 th ISSUE	0	0	0	0	0.00%	0.00%	0	0
55 NOVA KBM 8 th ISSUE	0	0	0	0	0.00%	0.00%	0	0
56 KD HOLDING 1 st ISSUE	0	0	0	0	0.00%	0.00%	0	0
57 POSLOVNI SISTEM MERCATOR	0	0	0	0	0.00%	0.00%	0	0
58 NLB 11 th ISSUE	0	0	0	0	0.00%	0.00%	0	0
59 NLB 13 th ISSUE	0	0	0	0	0.00%	0.00%	0	0
60 NLB 14 th ISSUE	0	0	0	0	0.00%	0.00%	0	0
61 NLB 15 th ISSUE	0	0	0	0	0.00%	0.00%	0	0
62 NLB 16 th ISSUE	0	0	0	0	0.00%	0.00%	0	0
63 NLB 18 th ISSUE	0	0	0	0	0.00%	0.00%	0	0
64 NLB 19 th ISSUE	0	0	0	0	0.00%	0.00%	0	0
65 NLB 20 th ISSUE	0	0	0	0	0.00%	0.00%	0	0
66 NLB 21 st ISSUE	0	0	0	0	0.00%	0.00%	0	0
67 NLB 22 nd ISSUE	0	0	0	0	0.00%	0.00%	0	0
68 NLB 23 rd ISSUE	0	0	0	0	0.00%	0.00%	0	0
69 POŠTNA BANKA SLOVENIJE 6 th ISSUE	0	0	0	0	0.00%	0.00%	0	0
70 POŠTNA BANKA SLOVENIJE 7 th ISSUE	0	0	0	0	0.00%	0.00%	0	0
71 POTEZA NALOŽBE	0	0	0	0	0.00%	0.00%	0	0
72 PROBANKA 7 th ISSUE	0	0	0	0	0.00%	0.00%	0	0
73 PROBANKA 8 th ISSUE	0	0	0	0	0.00%	0.00%	0	0
74 REPUBLIKA SLOVENIJA 18 th ISSUE	0	0	0	0	0.00%	0.00%	0	0
75 REPUBLIKA SLOVENIJA 23 rd ISSUE	0	0	0	0	0.00%	0.00%	0	0

76	REPUBLIKA SLOVENIJA 33 rd ISSUE	0	0	0	0	0.00%	0.00%	0	0
77	REPUBLIKA SLOVENIJA 44 th ISSUE	0	0	0	0	0.00%	0.00%	0	0
78	REPUBLIKA SLOVENIJA 57 th ISSUE	0	0	0	0	0.00%	0.00%	0	0
79	REPUBLIKA SLOVENIJA 60 th ISSUE	0	0	0	0	0.00%	0.00%	0	0
80	REPUBLIKA SLOVENIJA 61 st ISSUE	0	0	0	0	0.00%	0.00%	0	0
81	PROBANKA 7 th ISSUE	0	0	0	0	0.00%	0.00%	0	0
82	REPUBLIKA SLOVENIJA 63 rd ISSUE	0	0	0	0	0.00%	0.00%	0	0
83	SIP STROJNA INDUSTRIJA 1 st ISSUE B SERIES	0	0	0	0	0.00%	0.00%	0	0
84	STANOVANJSKI SKLAD RS 1 st ISSUE	0	0	0	0	0.00%	0.00%	0	0
85	BANKA VIPA 6 th ISSUE	0	0	0	0	0.00%	0.00%	0	0
86	BANKA VIPA 7 th ISSUE	0	0	0	0	0.00%	0.00%	0	0
87	ZAVAROVALNICA TRIGLAV 1 st ISSUE	0	0	0	0	0.00%	0.00%	0	0

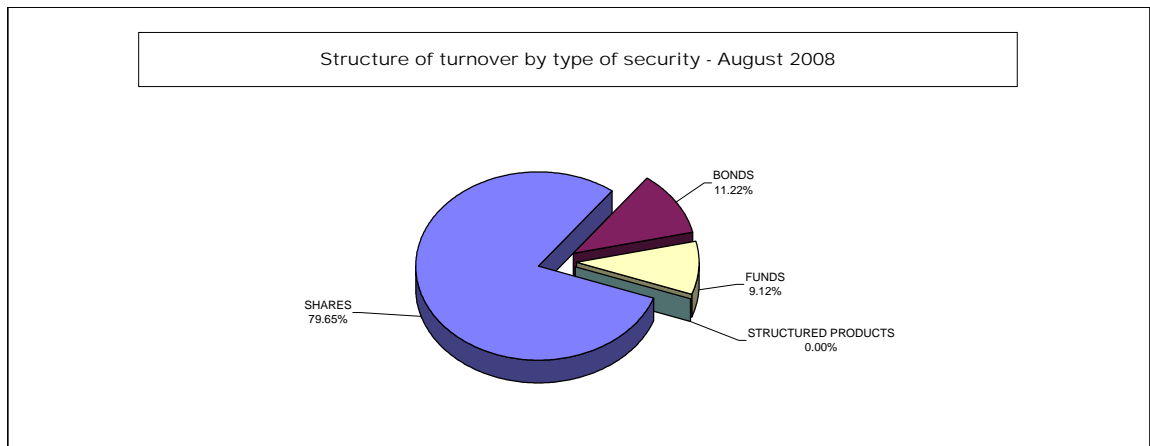
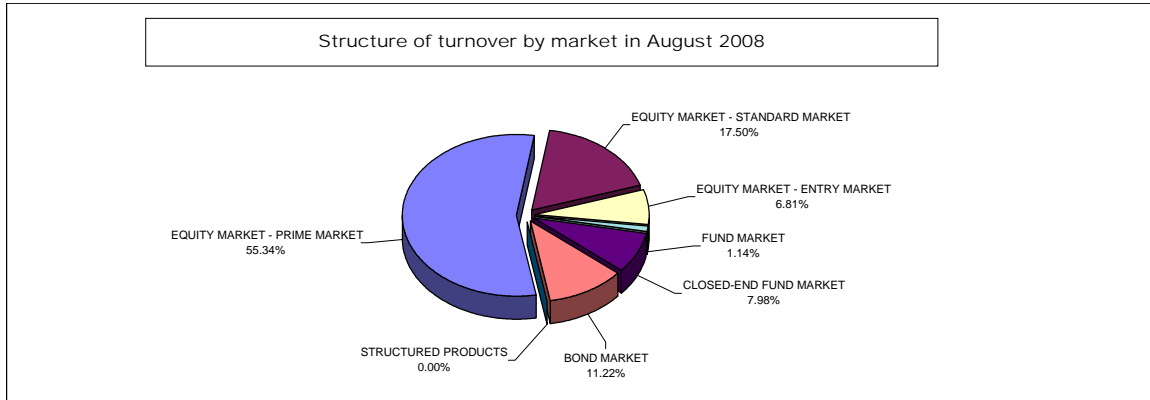
FUND MARKET

Issue	Stock trades (in EUR)	Stock trades (in USD)	Normal trades (in EUR)	Block trades (in EUR)	Share in total turnover	Share in turnover of funds	Volume in pieces	Number of bargains
Total	456,255	680,290	456,255	0	1.14%	12.55%	423,276	236
1 PROBANKA GLOBALNI NALOŽBENI SKLAD	263,458	393,290	263,458	0	0.66%	7.24%	349,556	134
2 MP-BALKAN.SI	119,051	178,085	119,051	0	0.30%	3.27%	2,569	77
3 MP-EUROSTOCK.SI	7,685	11,537	7,685	0	0.02%	0.21%	1,432	4
4 INDEKSNI VZAJEMNI SKLAD PB URANIUM INDEX	29,901	44,240	29,901	0	0.08%	0.82%	37,897	11
5 INDEKSNI VZAJEMNI SKLAD PB BIOTECH INDEX	36,159	53,137	36,159	0	0.09%	0.99%	31,822	10

CLOSED-END FUND MARKET

Issue	Stock trades (in EUR)	Stock trades (in USD)	Normal trades (in EUR)	Block trades (in EUR)	Share in total turnover	Share in turnover of funds	Volume in pieces	Number of bargains
Total	3,180,620	4,802,487	3,180,620	0	7.98%	87.45%	1,194,376	1,333
1 NFD 1 DELNIŠKI INVESTICIJSKI SKLAD	2,002,240	3,017,402	2,002,240	0	5.02%	55.05%	1,086,235	337
2 INFOND ID	570,150	876,285	570,150	0	1.43%	15.68%	49,078	195
3 KD ID	235,228	352,225	235,228	0	0.59%	6.47%	24,865	328
4 ZVON ENA ID	218,548	324,924	218,548	0	0.55%	6.01%	14,180	218
5 KRONA SENIOR ID	116,444	174,940	116,444	0	0.29%	3.20%	13,824	96
6 INFOND ID 1	38,009	56,712	38,009	0	0.10%	1.05%	6,194	159
7 MAKSIMA ID	0	0	0	0	0.00%	0.00%	0	0

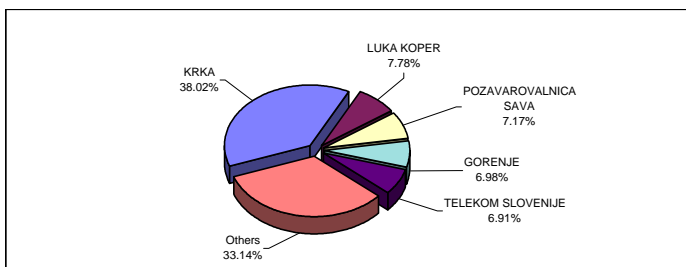
Shares total	31,748,488	47,538,489	26,773,568	4,974,920	79.65%	100.00%	749,684	8,913
Funds total	3,636,874	5,482,777	3,636,874	0	9.12%	100.00%	1,617,652	1,569
Bonds total	4,473,610	6,646,422	3,023,131	1,450,479	11.22%	100.00%	106,064	292
Structured products	0	0	0	0	0.00%	-	0	0
Total turnover	39,858,972	59,667,689	33,433,573	6,425,399	100.00%	100.00%	2,473,400	10,774



C2) MOST TRADED SECURITIES IN AUGUST 2008

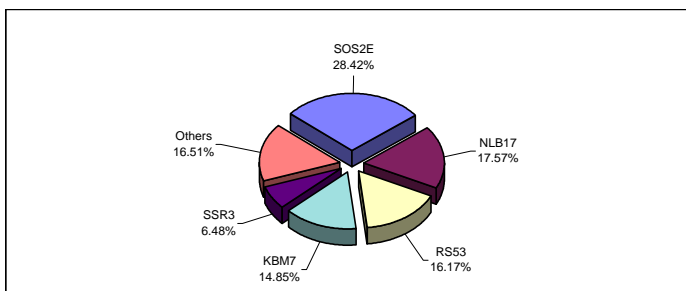
MOST TRADED SHARES

Issuer	Turnover (in 000 EUR) - order book trades only	Number of bargains - order book trades only	Market capitalisation as of 31 Aug 2008 (in EURm)
KRKA	12,071	2,531	3,154
LUKA KOPER	2,471	329	763
POZAVAROVALNICA SAVA	2,275	214	257
GORENJE	2,215	606	413
TELEKOM SLOVENIJE	2,193	372	1,498
Others	10,523	4,861	7,529
Total	31,748	8,913	13,614



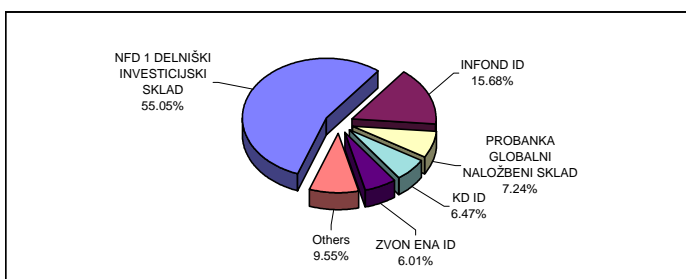
MOST TRADED BONDS

Issuer	Turnover (in 000 EUR) - order book trades only	Number of bargains - order book trades only	Market capitalisation as of 31 Aug 2008 (in EURm)
SLOVENSKA ODŠKODNINSKA DRUŽBA 2 nd ISSUE	1,271	186	611
NLB 17 th ISSUE	786	1	41
REPUBLIKA SLOVENIJA 53 rd ISSUE	723	3	79
NOVA KBM 7 th ISSUE	664	1	29
STANOVANJSKI SKLAD RS 3 rd ISSUE	290	3	3
Others	738	98	5,604
Total	4,474	292	6,368



MOST TRADED INVESTMENT FUNDS

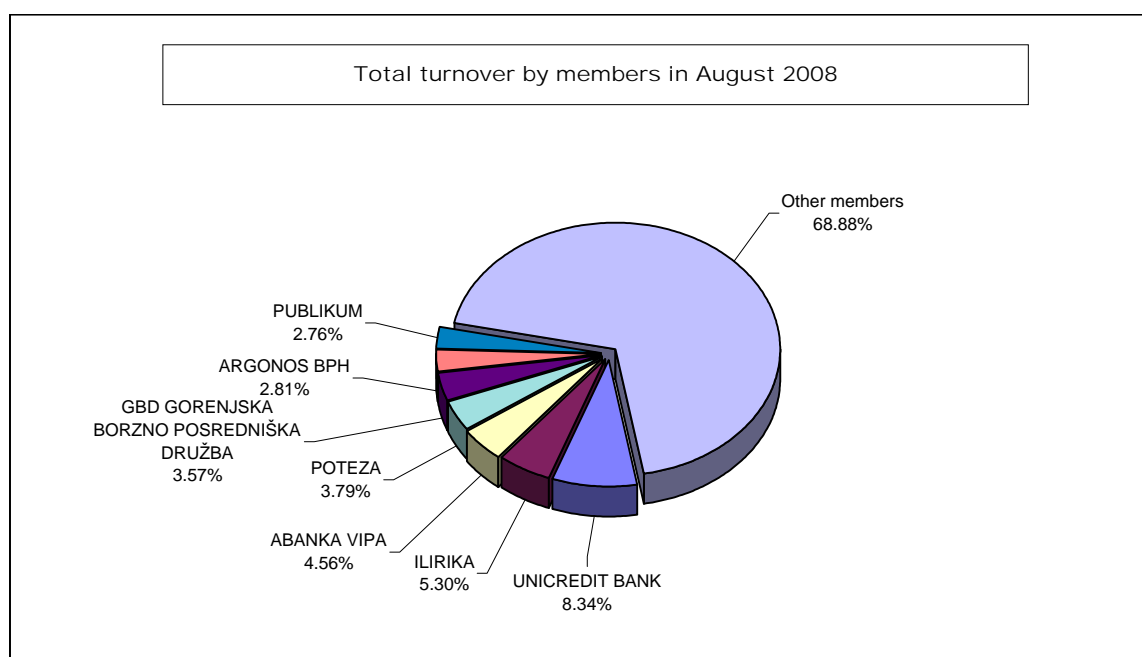
INVESTMENT FUNDS	Turnover (in 000 EUR) - order book trades only	Number of bargains - order book trades only	Market capitalisation as of 31 Aug 2008 (in EURm)
NFD 1 DELNIŠKI INVESTICIJSKI SKLAD	2,002	337	291
INFOND ID	570	195	94
PROBANKA GLOBALNI NALOŽBENI SKLAD	263	134	73
KD ID	235	328	83
ZVON ENA ID	219	218	31
Others	347	357	207
Total	3,637	1,569	780



C3) MONTHLY TURNOVER BY LJSE MEMBERS

TURNOVER BY MEMBERS BY TYPE OF TRADE IN AUGUST 2008

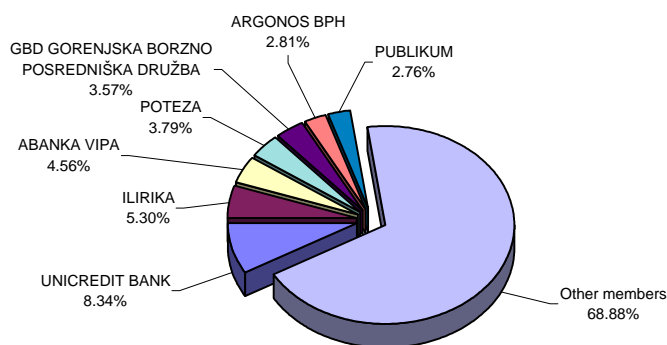
Member	Normal trades (in EUR)	Block trades (in EUR)	Total via BTS (in EUR)	Share in turnover
1 UNICREDIT BANK	8,323,953	4,967,520	13,291,473	8.34%
2 ILIRIKA	5,233,681	3,210,958	8,444,639	5.30%
3 ABANKA VIPA	7,269,279		7,269,279	4.56%
4 POTEZA	6,041,397		6,041,397	3.79%
5 GBD GORENJSKA BORZNO POSREDNIŠKA DRUŽBA	5,692,587		5,692,587	3.57%
6 ARGONOS BPH	4,476,414		4,476,414	2.81%
7 PUBLIKUM	1,495,238	2,899,310	4,394,548	2.76%
8 KD BPD	3,932,902	310,000	4,242,902	2.66%
9 CERTIUS BPH	3,789,712		3,789,712	2.38%
10 NOVA LJUBLJANSKA BANKA	3,242,554	157,500	3,400,054	2.13%
11 NOVA KBM	2,677,820		2,677,820	1.68%
12 RAIFFEISEN BANKA	2,195,626	411,200	2,606,826	1.64%
13 FACTOR BANKA	2,109,917		2,109,917	1.32%
14 MP BPH	2,079,792		2,079,792	1.30%
15 HYPO ALPE-ADRIA-BANK	1,124,831	894,310	2,019,141	1.27%
16 PROBANKA	1,969,206		1,969,206	1.24%
17 SKB BANKA	1,623,549		1,623,549	1.02%
18 PFCI	1,228,783		1,228,783	0.77%
19 DEŽELNA BANKA SLOVENIJE	1,020,759		1,020,759	0.64%
20 BANKA KOPER	626,057		626,057	0.39%
21 PERSPEKTIVA BPD	348,757		348,757	0.22%
22 MOJA DELNICA BPH	333,191		333,191	0.21%
23 GORENJSKA BANKA	31,143		31,143	0.02%
24 Skupaj	66,867,146	12,850,798	79,717,945	50.00%
TOTAL	133,734,293	25,701,597	159,435,890	100.00%



TURNOVER BY MEMBERS BY TYPE OF SECURITY IN AUGUST 2008

Member	Shares	Bonds	Funds	Total (in EUR)	Share in turnover
1 UNICREDIT BANK	13,206,848	57,769	26,855	13,291,473	8.34%
2 ILIRIKA	4,190,329	4,093,215	161,095	8,444,639	5.30%
3 ABANKA VIPA	5,543,620	489,132	1,236,527	7,269,279	4.56%
4 POTEZA	4,211,593	396,203	1,433,600	6,041,397	3.79%
5 GBD GORENJSKA BORZNO POSREDNIŠKA DRUŽBA	3,963,944	236,048	1,492,595	5,692,587	3.57%
6 ARGONOS BPH	4,103,314	58,230	314,870	4,476,414	2.81%
7 PUBLIKUM	4,310,758	52,439	31,351	4,394,548	2.76%
8 KD BPD	4,190,229	32,082	20,591	4,242,902	2.66%
9 CERTIUS BPH	2,985,410	21,413	782,889	3,789,712	2.38%
10 NOVA LJUBLJANSKA BANKA	2,521,683	716,759	161,612	3,400,054	2.13%
11 NOVA KBM	967,049	1,510,490	200,282	2,677,820	1.68%
12 RAIFFEISEN BANKA	1,827,524	356,783	422,519	2,606,826	1.64%
13 FACTOR BANKA	1,929,875	144,781	35,261	2,109,917	1.32%
14 MP BPH	1,764,195	167,721	147,876	2,079,792	1.30%
15 HYPO ALPE-ADRIA-BANK	2,017,382	0	1,759	2,019,141	1.27%
16 PROBANKA	1,170,672	443,534	355,000	1,969,206	1.24%
17 SKB BANKA	1,519,795	90,651	13,104	1,623,549	1.02%
18 PFCI	832,477	20,049	376,257	1,228,783	0.77%
19 DEŽELNA BANKA SLOVENIJE	1,010,569	4,166	6,024	1,020,759	0.64%
20 BANKA KOPER	606,268	6,250	13,539	626,057	0.39%
21 PERSPEKTIVA BPD	314,699	31,437	2,621	348,757	0.22%
22 MOJA DELNICA BPH	299,551	9,208	24,433	333,191	0.21%
23 GORENJSKA BANKA	9,192	8,861	13,090	31,143	0.02%
24 Skupaj	63,496,976	8,947,220	7,273,749	79,717,945	50.00%
TOTAL	126,993,951	17,894,440	14,547,498	159,435,889	100.00%

Total turnover by members in August 2008



C5) TURNOVER IN YEARS 2007 AND 2008

MONTHLY TURNOVER ON OFFICIAL AND SEMI-OFFICIAL MARKET

Year 2007	Number of trading days	Turnover via BTS (in EUR)		average per bargain	Number of bargains via BTS	
		per year	average per day		per year	average per day
July	22	250,231,975	11,374,181	9,147	27,357	1,244
August	22	239,346,331	10,879,379	8,696	27,523	1,251
September	20	170,336,792	8,516,840	7,557	22,540	1,127
October	22	169,935,944	7,724,361	7,813	21,751	989
November	21	195,474,830	9,308,325	1,000	195,475	9,308
December	18	232,277,692	12,904,316	7,599	30,566	1,698
TOTAL	246	2,226,900,747			454,188	
Average 2007	21	185,575,062	9,066,677	7,247	37,849	1,836
Year 2008						
January	21	193,919,088	9,234,242	5,938	32,658	1,555
February	20	118,914,771	5,945,739	5,328	22,317	1,116
March	19	136,958,456	7,208,340	5,721	23,941	1,260
April	22	199,185,935	9,053,906	6,764	29,448	1,339
May	20	72,224,108	3,611,205	4,366	16,542	827
June	20	62,871,847	3,143,592	4,348	14,461	723
July	23	60,709,246	2,639,532	4,274	14,205	618
August	20	39,858,972	1,992,949	3,700	10,774	539
TOTAL	165	884,642,424			164,346	
Average 2007	21	110,580,303	5,353,688	5,055	20,543	997

TURNOVER BY SECURITIES ON ALL MARKETS OF LJUBLJANA STOCK EXCHANGE IN YEARS 1998 - 2008

Total turnover and number of bargains

Year	Number of trading days	Turnover via BTS (in EUR)		average per bargain	Number of bargains via BTS	
		per year	average per day		per year	average per day
2008	165	884,642,424	5,353,688	5,055	164,346	997
2007	246	2,226,900,747	9,052,442	4,903	454,188	1,846
2006	247	996,477,198	4,034,321	4,353	228,941	927
2005	250	579,204,722	2,316,819	2,263	255,908	1,024
2004	255	837,861,029	3,285,730	2,382	351,760	1,379
2003	249	700,844,661	2,814,637	2,058	340,582	1,368
2002	247	1,156,611,591	4,682,638	2,563	451,250	1,827
2001	247	707,615,828	2,864,841	2,221	318,645	1,290
2000	249	1,174,224,149	4,715,760	2,971	395,284	1,587
1999	254	1,397,785,135	5,503,091	3,134	445,966	1,756
1998	252	2,259,292,124	8,965,445	9,531	237,049	941

MONTHLY TURNOVER WITH REGULAR TRADES

Year 2007	Number of	Turnover (in EUR)		average	Number of bargains	
Month	trading days	per month	average per day	per bargain	per month	average per day
July	22	250,231,976	11,374,181	9,147	27,357	1,244
August	22	239,346,325	10,879,378	8,696	27,523	1,251
September	20	170,336,787	8,516,839	7,557	22,540	1,127
October	22	165,560,244	7,525,466	7,614	21,745	988
November	21	173,592,488	8,266,309	7,170	24,211	1,153
December	18	208,957,390	11,608,744	6,840	30,550	1,697
TOTAL	225	1,995,235,033			258,595	
Average 2007	20	181,385,003	8,872,073	7,698	23,509	1,156
Year 2008						
January	21	190,153,012	9,054,905	5,824	32,650	1,555
February	20	107,955,016	5,397,751	4,839	22,309	1,115
March	19	116,268,566	6,119,398	4,862	23,912	1,259
April	22	136,791,273	6,217,785	4,651	29,414	1,337
May	20	62,071,429	3,103,571	3,755	16,529	826
June	20	54,930,016	2,746,501	3,801	14,452	723
July	23	52,624,494	2,288,021	3,707	14,195	617
August	20	33,433,573	1,671,679	3,108	10,756	538
TOTAL	165	754,227,379			164,217	
Average 2008	21	94,278,422	4,574,951	4,318	20,527	996

*special segment for trading in securities issued by Republic of Slovenia.

MONTHLY TURNOVER WITH BLOCK TRADES

Year 2007	Number of	Turnover (in EUR)		average	Number of bargains	
Month	trading days	per month	average per day	per bargain	per month	average per day
July	22	250,988,178	11,408,554	2,240,966	112	5
August	22	78,943,696	3,588,350	631,550	125	6
September	20	117,516,598	5,875,830	1,487,552	79	4
October	22	100,902,748	4,586,489	2,018,055	50	2
November	21	21,882,342	1,042,016	1,458,823	15	1
December	18	23,320,302	1,295,572	1,457,519	16	1
TOTAL	246	1,201,565,674			1,051	
Average 2007	21	100,130,473	4,834,047	1,244,168	88	4
Year 2008						
January	21	3,766,076	179,337	470,760	8	0
February	20	10,959,756	547,988	1,369,970	8	0
March	19	20,689,890	1,088,942	713,444	29	2
April	22	62,394,662	2,836,121	1,835,137	34	2
May	20	10,152,679	507,634	780,975	13	1
June	20	7,941,831	397,092	882,426	9	0
June	23	8,084,752	351,511	808,475	10	0
July	20	6,425,399	321,270	356,967	18	1
TOTAL	165	130,415,046			129	
Average 2008	21	16,301,881	778,737	902,269	16	1

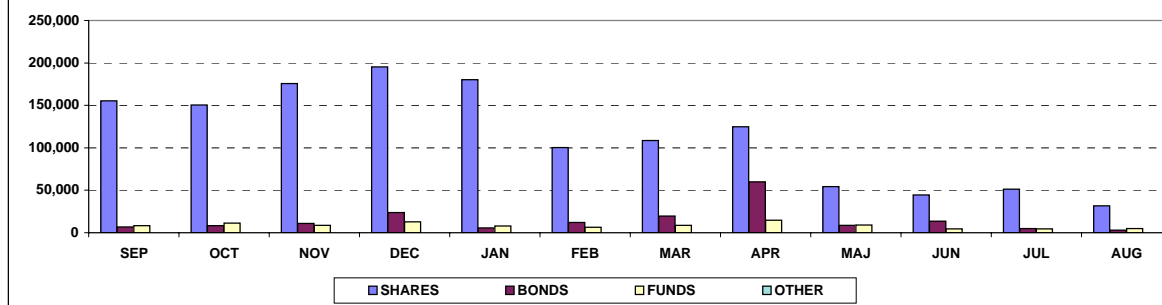
MONTHLY TURNOVER VIA BTS BY MARKETS ON LJUBLJANA STOCK EXCHANGE (In EUR)

	Equity market			Bond market	Fund market	Closed-end fund market	Structured products - short-term securities	TOTAL	MoM Index
	Prime market	Standard market	Entry market						
YEAR 2007									
August	179,231,572	33,689,710	8,567,788	3,841,730	3,129,065	10,886,466	0	239,346,331	96
September	119,395,007	26,915,228	9,100,865	6,790,388	1,569,264	6,566,040	0	170,336,792	71
October	116,762,231	23,798,018	9,850,095	8,204,901	2,392,438	8,928,260	0	169,935,944	100
November	140,359,242	27,914,915	7,467,433	11,010,399	1,933,576	6,789,265	0	195,474,830	115
December	86,094,530	97,481,053	11,887,542	23,919,102	2,216,914	10,678,550	0	232,277,692	119
Total 2007	1,382,036,817	451,963,159	117,976,560	107,789,930	54,344,048	112,771,185	19,048	2,226,900,709	
YEAR 2008									
January	121,560,624	51,408,613	7,378,543	5,467,741	1,392,848	6,710,719	0	193,919,088	83
February	66,784,031	29,315,276	4,323,196	11,995,411	2,116,330	4,380,526	0	118,914,771	61
March	81,011,466	21,336,592	6,305,504	19,573,088	1,016,311	7,715,495	0	136,958,456	115
April	99,772,084	17,743,347	7,215,980	59,831,587	4,147,170	10,475,767	0	199,185,935	145
May	35,696,836	12,052,933	6,580,296	8,663,524	1,031,189	8,199,330	0	72,224,108	36
June	27,321,869	12,341,195	4,945,353	13,758,477	450,444	4,054,509	0	62,871,847	87
July	33,336,260	14,076,854	3,958,377	4,958,275	424,843	3,954,637	0	60,709,246	97
August	22,056,966	6,975,976	2,715,545	3,180,620	456,255	4,473,610	0	39,858,972	66
Total 2008	487,540,137	165,250,787	43,422,795	127,428,723	11,035,390	49,964,593	0	884,642,425	

MONTHLY TURNOVER BY SECURITIES ON LJUBLJANA STOCK EXCHANGE (In EUR)

	Shares	Bonds	Funds	Other	TOTAL	MoM Index
YEAR 2007						
August	221,489,070	3,841,730	14,015,531	0	239,346,331	96
September	155,411,100	6,790,388	8,135,304	0	170,336,792	71
October	150,410,344	8,204,901	11,320,699	0	169,935,944	100
November	175,741,589	11,010,399	8,722,842	0	195,474,830	115
December	195,463,126	23,919,102	12,895,464	0	232,277,692	119
Total 2007	1,951,976,536	107,789,930	167,115,234	19,048	2,226,900,709	
YEAR 2008						
January	180,347,780	5,467,741	8,103,567	0	193,919,088	83
February	100,422,504	11,995,411	6,496,857	0	118,914,771	61
March	108,653,562	19,573,088	8,731,806	0	136,958,456	115
April	124,731,412	59,831,587	14,622,937	0	199,185,935	145
May	54,330,065	8,663,524	9,230,519	0	72,224,108	36
June	44,608,417	13,758,477	4,504,953	0	62,871,847	87
July	51,371,491	4,958,275	4,379,480	0	60,709,246	97
August	31,748,488	3,180,620	4,929,865	0	39,858,972	66
Total 2008	696,213,719	127,428,723	60,999,983	0	884,642,425	

Monthly turnover by markets on Ljubljana Stock Exchange (in 000 EUR)



D) MARKET CAPITALISATION

	31 Aug 2007	31 Dec 2007	31 Jul 2008	31 Aug 2008	Index 31 Aug 2008 / 31 Jul 2008	Index 31 Aug 2008 / 31 Dec 2007	Index 31 Aug 2008 / 31 Aug 2007	Share
EQUITY MARKET	19,696,017,365	19,740,120,309	14,459,163,420	13,613,547,268	94	69	69	65.57%
PRIME MARKET	13,352,706,022	12,312,426,558	8,367,778,515	7,913,246,681	95	64	59	38.12%
STANDARD MARKET	3,615,267,022	4,569,259,690	3,740,637,904	3,331,592,329	89	73	92	16.05%
ENTRY MARKET	2,838,224,846	2,858,434,061	2,350,747,002	2,368,708,257	101	83	83	11.41%
Banks	17,473,964	996,407,073	648,863,250	599,943,129	92	60	3433	4.41%
Banks	19,678,543,402	18,743,713,236	13,548,149,638	12,756,134,866	94	68	65	93.70%
Banks			262,150,532	257,469,273	98			1.89%
BOND MARKET	5,906,152,898	5,940,804,540	6,371,739,369	6,367,767,623	100	107	108	30.67%
State	4,651,348,839	4,618,037,497	4,994,882,931	4,988,229,214	100	108	107	78.34%
Banks	892,640,270	955,103,323	992,933,026	985,713,819	99	103	110	15.48%
Comapnies	329,553,789	335,053,720	351,313,412	361,214,590	103	108	110	5.67%
Insurance companies	32,610,000	32,610,000	32,610,000	32,610,000	100	100	100	0.51%
FUND MARKET	172,872,970	161,918,345	104,384,590	100,211,630	96	62	58	0.48%
CLOSED-END FUND MARKET	999,524,935	1,021,572,525	696,614,351	679,373,042	98	67	68	3.27%
TOTAL	26,774,568,169	26,864,415,718	21,631,901,731	20,760,899,563	96	77	78	100.00%

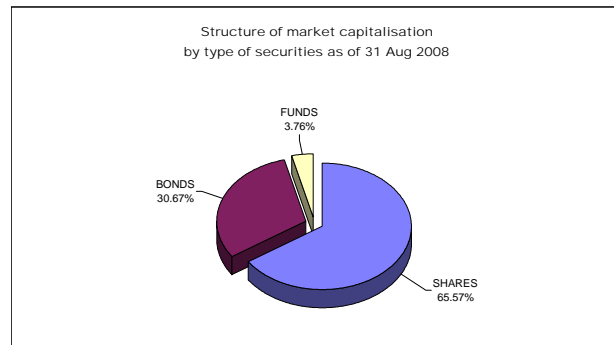
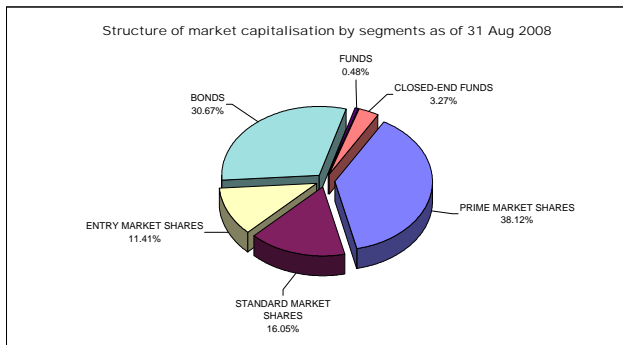
SHARES	19,696,017,365	19,740,120,309	14,459,163,420	13,613,547,268	94	69	73	-
---------------	-----------------------	-----------------------	-----------------------	-----------------------	-----------	-----------	-----------	----------

BONDS	5,906,152,898	5,940,804,540	6,371,739,369	6,367,767,623	100	107	108	-
--------------	----------------------	----------------------	----------------------	----------------------	------------	------------	------------	----------

FUNDS	1,172,397,905	1,183,490,869	800,998,941	779,584,672	97	66	68	-
--------------	----------------------	----------------------	--------------------	--------------------	-----------	-----------	-----------	----------

On 31 Aug 2008, the total market capitalisation of all shares traded, without investment funds, on the Ljubljana Stock Exchange corresponded to 40.6 % of GDP in 2007 - EUR 33,542 million (as reported by Statistical office of the Republic of Slovenia).

1EUR=1.3705 USD as of 31 Aug 2007 | 1EUR=1.4692 USD as of 31 Dec 2007 | 1EUR=1.5611 USD as of 31 Jul 2008 | 1EUR=1.4735 USD as of 31 Aug 2008



MARKET CAPITALISATION OF SHARES - PRIME MARKET

Issue	Number of shares traded	Number of issued shares	Share of traded shares	Price as of 31 Aug 2008	Market capitalisation as of 31 Aug 2008 (in EUR)	Market capitalisation as of 31 Aug 2008 (in USD)
1 KRKA	35,426,120	35,426,120	100.00%	89.03 EUR	3,153,987,464	4,647,400,528
2 TELEKOM SLOVENIJE	6,535,478	6,535,478	100.00%	229.15 EUR	1,497,604,784	2,206,720,649
3 PETROL	2,086,301	2,086,301	100.00%	509.45 EUR	1,062,866,044	1,566,133,116
4 MERCATOR	3,765,361	3,765,361	100.00%	221.84 EUR	835,307,684	1,230,825,873
5 LUKA KOPER	14,000,000	14,000,000	100.00%	54.49 EUR	762,860,000	1,124,074,210
6 GORENJE	14,030,000	14,030,000	100.00%	29.41 EUR	412,622,300	607,998,959
7 INTEREUROPA	7,902,413	7,902,413	100.00%	23.79 EUR	187,998,405	277,015,650
TOTAL					7,913,246,681	11,660,168,985

MARKET CAPITALISATION OF SHARES - STANDARD MARKET

Issue	Number of shares traded	Number of issued shares	Share of traded shares	Price as of 31 Aug 2008	Market capitalisation as of 31 Aug 2008 (in EUR)	Market capitalisation as of 31 Aug 2008 (in USD)
COMMON SHARES					3,316,533,119	9,275,823,058
1 SAVA	2,006,987	2,006,987	100.00%	398.70 EUR	800,185,717	1,179,073,654
2 PIVOVARNA LAŠKO	8,581,972	8,581,972	100.00%	77.00 EUR	660,811,844	973,706,252
3 NOVA KREDITNA BANKA MARIBOR	23,357,984	23,357,984	100.00%	25.04 EUR	584,883,919	861,826,455
4 ISTRABENZ	5,180,000	5,180,000	100.00%	76.69 EUR	397,254,200	585,354,064
5 POZAVAROVALNICA SAVA	9,362,519	9,362,519	100.00%	27.50 EUR	257,469,273	379,380,973
6 AERODROM LJUBLJANA	1,936,229	1,936,229	100.00%	78.00 EUR	151,025,862	222,536,608
7 TERME ČATEŽ	497,022	497,022	100.00%	262.00 EUR	130,219,764	191,878,822
8 SALUS, LJUBLJANA	134,980	134,980	100.00%	680.00 EUR	91,786,400	4,393,756,828
9 ISKRA AVTOELEKTRIKA	1,608,313	1,608,313	100.00%	48.00 EUR	77,199,024	244,154,701
10 ŽITO	355,792	355,792	100.00%	209.00 EUR	74,360,528	109,570,238
11 ETOL	254,619	254,619	100.00%	188.90 EUR	48,097,529	70,871,709
12 DELO PRODAJA	593,549	593,549	100.00%	28.00 EUR	16,619,372	24,488,645
13 MLINOTEST	2,389,177	2,389,177	100.00%	5.00 EUR	11,945,885	17,602,262
14 KOMPAS MTS	594,601	594,601	100.00%	20.08 EUR	11,939,588	17,592,983
15 NIKA	189,876	189,876	100.00%	14.40 EUR	2,734,214	4,028,865
PREFERRED SHARES					15,059,210	22,189,746
1 PROBANKA	396,295	400,000	99.07%	38.00 EUR	15,059,210	22,189,746
TOTAL					3,331,592,329	9,298,012,804

EXCHANGE RATE 1 EUR= 1.4735 USD as of 31 Aug 2008

MARKET CAPITALISATION OF SHARES - ENTRY MARKET

	Issue	Number of shares traded	Number of issued shares	Share of traded shares	Price as of 31 Aug 2008	Market capitalisation as of 31 Aug 2008 (in EUR)	Market capitalisation as of 31 Aug 2008 (in USD)
	COMMON SHARES					2,346,109,432	3,456,992,248
1	HELIOS, DOMŽALE	278,446	278,446	100.00%	1,088.35 EUR	303,046,704	446,539,318
2	KD HOLDING	2,675,640	2,675,640	100.00%	105.00 EUR	280,942,200	413,968,332
3	NFD HOLDING	33,727,196	33,727,196	100.00%	6.71 EUR	226,309,485	333,467,026
4	ZVON ENA HOLDING	12,431,743	12,431,743	100.00%	13.42 EUR	166,833,991	245,829,886
5	KD GROUP	186,436	186,436	100.00%	845.00 EUR	157,538,420	232,132,862
6	LESNINA	76,495	76,495	100.00%	1,970.50 EUR	150,733,398	222,105,661
7	CINKARNA CELJE	814,626	814,626	100.00%	128.40 EUR	104,597,978	154,125,121
8	AKTIVA NALOŽBE	16,328,251	16,328,251	100.00%	6.00 EUR	97,969,506	144,358,067
9	INFOND HOLDING	16,833,414	16,833,414	100.00%	5.52 EUR	92,920,445	136,918,276
10	FINETOL	254,619	254,619	100.00%	240.00 EUR	61,108,560	90,043,463
11	JUTEKS	641,432	641,432	100.00%	85.00 EUR	54,521,720	80,337,754
12	ZVON DVA HOLDING	14,120,934	14,120,934	100.00%	3.49 EUR	49,282,060	72,617,115
13	MAKSIMA HOLDING	6,399,850	6,399,850	100.00%	7.00 EUR	44,798,950	66,011,253
14	MAKSIMA INVEST	7,451,949	7,451,949	100.00%	5.40 EUR	40,240,525	59,294,413
15	VIPA HOLDING	7,347,565	7,347,565	100.00%	4.90 EUR	36,003,069	53,050,521
16	TRIGLAV NALOŽBE	13,182,366	13,182,366	100.00%	2.35 EUR	30,978,560	45,646,908
17	CENTER NALOŽBE	3,777,004	3,777,004	100.00%	8.06 EUR	30,442,652	44,857,248
18	ZLATA MONETA II	8,232,861	8,232,861	100.00%	3.30 EUR	27,168,441	40,032,698
19	TOSAMA	290,000	290,000	100.00%	88.80 EUR	25,752,000	37,945,572
20	MARINA PORTOROŽ	313,932	313,932	100.00%	79.10 EUR	24,832,021	36,589,983
21	NAMA	953,795	953,795	100.00%	26.00 EUR	24,798,670	36,540,840
22	MEDVEŠEK PUŠNIK	800,000	800,000	100.00%	26.00 EUR	20,800,000	30,648,800
23	GORENJSKI TISK	963,349	963,349	100.00%	20.00 EUR	19,266,980	28,389,895
24	GRAND HOTEL UNION	1,814,613	1,814,613	100.00%	10.01 EUR	18,164,276	26,765,061
25	MEDVEŠEK PUŠNIK DZU	75,000	75,000	100.00%	240.00 EUR	18,000,000	26,523,000
26	MODRA LINIJA HOLDING	2,192,411	2,192,411	100.00%	7.82 EUR	17,144,654	25,262,648
27	CETIS	200,000	200,000	100.00%	75.00 EUR	15,000,000	22,102,500
28	HRAM HOLDING	4,346,667	4,346,667	100.00%	3.45 EUR	14,996,001	22,096,608
29	MERCATA	2,891,874	2,891,874	100.00%	4.52 EUR	13,071,270	19,260,517
30	PLAMA - PUR	686,798	686,798	100.00%	19.00 EUR	13,049,162	19,227,940
31	NIKO	35,875	35,875	100.00%	303.30 EUR	10,880,888	16,032,988
32	M1	3,932,515	3,932,515	100.00%	2.65 EUR	10,421,165	15,355,586
33	MELAMIN	349,913	349,913	100.00%	29.71 EUR	10,395,915	15,318,381
34	ALPETOUR POTOVALNA AGENCIJA	497,847	497,847	100.00%	20.00 EUR	9,956,940	14,671,551
35	KS NALOŽBE	3,909,878	3,909,878	100.00%	2.50 EUR	9,774,695	14,403,013
36	SLOVENIJALES	273,377	273,604	99.92%	35.71 EUR	9,762,293	14,384,738
37	JAVOR PIVKA	1,194,700	1,194,700	100.00%	7.80 EUR	9,318,660	13,731,046
38	GEA	1,254,960	1,254,960	100.00%	7.01 EUR	8,797,270	12,962,777
39	DATALAB TEHNOLOGIJE	106,519	106,519	100.00%	79.10 EUR	8,425,653	12,415,200
40	KRONA HOLDING	3,295,357	3,295,357	100.00%	2.20 EUR	7,249,785	10,682,559
41	VELANA	1,409,645	1,409,645	100.00%	5.00 EUR	7,048,225	10,385,560
42	ALPOS	144,913	144,913	100.00%	45.00 EUR	6,521,085	9,608,819
43	TRDNJAVA HOLDING	2,593,123	2,593,123	100.00%	2.48 EUR	6,430,945	9,475,998
44	ŽELEZARNA RAVNE - MONTER DRAVOGRAD	336,225	336,225	100.00%	19.00 EUR	6,388,275	9,413,123
45	MIP	1,978,742	1,978,742	100.00%	2.72 EUR	5,382,178	7,930,640

MARKET CAPITALISATION OF SHARES - ENTRY MARKET

	Issue	Number of shares traded	Number of issued shares	Share of traded shares	Price as of 31 Aug 2008	Market capitalisation as of 31 Aug 2008 (in EUR)	Market capitalisation as of 31 Aug 2008 (in USD)
46	TERME DOBRNA	692,542	692,542	100.00%	7.01 EUR	4,854,719	7,153,429
47	GORIŠKE OPEKARNE	523,634	523,634	100.00%	8.00 EUR	4,189,072	6,172,598
48	TRDNJAVA I HOLDING	891,750	891,750	100.00%	4.00 EUR	3,567,000	5,255,975
49	SWATY	288,940	288,940	100.00%	12.30 EUR	3,553,962	5,236,763
50	JADRAN	165,302	165,302	100.00%	18.63 EUR	3,079,576	4,537,756
51	INTERTRADE ITA	69,531	69,531	100.00%	40.49 EUR	2,815,310	4,148,360
52	KOŠAKI TMI	43,236	43,236	100.00%	62.90 EUR	2,719,544	4,007,249
53	ELMO	708,000	708,000	100.00%	3.50 EUR	2,478,000	3,651,333
54	SIVENT	1,229,712	1,229,712	100.00%	2.00 EUR	2,459,424	3,623,961
55	INLES	712,410	712,410	100.00%	3.01 EUR	2,144,354	3,159,706
56	ZDRAVILIŠČE ROGAŠKA	901,581	961,898	93.73%	2.29 EUR	2,064,620	3,042,218
57	TEKSTINA	1,127,293	1,127,293	100.00%	1.40 EUR	1,578,210	2,325,493
58	MKT PRINT	103,954	103,954	100.00%	15.00 EUR	1,559,310	2,297,643
59	LIZ INŽENIRING	123,846	123,846	100.00%	12.50 EUR	1,548,075	2,281,089
60	JELEN GOSTINSKO PODJETJE	67,798	67,798	100.00%	3.34 EUR	226,445	333,667
61	D NALOŽBE	90,810	90,810	100.00%	2.27 EUR	206,139	303,745
	PREFERRED SHARES					22,598,825	33,299,368
1	KD HOLDING	266,413	266,413	100.00%	47.16 EUR	12,564,037	18,513,109
2	PRVA GROUP	170,000	170,000	100.00%	58.40 EUR	9,928,000	14,628,908
3	ZDRAVILIŠČE ROGAŠKA	28,102	30,000	93.67%	3.80 EUR	106,788	157,352
	TOTAL					2,368,708,257	3,490,291,617

EXCHANGE RATE 1 EUR= 1.4735 USD as of 31 Aug 2008

MARKET CAPITALISATION OF BONDS

	Izdaja	Number of issued bonds	Price as of 31 Aug 2008	Principal amt. as of 31 Aug 2008	Currency of denomination	Market capitalisation as of 31 Aug 2008 (in EUR)	Market capitalisation as of 31 Aug 2008 (in USD)
1	REPUBLIKA SLOVENIJA 59 th ISSUE	25,553,128	95.80	41.73	EUR	1,021,546,086	1,505,248,158
2	REPUBLIKA SLOVENIJA 63 rd ISSUE	1,000,000	98.75	1,000.00	EUR	987,500,000	1,455,081,250
3	SLOVENSKA ODŠKODNINSKA DRUŽBA 2 nd ISSUE	14,977,414	101.22	42.97	EUR	651,431,149	959,883,798
4	REPUBLIKA SLOVENIJA 60 th ISSUE	8,833,535	100.50	41.73	EUR	370,466,533	545,882,436
5	REPUBLIKA SLOVENIJA 62 nd ISSUE	9,358,736	90.00	41.73	EUR	351,486,048	517,914,692
6	REPUBLIKA SLOVENIJA 61 st ISSUE	7,880,699	96.01	41.73	EUR	315,739,993	465,242,879
7	REPUBLIKA SLOVENIJA 57 th ISSUE	6,223,274	103.03	41.73	EUR	267,566,050	394,258,579
8	REPUBLIKA SLOVENIJA 56 th ISSUE	4,841,198	99.00	41.73	EUR	200,002,961	294,704,362
9	REPUBLIKA SLOVENIJA 33 rd ISSUE	248,716	140.00	511.29	EUR	178,032,405	262,330,749
10	REPUBLIKA SLOVENIJA 53 rd ISSUE	792,909	100.00	100.00	EUR	79,290,900	116,835,141
11	REPUBLIKA SLOVENIJA 54 th ISSUE	1,828,310	102.25	41.73	EUR	78,012,022	114,950,715
12	REPUBLIKA SLOVENIJA 38 th ISSUE	688,470	102.54	100.00	EUR	70,595,714	104,022,784
13	NLB 18 th ISSUE	150,000	100.00	417.29	EUR	62,593,500	92,231,522
14	DARS 2 nd ISSUE	148,000	0.00	417.29	EUR	61,758,920	91,001,769
15	DARS	134,300	109.00	417.29	EUR	61,085,831	90,009,972
16	REPUBLIKA SLOVENIJA 48 th ISSUE	564,652	101.70	100.00	EUR	57,425,108	84,615,897
17	NLB 15 th ISSUE	131,126	102.20	417.29	EUR	55,921,355	82,400,117
18	REPUBLIKA SLOVENIJA 29 th ISSUE	550,000	100.00	100.00	EUR	55,000,000	81,042,500
19	NLB 23 rd ISSUE	54,200	0.00	1,000.00	EUR	54,200,000	79,863,700
20	NLB 13 th ISSUE	117,335	109.00	417.29	EUR	53,369,367	78,639,762
21	BANKA CELJE 11 th ISSUE	50,000	0.00	1,000.00	EUR	50,000,000	73,675,000
22	REPUBLIKA SLOVENIJA 26 th ISSUE	499,765	100.01	100.00	EUR	49,981,498	73,647,737
23	REPUBLIKA SLOVENIJA 50 th ISSUE	485,270	97.00	100.00	EUR	47,071,190	69,359,398
24	REPUBLIKA SLOVENIJA 18 th ISSUE	450,166	100.40	100.00	EUR	45,196,666	66,597,288
25	DARS 3 rd ISSUE	102,000	102.00	417.29	EUR	43,414,852	63,971,784
26	REPUBLIKA SLOVENIJA 23 rd ISSUE	400,000	103.00	100.00	EUR	41,200,000	60,708,200
27	KD HOLDING 1 st ISSUE	400,000	102.50	100.00	EUR	41,000,000	60,413,500
28	NLB 17 th ISSUE	101,694	96.50	417.29	EUR	40,950,633	60,340,758
29	NLB 19 th ISSUE	100,000	98.00	417.29	EUR	40,894,420	60,257,928
30	KD HOLDING 2 nd ISSUE	400,000	97.20	100.00	EUR	38,880,000	57,289,680
31	BANKA CELJE 10 th ISSUE	370,000	103.00	100.00	EUR	38,110,000	56,155,085
32	POSLOVNI SISTEM MERCATOR	365,400	97.85	100.00	EUR	35,754,390	52,684,094
33	ZAVAROVALNICA TRIGLAV 1 st ISSUE	30,000	108.70	1,000.00	EUR	32,610,000	48,050,835
34	NLB 16 th ISSUE	77,557	99.00	417.29	EUR	32,040,123	47,211,121
35	REPUBLIKA SLOVENIJA 21 st ISSUE	1,229,265	102.08	27.33	EUR	34,294,605	50,533,101
36	DROGA KOLINSKA 1 st ISSUE	30,000	0.00	1,000.00	EUR	30,000,000	44,205,000
37	NLB 22 nd ISSUE	298,940	100.00	100.00	EUR	29,894,000	44,048,809
38	REPUBLIKA SLOVENIJA 49 th ISSUE	77,979	98.50	380.00	EUR	29,187,540	43,007,840
39	NOVA KBM 8 th ISSUE	70,000	99.50	417.29	EUR	29,064,249	42,826,170
40	NLB 21 st ISSUE	69,500	0.00	417.29	EUR	29,001,655	42,733,939
41	NOVA KBM 7 th ISSUE	70,000	98.22	417.29	EUR	28,690,357	42,275,241
42	NLB 11 th ISSUE	26,326	100.90	1,000.00	EUR	26,562,934	39,140,483
43	NOVA KBM 5 th ISSUE	60,000	103.10	417.29	EUR	25,813,559	38,036,280
44	FACTOR BANKA 17 th ISSUE	25,000	0.00	1,000.00	EUR	25,000,000	36,837,500
45	PROBANKA 9 th ZDAJA	250,000	100.00	100.00	EUR	25,000,000	36,837,500
46	REPUBLIKA SLOVENIJA 32 nd ISSUE	238,655	100.00	100.00	EUR	23,865,500	35,165,814
47	NLB 20 th ISSUE	57,100	0.00	417.29	EUR	23,827,259	35,109,466
48	ABANKA VIPA 10 th ISSUE	21,000	104.00	1,000.00	EUR	21,840,000	32,181,240
49	REPUBLIKA SLOVENIJA 39 th ISSUE	29,574,334	100.00	0.83	EUR	24,546,697	36,169,558
50	BANKA CELJE 9 th ISSUE	50,000	100.90	417.29	EUR	21,052,281	31,020,535
51	ABANKA VIPA 11 th ISSUE	500,000	99.70	41.73	EUR	20,802,405	30,652,344
52	ABANKA VIPA 12 th ISSUE	500,000	99.50	41.73	EUR	20,760,675	30,590,855
53	CIMOS 1 st ISSUE	200,000	102.80	100.00	EUR	20,560,000	30,295,160
54	POŠTNA BANKA SLOVENIJE 7 th ISSUE	40,000	104.00	417.29	EUR	17,359,264	25,578,876
55	ABANKA VIPA 7 th ISSUE	173,000	99.00	100.00	EUR	17,127,000	25,236,635

Izdaja	Number of issued bonds	Price as of 31 Aug 2008	Principal amt. as of 31 Aug 2008	Currency of denomination	Market capitalisation as of 31 Aug 2008 (in EUR)	Market capitalisation as of 31 Aug 2008 (in USD)	
56	NLB 14 th ISSUE	17,000	100.00	1,000.00	EUR	17,000,000	25,049,500
57	ABANKA 6 th ISSUE	135,000	100.50	100.00	EUR	13,567,500	19,991,711
58	FACTOR BANKA 11 th ISSUE	13,000	103.70	1,000.00	EUR	13,481,000	19,864,254
59	FACTOR BANKA 20 th ISSUE	13,090	100.00	1,000.00	EUR	13,090,000	19,288,115
60	BANKA CELJE 8 th ISSUE	125,000	100.50	100.00	EUR	12,562,500	18,510,844
61	PROBANKA 7 th ISSUE	120,000	102.00	100.00	EUR	12,240,000	18,035,640
62	FACTOR BANKA 14 th ISSUE	1,216	98.00	10,000.00	EUR	11,916,800	17,559,405
63	FACTOR BANKA 19 th ISSUE	12,155	96.30	1,000.00	EUR	11,705,265	17,247,708
64	ABANKA VIPA 8 th ISSUE	100,000	101.80	100.00	EUR	10,180,000	15,000,230
65	FACTOR BANKA 12 th ISSUE	2,500,000	96.90	4.17	EUR	10,101,825	14,885,039
66	BANKA CELJE 7 th ISSUE	100,000	100.20	100.00	EUR	10,020,000	14,764,470
67	ABANKA VIPA 9 th ISSUE	100,000	99.40	100.00	EUR	9,940,000	14,646,590
68	PROBANKA 8 th ISSUE	92,000	100.00	100.00	EUR	9,200,000	13,556,200
69	FACTOR BANKA 15 th ISSUE	9,000	101.00	1,000.00	EUR	9,090,000	13,394,115
70	KB1909 1 st ISSUE	10,000	102.50	700.00	EUR	7,175,000	10,572,363
71	POTEZA NALOŽBE	100,000	100.60	66.85	EUR	6,724,708	9,908,857
72	FACTOR BANKA 8 th ISSUE	6,300	99.80	1,000.00	EUR	6,287,400	9,264,484
73	FACTOR BANKA 9 th ISSUE	5,927	99.00	1,000.00	EUR	5,867,730	8,646,100
74	DEOS 1 st ISSUE	58,259	100.02	94.13	EUR	5,485,016	8,082,172
75	FMR	50,000	103.00	100.00	EUR	5,150,000	7,588,525
76	BANKA ZASAVJE 3 rd ISSUE	5,000	100.53	1,000.00	EUR	5,026,500	7,406,548
77	FACTOR BANKA 16 th ISSUE	500	0.00	10,000.00	EUR	5,000,000	7,367,500
78	REPUBLIKA SLOVENIJA 44 th ISSUE	106,483	106.20	41.73	EUR	4,719,035	6,953,498
79	POŠTNA BANKA SLOVENIJE 6 th ISSUE	10,000	104.00	417.29	EUR	4,339,816	6,394,719
80	FACTOR BANKA 6 th ISSUE	10,000	100.00	419.65	EUR	4,196,510	6,183,557
81	STANOVANJSKI SKLAD RS 3 rd ISSUE	20,000	105.44	151.18	EUR	3,225,661	4,753,011
82	DELO PRODAJA 1 st ISSUE	200,000	0.00	10.00	EUR	2,000,000	2,947,000
83	HOTELI BERNARDIN	20,000	101.50	83.57	EUR	1,696,471	2,499,750
84	STANOVANJSKI SKLAD RS 1 st ISSUE	70,965	100.50	11.86	EUR	845,853	1,246,365
85	BANKA VIPA 7 th ISSUE	10,000	101.99	62.50	EUR	637,438	939,264
86	SIP STROJNA INDUSTRIJA 1 st ISSUE B SERIES	17,250	0.00	30.69	EUR	529,403	780,075
87	BANKA VIPA 6 th ISSUE	10,000	103.60	37.50	EUR	388,500	572,455
TOTAL						6,367,767,623	9,382,905,592

EXCHANGE RATE	1 EUR=	1.4735	USD as of 31 Aug 2008
---------------	--------	--------	-----------------------

MARKET CAPITALISATION OF OPEN-END FUNDS

	Mutual fund / ETF	Number of coupons traded	Price as of 31 Aug 2008	Market capitalisation as of 31 Aug 2008 (in EUR)	Market capitalisation as of 31 Aug 2008 (in USD)
1	PROBANKA GLOBALNI NALOŽBENI SKLAD	98,568,417	0.74 EUR	72,940,629	107,478,016
2	MP-BALKAN.SI	452,005	43.05 EUR	19,458,815	28,672,564
3	MP-EUROSTOCK.SI	1,179,803	5.39 EUR	6,359,138	9,370,190
4	INDEKSNI VZAJEMNI SKLAD PB BIOTECH INDEX	684,743	1.14 EUR	780,607	1,150,224
5	INDEKSNI VZAJEMNI SKLAD PB URANIUM INDEX	840,551	0.80 EUR	672,441	990,842
	TOTAL			100,211,630	147,661,837

MARKET CAPITALISATION OF CLOSE-END FUNDS

	Investment company	Number of shares traded	Price as of 31 Aug 2008	Market capitalisation as of 31 Aug 2008 (in EUR)	Market capitalisation as of 31 Aug 2008 (in USD)
1	NFD 1 DELNIŠKI INVESTICIJSKI SKLAD	160,580,300	1.81 EUR	290,650,343	428,273,280
2	INFOND ID	8,132,314	11.57 EUR	94,090,873	138,642,901
3	MAKSIMA ID	7,811,823	11.66 EUR	91,085,856	134,215,009
4	KD ID	9,181,542	9.06 EUR	83,184,771	122,572,759
5	KRONA SENIOR ID	6,895,504	8.50 EUR	58,611,784	86,364,464
6	ZVON ENA ID	2,277,577	13.75 EUR	31,316,684	46,145,134
7	INFOND ID 1	4,956,471	6.14 EUR	30,432,732	44,842,631
	TOTAL			679,373,042	1,001,056,178

EXCHANGE RATE 1 EUR= 1.4735 USD as of 31 Aug 2008

E) OTHER

E1) INDICATORS AS OF 31 AUGUST 2008

ISSUE	Price as of 31 Aug 2008	Total net profit (loss) in 000 EUR in 2007	Earning per share as of 31 Dec 2007	P / E ⁽¹⁾	Dividend for 2006 or 2007	Dividend yield	Book value as of 31 Dec 2007	P / B ⁽¹⁾	Turnover ratio ⁽²⁾
PRIME MARKET SHARES									
Gorenje ⁽⁵⁾	29.41 EUR	22,672 EUR	1.90 EUR	15.48	0.450 EUR	1.53%	24.32 EUR	1.21	14.80%
Intereuropa ⁽⁵⁾	23.79 EUR	26,063 EUR	3.298 EUR	7.21	0.58 EUR	2.44%	22.04 EUR	1.08	9.48%
Krka ⁽⁵⁾	89.03 EUR	132,552 EUR	3.92 EUR	22.70	0.91 EUR	1.02%	19.27 EUR	4.62	11.54%
Luka Koper ⁽⁴⁾	54.49 EUR	30,124 EUR	2.15 EUR	25.32	1.09 EUR	2.00%	24.13 EUR	2.26	7.91%
Mercator ⁽⁵⁾	221.84 EUR	43,755 EUR	11.79 EUR	18.82	4.25 EUR	1.92%	183.37 EUR	1.21	7.37%
Petrol ⁽⁵⁾	509.45 EUR	53,256 EUR	25.84 EUR	19.71	5.90 EUR	1.16%	211.93 EUR	2.40	8.00%
Telekom Slovenije ⁽⁵⁾	229.15 EUR	88,340 EUR	13.58 EUR	16.87	12.80 EUR	5.59%	162.78 EUR	1.41	5.43%
PRIME MARKET AVERAGE				20.12		2.00%		2.16	
Aerodrom ^{(4) (5)}	78.00 EUR	16,702 EUR	4.40 EUR	17.73	1.10 EUR	1.41%	29.05 EUR	2.68	16.34%
Delo Prodaja ^{(5) (6)}	28.00 EUR	4,884 EUR	8.534 EUR	3.28	0.70 EUR	2.50%	38.87 EUR	0.72	2.02%
Etol ⁽⁵⁾	188.90 EUR	2,792 EUR	10.97 EUR	17.2241	3.92 EUR	2.08%	154.07 EUR	1.23	5.82%
Iskra Avtoelektrika ⁽⁵⁾	48.00 EUR	4,662 EUR	2.904 EUR	16.53	0.75 EUR	1.56%	28.07 EUR	1.71	1.45%
Istrabenz ⁽⁵⁾	76.69 EUR	112,647 EUR	21.75 EUR	3.53	3.79 EUR	4.94%	78.60 EUR	0.98	5.15%
Kompas MTS	20.08 EUR	(1,329 EUR)	(2.23 EUR)	⁽³⁾			79.62 EUR	0.25	0.03%
Milnotest ⁽⁵⁾	5.00 EUR	273 EUR	0.11 EUR	43.72	0.04 EUR	0.80%	10.25 EUR	0.49	0.24%
Nika ^{(5) (6)}	14.40 EUR	118 EUR	0.620 EUR	23.24			20.34 EUR	0.71	0.20%
Nova KBM ⁽⁵⁾	25.04 EUR	52,332 EUR	2.25 EUR	11.15	0.20 EUR	0.80%	14.50 EUR	1.73	25.93%
Pivovarna Laško ⁽⁵⁾	77.00 EUR	58,890 EUR	6.73 EUR	11.44	1.00 EUR	1.30%	34.41 EUR	2.24	8.27%
Pozavarovalnica Sava ⁽⁵⁾	27.50 EUR	20,218 EUR	2.57 EUR	10.69			20.84 EUR	1.32	13.20%
Salus ^{(5) (6)}	680.00 EUR	14,385 EUR	114.00 EUR	5.96	40.00 EUR	5.88%	421.33 EUR	1.61	3.13%
Sava ⁽⁵⁾	398.70 EUR	39,293 EUR	19.61 EUR	20.33	3.00 EUR	0.75%	270.75 EUR	1.47	3.54%
Terme Čatež ⁽⁵⁾	262.00 EUR	3,978 EUR	8.06 EUR	32.51	4.35 EUR	1.66%	168.66 EUR	1.55	5.31%
Žito ⁽⁵⁾	209.00 EUR	4,287 EUR	12.15 EUR	17.20	4.60 EUR	2.20%	195.23 EUR	1.07	6.68%
STANDARD MARKET AVERAGE				17.20		2.20%		1.07	

Calculated on the basis of last audit consolidated financial statements. Average number of shares traded in last 2 years has been used for the calculations.

(1) P / E = price / earnings per share

(2) Yearly turnover / average market capitalisation at the end of current month, before 6 months and before 12 months

(3) Not applicable.

(4) By Aerodrom Ljubljana P / E is calculated on all shares.

(5) Approved dividend for 2007

(6) Calculated on the basis of audit consolidated financial statements based on Slovene accounting standards.

Average P/E = total market capitalisation of common shares listed (31 Aug 2008) / total net profit of companies listed on prime market or official market (in 2007), adjusted with share of listed securities.

Average div. yield = total dividends, paid by the companies listed in 2007 or 2008, adjusted with share of listed securities / total market capitalisation of common shares on prime market or official market (31 Aug 2008).

Average price / book value = total market capitalisation of common shares listed (31 Aug 2008) / total equity of companies listed on prime market or official market (31 Dec 2007), adjusted with share of listed securities.

E2) RECORD VALUES

RECORD DAILY TURNOVER IN 2008

17 Apr 2008

	Turnover (in EUR)	Number of bargains	Volume in pieces
Order book trades	11,086,847	2,119	244,609
Cross trades (excluding block trades)	706,507	156	11,707
Block trades	15,955,929	3	380,072
Total	27,749,283	2,278	636,388

MAX AND MIN VALUE OF TURNOVER AND INDICES

	In 2008		1989-2007	
Monthly turnover - block trades excluded (in 000 EUR)	199,185.94	April	250,231.98	July 2006
Daily turnover - block trades excluded (in 000 EUR)	27,749.28	17 Apr 2008	42,083.43	10 Dec 2007
Number of bargains per day - block trades excluded	3,483.00	23 Jan 2008	6,391.00	27 Dec 2002
Value of block trade (in 000 EUR)	8,757.87	18 Apr 2008	75,012.95	23 Nov 2005
Max value of SBI 20 index	11,408.00	4 Jan 2008	12,242.01	31 Aug 2007
Min value of SBI 20 index	7,310.60	27 Aug 2008	891.93	10 Sep 1996
Max value of SBI TOP index	2,520.56	4 Jan 2008	2,674.69	31 Aug 2007
Min value of SBI TOP index	1,613.99	15 Apr 2008	534.14	8 Jul 2003
Max value of PIX index	7,371.12	3 Jan 2008	7,464.19	24 Dec 2007
Min value of PIX index	5,347.85	24 Jun 2008	965.15	29 Apr 1999
Max value of BIO index	117.50	13 Feb 2008	123.41	7 Oct 2005
Min value of BIO index	115.88	23 Jun 2008	100.46	5 Jul 1995
Other				
Market capitalisation of shares in EURm	17,923.60	31 Jan 2008	19,806	31 Aug 2007
Share in turnover of foreign investors	6.48%	31 Aug 2008	19.68%	31 Dec 2002

E3) NEW LISTED AND DELISTED SECURITIES AND CHANGES IN 2008

NEW LISTED SECURITIES

EQUITY MARKET - STANDARD MARKET

Issuer	Trading code	Type of share	Nominal value	Listing date	First trading day
POZAVAROVANICA SAVA	POSR	common	no par value	11 Jun 2008	12 Jun 2008

EQUITY MARKET - ENTRY MARKET

Issuer	Trading code	Type of share	Listing date	First trading day
SIVENT	SING	common	21 Feb 2008	27 Feb 2008
FINETOL	FINR	common	25 Feb 2008	29 Feb 2008
D NALOŽBE	DFNR	common	28 Mar 2008	28 Mar 2008
DATALAB	DATR	common	30 Jun 2008	30 Jun 2008

BOND MARKET

Issuer	Trading code	Nomin. value of issue	Issue	Listing date	First trading day
REPUBLIKA SLOVENIJA	RS63	1,000,000,000 EUR	63 rd issue	7 Feb 2008	7 Feb 2008
FACTOR BANKA	FB16	5,000,000 EUR	16 th issue	12 Mar 2008	19 Mar 2008
FACTOR BANKA	FB19	12,155,000 EUR	19 th issue	12 Mar 2008	19 Mar 2008
PROBANKA	PRB9	25,000,000 EUR	9 th issue	11 Apr 2008	16 Apr 2008
FACTOR BANKA	FB20	13,090,000 EUR	20 th issue	12 Jun 2008	12 Jun 2008
DROGA KOLINSKA	DRK1	30,000,000 EUR	1 st issue	26 Jun 2008	1 Jul 2008
BANKA CELJE	BCE11	50,000,000 EUR	11 th issue	9 Jul 2008	11 Jul 2008
DELO PRODAJA	DPR1	2,000,000 EUR	1 st issue	18 Aug 2008	21 Aug 2008

FUND MARKET

Mutual fund	Trading code	Type of fund	Price of first trade	Listing date	First trading day
PB BIOTECH INDEX	PDBDI	ETF	0.963 EUR	17 Jun 2008	23 Jun 2008
PB URANIUM INDEX	PBDUI	ETF	0.982 EUR	17 Jun 2008	23 Jun 2008

DELISTED SECURITIES

EQUITY MARKET - PRIME MARKET

Issuer	Trading code	Type of share	Delisting date
MERKUR	MER	common	7 Mar 2008

EQUITY MARKET - STANDARD MARKET

Issuer	Trading code	Type of share	Delisting date
GEODETSKI ZAVOD SLOVENIJE	GZRG	common	7 Jan 2008
ACH	ACLG	common	22 Aug 2008

EQUITY MARKET - ENTRY MARKET

Issuer	Trading code	Type of share	Delisting date
DZS	DZS	common	29 May 2008
TOVARNA SLADKORJA ORMOŽ	TSOG	common	2 Jul 2008
HIDROTEHNIK	VHLG	common	29 Jul 2008
ETRA 33	ETRG	common	29 Aug 2008

EXTENDED LISTING OF SECURITIES

EQUITY MARKET - PRIME MARKET

Issuer	Trading code	Type of share	Number of shares before extension	Number of shares after extension	Extension date
LUKA KOPER	LKPG	common	7,140,000	14,000,000	21 May 2008

EQUITY MARKET - STANDARD MARKET

Issuer	Trading code	Type of share	Number of shares before extension	Number of shares after extension	Extension date
PIVOVARNA LAŠKO	PLR	common	8,578,391	8,581,972	17 Jan 2008
PROBANKA	PRBP	preferred	396,235	396,295	5 Aug 2008

EQUITY MARKET - ENTRY MARKET

Issuer	Trading code	Type of share	Number of shares before extension	Number of shares after extension	Extension date
MP BPH	MPLR	common	80,000	800,000	14 Jan 2008 - split 1:10
ALPETOUR	APAG	common	385,831	497,847	14 May 2008
NFD HOLDING	NF2R	common	33,159,997	33,727,196	17 Jun 2008

REDUCED LISTING OF SECURITIES

EQUITY MARKET - STANDARD MARKET

Issuer	Trading code	Type of share	Number of shares before reduction	Number of shares after reduction	Reduction date
TERME ČATEŽ	TCRG	common	597,916	497,022	7 Mar 2008
ACH	ACLG	common	2,886,877	2,735,817	17 Apr 2008

EQUITY MARKET - ENTRY MARKET

Issuer	Trading code	Type of share	Number of shares before reduction	Number of shares after reduction	Reduction date
TOSAMA	TODG	common	295,670	290,000	20 Mar 2008

CLOSED-END FUND MARKET

Issuer	Trading code	Type of share	Number of shares before reduction	Number of shares after reduction	Reduction date
KRONA SENIOR ID	SNOG	common	7,316,086	6,895,504	11 Jun 2008

BOND MARKET

Issuer	Trading code	Issue	Number of bonds before reduction	Number of bonds after reduction	Reduction date
REPUBLIKA SLOVENIJA	RS38	38 th issue	820,216	688,470	3 Mar 2008
REPUBLIKA SLOVENIJA	RS54	54 th issue	3,000,000	1,957,000	3 Mar 2008
REPUBLIKA SLOVENIJA	RS57	57 th issue	6,629,324	6,223,274	3 Mar 2008
REPUBLIKA SLOVENIJA	RS44	44 th issue	296,493	183,396	11 Mar 2008
REPUBLIKA SLOVENIJA	RS50	50 th issue	571,596	531,370	11 Mar 2008
REPUBLIKA SLOVENIJA	RS54	54 th issue	1,957,000	1,828,310	11 Mar 2008
REPUBLIKA SLOVENIJA	RS18	18 th issue	500,000	450,166	11 Apr 2008
REPUBLIKA SLOVENIJA	RS44	44 th issue	183,396	106,483	11 Apr 2008
REPUBLIKA SLOVENIJA	RS48	48 th issue	600,000	564,652	11 Apr 2008
REPUBLIKA SLOVENIJA	RS50	50 th issue	531,370	485,270	11 Apr 2008
REPUBLIKA SLOVENIJA	RS53	53 rd issue	821,939	793,402	11 Apr 2008
REPUBLIKA SLOVENIJA	RS26	26 th issue	500,000	499,765	16 May 2008
REPUBLIKA SLOVENIJA	RS53	53 rd issue	793,402	792,909	16 May 2008

EXPIRED BONDS

Issuer	Trading code	Issue	Last trading day
BANKA CELJE	BCE6A	6 th issue	8 Feb 2007
FACTOR BANKA	FB13	13 th issue	21 Mar 2008
REPUBLIKA SLOVENIJA	RS52	52 nd issue	1 Apr 2008
REPUBLIKA SLOVENIJA	RS58	58 th issue	10 Apr 2008
NOVA LJUBLJANSKA BANKA	NLB12	12 th issue	24 Apr 2008
STANOVANJSKI SKLAD RS	SSR2	2 nd issue	7 May 2008
PROBANKA	PRB6	6 th issue	2 Jun 2008
ABANKA VIPA	AB13	13 th issue	24 Jun 2008
BANKA VIPA	VIP5	5 th issue	15 Jul 2008
POŠTNA BANKA SLOVENIJE	BCE5	5 th issue	31 Jul 2008

CHANGES IN NOMINAL VALUE

ISSUER	Past nominal value	Present nominal value	Number of shares traded	New trading code	Market	Change date
TERME ČATEŽ	6,000 SIT	no-par value	497,022	TCRG (no change)	Standard market	12 Mar 2008
TOSAMA	10,000 SIT	no-par value	290,000	TODG (no change)	Entry market	21 Mar 2008
ACH	1,000 SIT	no-par value	2,735,817	ACLG (no change)	Standard market	16 Apr 2008
MAKSIMA HOLDING	1,000 SIT	no-par value	6,399,850	MAHR (no change)	Entry market	2 Jun 2008
TEKSTINA	1,000 SIT	no-par value	1,127,293	TEAG (no change)	Entry market	11 Jun 2008
INTERTRADE ITA	10,000 SIT	no-par value	69,531	INGR (no change)	Entry market	31 Jun 2008
KOŠAKI TMI	10,000 SIT	no-par value	135,000	SALR (no change)	Entry market	14 Aug 2008
SALUS	1,000 SIT	no-par value	43,236	TKMG (no change)	Standard market	26 Aug 2008
ZVON ENA HOLDING	1,000 SIT	no-par value	12,431,743	ZVHR (no change)	Entry market	28 Aug 2008

F) LIST OF SECURITIES

F1) EQUITY MARKET

PRIME MARKET

	Issuer	Trading code	First trading day	Nominal value of issue listed	Number of shares traded	Isin code	Sector
1	GORENJE, VELENJE	GRVG	10 Nov 2000 ⁽²⁾ June 1998 free market)	no par value	14,030,000	SI 003110407 6	household appliances
2	INTEREUROPA, KOPER	IEKG	12 Jan 1998	no par value	7,902,413	SI 003110009 0	retail trade
3	LUKA KOPER	LKPG	20 Nov 1996	no par value	14,000,000	SI 003110134 6	transport
4	KRKA TOVARNA ZDRAVIL, NOVO MESTO	KRKG	4 Nov 1997	no par value	35,426,120	SI 003110212 0	pharmaceutical & chemical industry
5	MERCATOR, LJUBLJANA	MELR	22 Dec 1997	37,653,610,000 EUR	3,765,361	SI 003110008 2	commerce industry, agriculture
6	PETROL, LJUBLJANA	PETG	5 May 1997	12,517,806,000 EUR	2,086,301	SI 003110215 3	crude-oil and gas trade
7	TELEKOM SLOVENIJE	TLSG	2 Oct 2006	no par value	6,535,478	SI 0031104290	telecommunication

STANDARD MARKET - COMMON SHARES

	Issuer	Trading code	First trading day	Nominal value of issue listed	Number of shares traded	Isin code	Sector
1	AERODROM, LJUBLJANA	AELG	8 Oct 1997	no par value	1,936,229	SI 003110327 6	airport services
2	DELO PRODAJA	DPRG	12 Feb 2001	no par value	593,549	SI 003110707 9	trade
3	ETOL, CELJE	ETOG	21 Feb 1997	no par value	254,619	SI 003110133 8	essential oils and fragrances production
4	ISKRA AVTOELEKTRIKA	IALG	16 Oct 2006	no par value	1,608,313	SI 003110704 6	production of electrical equipment for machinery and vehicles
5	ISTRABENZ, KOPER	ITBG	16 June 1997	no par value	5,180,000	SI 003110207 0	holding companies management
6	KOMPAS MTS	MTSG	8 Dec 2000	no par value	594,601	SI 003110370 6	catering service, border-crossing and tourist services
7	MLINOTEST, AJDOVŠČINA	MAJG	3 Apr 2000	no par value	2,389,177	SI 003110820 0	food processing industry
8	NIKA, BREŽICE	NIKN	23 June 1992	no par value	189,876	SI 003110079 3	financial consultancy and services
9	NOVA KBM	KBMR	10 Dec 2007	no par value	23,357,984	SI 002110405 2	banking
10	PIVOVARNA LASKO	PILR	1 Feb 2000	no par value	8,581,972	SI 003110741 8	brewery
11	POZAVAROVALNICA SAVA	POSR	12 Jun 2008	no par value	9,362,519	SI 002111051 3	reinsurance
12	SALUS, LJUBLJANA	SALR	16 Jan 1992	no par value	134,980	SI 003110568 5	full-line pharmaceutical wholesale
13	SAVA, KRANJ	SAVA	6 Jan 2000	20,069,870,000 EUR	2,006,987	SI 003110845 7	chemicals
14	TERME ČATEŽ	TCRG	26 Aug 1993	no par value	497,022	SI 003110063 7	health resort
15	ŽITO, LJUBLJANA	ZTOG	20 Mar 2000	no par value	355,792	SI 003110844 0	flour, bread, pasta and sweets production

STANDARD MARKET - PREFERRED SHARES

	Issuer	Trading code	First trading day	Nominal value of issue listed	Number of shares traded	Isin code	Sector
1	PROBANKA, MARIBOR	PRBP	30 Mar 1993	no par value	396,295	SI 002120040 5	banking

ENTRY MARKET - COMMON SHARES

	Issuer	Trading code	First trading day	Nominal value of issue listed	Number of shares traded	Isin code	Sector
1	AKTIVA NALOŽBE, LJUBLJANA	ATPG	27 Feb 2004	no par value	16,328,251	SI 002111216 2	holding companies management
2	ALPETOUR POTOVALNA AGENCIJA	APAG	2 Aug 2000	no par value	497,847	SI 003110989 3	passengers transportat
3	ALPOS	APOG	10 Apr 2006	1,449,130,000 EUR	144,913	SI 003111342 4	production of metal goods and equipment
4	CENTER NALOŽBE	IFHR	22 Jul 2004	no par value	3,777,004	SI 002111308 7	holding companies management
5	CETIS, CELJE	CETG	10 Mar 1997	no par value	200,000	SI 003110084 3	paper industry and graphics
6	CINKARNA, CELJE	CICG	6 Mar 1998	no par value	814,626	SI 003110380 5	metallurgic and chemical industry
7	D NALOŽBE	DFNR	31 Mar 2008	no par value	90,810	SI 003111394 5	holding companies management
8	DATALAB	DATR	30 Jun 2008	no par value	106,519	SI 003111451 3	software development
9	ELMO, LJUBLJANA	IELG	22 Feb 2001	no par value	708,000	SI 003111026 3	electrical installations
10	FINETOL	FINR	29 Feb 2008	no par value	254,619	SI 002111396 2	holding companies management
11	GEA TOVARNA OLJA	GSBG	30 June 1996	no par value	1,254,960	SI 003110129 6	oil - producing industry
12	GORENJSKI TISK, KRANJ	GTKG	19 Sep 1996	no par value	963,349	SI 003110119 7	graphics services
13	GORIŠKE OPEKARNE, RENČE	GORG	8 Mar 1999	no par value	523,634	SI 003110499 3	production of different clay brick products
14	GRAND HOTEL UNION	GHUG	5 Jan 2000	no par value	1,814,613	SI 003110865 5	hotel industry
15	HELIOS, DOMŽALE	HDOG	19 Sep 1996	11,694,732 SIT	278,446	SI 003110114 8	intermediary on fuel, mine sector
16	HRAM HOLDING	ST1R	27 Jan 2004	no par value	4,346,667	SI 002111210 5	holding companies management
17	INFOND HOLDING	IFFR	23 Sept 2002	no par value	16,833,414	SI 002111076 0	holding companies management
18	INLES, RIBNICA	IHPG	8 Oct 1999	no par value	712,410	SI 003110745 9	production of furniture
19	INTERTRADE ITA	INRG	20 Oct 1997	2,920,302 EUR	69,531	SI 003110333 4	mechanical engineering representative
20	JADRAN, SEZANA	JASG	23 Sep 1996	no par value	165,302	SI 003110154 4	commerce industry
21	JAVOR, PIVKA	JPIG	13 Nov 2000	no par value	1,194,700	SI 003110910 9	production of plywood, bound and layer wood, fibre and other slabs
22	JELEN, SLOVENSKE KONJICE	JESG	29 Nov 1999	67,798,000 EUR	67,798	SI 003110430 8	restaurant & hotel capacities
23	JUTEKS, ŽALEC	JTKG	2 Nov 1999	no par value	641,432	SI 003110786 3	floor panel production on various linings
24	KD HOLDING	KDHR	5 Feb 2001	no par value	2,675,640	SI 003111046 1	holding companies management
25	KOŠAKI TMI, MARIBOR	TKMG	11 Oct 1999	no par value	43,236	SI 003110424 1	secondary meat industry and production of meat products
26	KRONA HOLDING	KRHR	9 May 2002	no par value	3,295,357	SI 002111124 8	holding companies management

27	KS NALOŽBE	KSFR	24 Dec 2007	no par value	3,909,878	SI 002111385 5	holding companies management
28	LESNINA	MILG	12 Jan 2002	no par value	76,495	SI 003111116 2	wholesale and retail of furniture
29	LIZ INŽENIRING, LJUBLJANA	LIZG	11 Mar 1999	123,846,000 EUR	123,846	SI 003110371 4	consulting and engineering in object construction
30	MARINA, PORTOROŽ	MAPG	19 Sep 1996	627,864,000 EUR	313,932	SI 003110058 7	nautical and hotel industry
31	MAKSIMA HOLDING	MAHR	6 May 2003	no par value	6,399,850	SI 002111151 1	holding companies management
32	MAKSIMA INVEST	MKIR	26 Oct 2004	no par value	7,451,949	SI 002111319 4	holding companies management
33	MEDVEŠEK PUŠNIK, LJUBLJANA	MPLR	12 Dec 1997	no par value	800,000	SI 002110324 5	financial consulting
34	MEDVEŠEK PUŠNIK DZU	MDUR	13 Dec 2007	no par value	75,000	SI 002111160 2	holding companies management
35	MELAMIN, KOČEVJE	MKOG	23 Sep 1996	no par value	349,913	SI 003110130 4	chemical industry
36	MERCATA	MR0R	27 Jul 2004	no par value	2,891,874	SI 002111199 0	holding companies management
37	MESNA INDUSTRIJA PRIMORSKE	MIPG	19 June 2000	no par value	1,978,742	SI 003110969 5	meat processing industry, wholesale and retail trade with provisions
38	MKT PRINT	MKTG	11 Oct 1999	1,039,540,000 EUR	103,954	SI 003110094 2	printing, publishing, retail and wholesale
39	MODRA LINIJA HOLDING	MLHR	20 Nov 2002	no par value	2,192,411	SI 002111058 8	holding companies management
40	M1	MR1R	4 Aug 2004	no par value	3,932,515	SI 002111311 1	holding companies management
41	NAMA, LJUBLJANA	NALN	30 Apr 2004	953,795,000 EUR	953,795	SI 003110269 0	retail trade and renting of business premises
42	NFD HOLDING	NF2R	10 Dec 2003	no par value	33,727,196	SI 002111200 6	holding companies management
43	NIKO, ŽELEZNIKI	NKPG	17 Sep 1999	no par value	35,875	SI 003110717 8	office material, industrial paper-clips, electromagnets and other metal mechanisms production
44	PLAMA PUR	POPG	6 Dec 1999	no par value	686,798	SI 003110822 6	production and refashioning of poliuretanic (plastic) foams
45	KD GROUP	SKDR	21 Dec 2000	no par value	186,436	SI 003111016 4	holding companies management
46	SIVENT	SING	27 Feb 2008	no par value	1,229,712	SI 002111139 6	venture capital investing
47	SLOVENIJALES, LJUBLJANA	SLLG	8 May 1996	no par value	273,377	SI 003110040 5	commerce, engineering, representation
48	TEKSTINA, AJDOVŠČINA	TEAG	12 Feb 1997	no par value	1,127,293	SI 003110221 1	textile industry
49	TERME DOBRNA	ZDDG	5 July 1999	692,542,000 EUR	692,542	SI 003110539 6	medical services, tourist and hotel trade
50	TOSAMA, DOMŽALE	TODG	13 Sep 1996	no par value	290,000	SI 003110136 1	sanitary material production
51	TRDNJAVA HOLDING	TR0R	31 Mar 2004	2,593,123,000 EUR	2,593,123	SI 002111219 6	holding companies management
52	TRDNJAVA I HOLDING	TR1R	31 Mar 2004	891,750,000 EUR	891,750	SI 002111220 4	holding companies management
53	TRIGLAV NALOŽBE	TRSG	7 Apr 2004	no par value	13,182,366	SI 002111223 8	holding companies management
54	TUB SWATY, MARIBOR	TUBG	30 Dec 1997	no par value	288,940	SI 003110344 1	production and trade of knife grinders
55	VELANA, LJUBLJANA	VLJG	23 Dec 2002	1,409,645,000 EUR	1,409,645	SI 003110069 4	non-clothing textile manufacturer
56	VIPA HOLDING	VHDR	5 Nov 2003	no par value	7,347,565	SI 002111131 3	other financial intermediation
57	ZDRAVILIŠČE ROGASKA	RGS	11 Feb 1999	901,581,000 EUR	901,581	SI 003110489 4	health resort
58	ZLATA MONETA II finančna družba	ZM2R	13 Nov 2003	no par value	8,232,861	SI 002111198 2	other financial intermediation
59	ZVON ENA HOLDING	ZVHR	30 Oct 2003	no par value	12,431,743	SI 002111177 6	holding companies management
60	ZVON DVA HOLDING	ZV2R	25 Feb 2004	14,120,934,000 EUR	14,120,934	SI 002111215 4	holding companies management
61	ZELEZARNA RAVNE - MONTER DRAVOGRAD	ZMDG	17 Sep 1999	no par value	336,225	SI 003110696 4	management of investment portfolios of subsidiaries

ENTRY MARKET - PREFERRED SHARES

	Issuer	Trading code	First trading day	Nominal value of issue listed	Number of shares traded	Isin code	Sector
1	KD HOLDING	KDHP	18 July 2001	no par value	266,413	SI 003120050 2	holding companies management
2	PRVA GROUP	PPDG	20 Jul 2005	7,140,000 EUR	170,000	SI 002120064 5	pension insurance
3	ZDRAVILIŠČE ROGASKA	RGP	11 Feb 1999	56,204,000 EUR	28,102	SI 003120028 8	health resort

F) LIST OF SECURITIES

F2) BOND MARKET

CORPORATE BONDS

	Issuer	Trading code	First trading day	Nominal value of issue traded	Coupon interest rate	Maturity	Sector
1	ABANKA VIPA	AB06	25 Nov 2002	13,500,000 EUR	5.9% p.a.	2002-2009	banking
2	ABANKA VIPA	AB07	30 Oct 2003	17,300,000 EUR	5.3% p.a.	2003-2010	banking
3	ABANKA VIPA	AB08	16 Oct 2006	10,000,000 EUR	4.9% p.a.	2003-2011	banking
4	ABANKA VIPA	AB09	16 Oct 2006	10,000,000 EUR	4.7% p.a.	2003-2011	banking
5	ABANKA VIPA	AB10	16 Oct 2006	21,000,000 EUR	4.6% p.a.	2004-2011	banking
6	ABANKA VIPA	AB11	30 Jun 2006	20,865,000 EUR	4.0% p.a.	2005-2010	banking
7	ABANKA VIPA	AB12	30 Jun 2006	20,865,000 EUR	3.8% p.a.	2005-2010	banking
8	ABANKA VIPA	VIP6	6 Mar 2000	2,000,000 EUR	5.5% p.a.	1999-2009	banking
9	ABANKA VIPA	VIP7	19 July 2001	2,000,000 EUR	6.2% p.a.	2001-2010	banking
10	BANKA CELJE	BCE9	16 Oct 2006	20,864,500 EUR	3.8% p.a.	2005-2010	banking
11	BANKA CELJE	BCE7	17 Nov 2003	10,000,000 EUR	5.15% p.a.	2003-2010	banking
12	BANKA CELJE	BCE8	26 Oct 2004	12,500,000 EUR	4.9% p.a.	2004-2011	banking
13	BANKA CELJE	BCE10	12 Sep 2007	37,000,000 EUR	5.0% p.a.	2007-2017	banking
14	BANKA CELJE	BCE11	11 Jul 2008	50,000,000 EUR	6m EURIBOR + 200 b.p.	2008-openend	banking
15	BANKA ZASAVJE	BZ03	27 Jul 2004	5,000,000 EUR	4.5% p.a.	2004-2011	banking
16	CIMOS	CIM1	21 Jul 2005	20,000,000 EUR	5.75% p.a.	2004-2011	automobile industry
17	DARS	DRS1	30 Dec 2004	56,042,047 EUR	5.1% p.a.	2004-2024	performing financial engineering, preparatory, organization and policy making of building, maintenance of road network and management of super highways in Republic of Slovenia
18	DARS	DRS2	8 Nov 2005	61,758,920 EUR	4.5% p.a.	2005-2025	performing financial engineering, preparatory, organization and policy making of building, maintenance of road network and management of super highways in Republic of Slovenia
19	DARS	DRS3	3 Feb 2006	42,563,580 EUR	4,0% p.a.	2005-2020	performing financial engineering, preparatory, organization and policy making of building, maintenance of road network and management of super highways in Republic of Slovenia
20	DELO PRODAJA	DPR1	21 Aug 2008	2,000,000 EUR	6m EURIBOR + 0,6%	2008-2018	trade
21	DEOS	DEO1	28 Sep 2005	5,825,900 EUR	6% p.a.	2004-2014	the construction and maintenance of safe homes
22	DROGA KOLINSKA	DRK1	1 Jul 2008	30,000,000 EUR	5,50% p.a.	2007-2010	
23	FACTOR BANKA	FB14	7 Mar 2007	12,160,000 EUR	4,0% p.a.	2006-2012	banking
24	FACTOR BANKA	FB15	4 May 2007	9,000,000 EUR	6m EURIBOR + 1,05% p.a.	2006-2012	banking
25	FACTOR BANKA	FB16	19 Mar 2008	5,000,000 EUR	5,75% p.a.	2007-openend	banking
26	FACTOR BANKA	FB17	2 Oct 2007	25,000,000 EUR	6m EURIBOR + 60 b.p.	2007-2011	banking
27	FACTOR BANKA	FB19	19 Mar 2008	12,155,000 EUR	6m EURIBOR + 95 b.p.	2007-2010	banking
28	FACTOR BANKA	FB06	23 May 2005	4,196,500 EUR	2 % + 6month EURIBOR	2002-2009	banking
29	FACTOR BANKA	FB08	10 May 2005	6,300,000 EUR	4,8% p.a.	2003-2008	banking
30	FACTOR BANKA	FB09	10 May 2005	5,927,000 EUR	4,8% p.a.	2004-2014	banking
31	FACTOR BANKA	FB11	25 Oct 2005	13,000,000 EUR	1,5% + 6 month EURIBOR	2005-2020	banking
32	FACTOR BANKA	FB12	7 Mar 2006	10,425,000 EUR	3,75% p.a.	2005-2010	banking
33	FACTOR BANKA	FB20	12 Jun 2008	13,090,000 EUR	6m EURIBOR + 160 b.p.	2008-2013	banking
34	FMR	FMR1	5 May 2005	5,000,000 EUR	4,6 % p.a.	2004-2009	holding companies management
35	HOTELI BERNARDIN	HTB1E	28 June 1999	10,225,800 EUR	8,5% p.a.	1999-2009	hotel and restaurant activities
36	KB1909	KBG1	10 Oct 2007	10,000,000 EUR	6m EURIBOR + 125 b.p.	2006-2011	financial services and holding companies management
37	KD HOLDING	KDH1	16 Dec 2005	40,000,000 EUR	5,45% p.a.	2005-2015	holding companies management
38	KD HOLDING	KDH2	7 Apr 2006	40,000,000 EUR	4,85% p.a.	205-2015	holding companies management
39	NOVA KBM	KBM5	26 Oct 2004	25,037,400 EUR	5,3% p.a.	2004-2009	banking
40	NOVA KBM	KBM7	30 Jun 2005	29,210,300 EUR	4,1% p.a.	2004-2011	banking
41	NOVA KBM	KBM8	30 Jun 2005	29,210,300 EUR	3,9% p.a.	2005-2010	banking
42	NOVA LJUBLJANSKA BANKA	NLB14	16 Oct 2006	17,000,000 EUR	5% p.a.	2003-2008	banking
43	NOVA LJUBLJANSKA BANKA	NLB15	16 Oct 2006	54,717,569 EUR	4,8% p.a.	2004-2012	banking
44	NOVA LJUBLJANSKA BANKA	NLB11	18 Jun 2003	26,326,000 EUR	5,1% p.a.	2002-2009	banking
45	NOVA LJUBLJANSKA BANKA	NLB13	14 Nov 2003	48,962,722 EUR	7% p.a.	2003-2013	banking
46	NOVA LJUBLJANSKA BANKA	NLB16	30 Jun 2005	32,363,761 EUR	4,0% p.a.	2004-2009	banking
47	NOVA LJUBLJANSKA BANKA	NLB17	30 Jun 2005	42,435,889 EUR	3,85% p.a.	2005-2011	banking
48	NOVA LJUBLJANSKA BANKA	NLB18	29 Dec 2005	62,593,500 EUR	4,15% p.a.	2005-2015	banking
49	NOVA LJUBLJANSKA BANKA	NLB19	29 Dec 2005	41,729,000 EUR	4,0% p.a.	2005-2016	banking
50	NOVA LJUBLJANSKA BANKA	NLB20	25 Aug 2006	23,827,259 EUR	6m EURIBOR + 30 b.p.	2006-2013	banking
51	NOVA LJUBLJANSKA BANKA	NLB21	27 Dec 2006	29,001,655 EUR	4,0% p.a.	2006-2009	banking
52	NOVA LJUBLJANSKA BANKA	NLB22	11 Jan 2007	29,894,000 EUR	6m EURIBOR + 25 b.p.	2006-2011	banking
53	NOVA LJUBLJANSKA BANKA	NLB23	28 Nov 2007	54,200,000 EUR	3m EURIBOR + 20 b.p.	2007-2012	banking
54	POSLOVNI SISTEM MERCATOR	MEO1	16 Oct 2006	36,540,000 EUR	4,8% p.a.	2004-2011	commerce industry, agriculture
55	POŠTNA BANKA SLOVENIJE	PBS6	16 Oct 2006	4,172,900 EUR	4,4% p.a.	2004-2012	banking
56	POSTNA BANKA SLOVENIJE	PBS7	16 Oct 2006	16,691,600 EUR	4,7% p.a.	2004-2011	banking
57	POTEZA NALOŽBE	PNO1	29 Sep 2004	10,000,000 EUR	5,25% p.a.	2003-2011	enterprise and business counseling
58	PROBANKA	PRB9	16 Apr 2008	25,000,000 EUR	3m EURIBOR +1,5% (2,7 after 10 years)	2007-openend	banking
59	PROBANKA, MARIBOR	PRB7	16 Oct 2006	12,000,000 EUR	5,2% p.a.	2004-2010	banking

60	PROBANKA, MARIBOR	PRB8	16 Mar 2007	9,200,000 EUR	3.9% p.a.	2006-2012	banking
61	SIP, STROJNA INDUSTRIJA	SIPBE	19 June 2000	1,763,985 EUR	6% p.a.	1999-2009	manufacturing farm equipment
62	STANOVANJSKI SKLAD RS	SSR1E	4 Jul 1996	3,628,440 EUR	6% p.a.	1995-2010	national mortgage agency
63	STANOVANJSKI SKLAD RS	SSR3	16 Oct 2006	8,345,800 EUR	TOM + 6.10% p.a.	2001-2011	national mortgage agency

INSURANCE

	Issuer	Trading code	First trading day	Nominal value of issue traded	Coupon interest rate	Maturity	Sector
1	ZAVAROVALNICA TRIGLAV	ZT01	2 Jun 2004	30,000,000 EUR	5.125% p.a.	2003-2013	insurance

MUNICIPAL and GOVERNMENT BONDS

	Issuer	Trading code	First trading day	Nominal value of issue traded	Coupon interest rate	Maturity	Sector
1	REPUBLIC OF SLOVENIA	RS18	15 May 2000	45,016,600 EUR	6% p.a.	2000-2010	government bond
2	REPUBLIC OF SLOVENIA	RS21	18 Nov 2002	46,845,764 EUR	1% p.a. + TOM	2001-2015	government bond
3	REPUBLIC OF SLOVENIA	RS23	20 Feb 2001	40,000,000 EUR	6% p.a.	2001-2011	government bond
4	REPUBLIC OF SLOVENIA	RS26	14 June 2001	49,976,500 EUR	5.375% p.a.	2001-2011	government bond
5	REPUBLIC OF SLOVENIA	RS29	25 Jan 2002	55,000,000 EUR	5.375% p.a.	2002-2012	government bond
6	REPUBLIC OF SLOVENIA	RS32	25 Jan 2002	23,865,500 EUR	5.375% p.a.	2002-2012	government bond
7	REPUBLIC OF SLOVENIA	RS33	9 Apr 2002	127,166,004 EUR	8% p.a.	2002-2022	government bond
8	REPUBLIC OF SLOVENIA	RS38	30 Apr 2002	68,847,000 EUR	5.63% p.a.	2002-2017	government bond
9	REPUBLIC OF SLOVENIA	RS39	18 Nov 2002	107,924,362 EUR	1% p.a. + TOM	2002-2008	government bond
10	REPUBLIC OF SLOVENIA	RS44	29 Nov 2002	4,443,536 EUR	6.65% p.a.	2002-2012	government bond
11	REPUBLIC OF SLOVENIA	RS48	10 Dec 2002	56,465,200 EUR	4.75% p.a.	2002-2012	government bond
12	REPUBLIC OF SLOVENIA	RS49	22 Jan 2003	29,632,020 EUR	4.75% p.a.	2003-2022	government bond
13	REPUBLIC OF SLOVENIA	RS50	11 Mar 2003	48,527,000 EUR	4.50% p.a.	2003-2013	government bond
14	REPUBLIC OF SLOVENIA	RS53	17 Apr 2003	79,290,900 EUR	4.875% p.a.	2003-2018	government bond
15	REPUBLIC OF SLOVENIA	RS54	29 Oct 2003	76,295,376 EUR	5.75% p.a.	2003-2013	government bond
16	REPUBLIC OF SLOVENIA	RS56	24 Feb 2004	202,023,193 EUR	4.875% p.a.	2004-2009	government bond
17	REPUBLIC OF SLOVENIA	RS57	29 Mar 2004	259,697,224 EUR	4.875% p.a.	2004-2014	government bond
18	REPUBLIC OF SLOVENIA	RS59	2 Feb 2005	1,066,332,031 EUR	4% p.a.	2005-2016	government bond
19	REPUBLIC OF SLOVENIA	RS60	14 Apr 2005	368,623,416 EUR	3.5 % p.a.	2005-2010	government bond
20	REPUBLIC OF SLOVENIA	RS61	24 Jan 2006	328,861,569 EUR	3.25 % p.a.	2006-2011	government bond
21	REPUBLIC OF SLOVENIA	RS62	24 Jan 2006	390,540,053 EUR	3.5 % p.a.	2005-2017	government bond
22	REPUBLIC OF SLOVENIA	RS63	11 Feb 2008	1,000,000,000 EUR	4.375 % p.a.	2008-2019	government bond
23	SLOVENSKA ODŠKODNINSKA DRUŽBA	SOS2E	7 Apr 1997	718,667,072 EUR	6 % p.a.	1996-2016	meeting commitments deriving from denationalisation process

TOM (abbreviation for: "temeljna obrestna mera"- base interest rate) - indexation factor, calculated as twelve month average of monthly consumer price index

F3) FUND MARKET

	Open-end fund	Trading code	First trading day	Value of first trade	Number of coupons on first trading day	Isin code	Type
1	MP-BALKAN SI	MPBL	24 Nov 2006	62,36	82,689	SI 002140002 1	mutual fund
2	MP-EUROSTOCK.SI	MPEU	16 Jun 2006	5,47	728,413	SI 002140001 3	mutual fund / ETF
3	PB Biotech Index	PBDBI	23 Jun 2008	0,963	663,529	SI 002140092 2	mutual fund / ETF
4	PB Uranium Index	PBDUI	23 Jun 2008	0,982	806,137	SI 002140093 0	mutual fund / ETF
3	Probanka globalni naložbeni sklad	PBGS	24 Nov 2006	0,710	142,885,835	SI 002140003 9	mutual fund

F4) CLOSED-END FUND MARKET

	Issuer	Trading code	First trading day	Nominal value of shares traded	Number of shares traded	Isin code	Sector
1	MAKSIMA, delniška ID	MAIR	21 May 2003	no par value	7,811,823	SI 002111152 9	investment fund
2	INFOND ID	IFIR	23 Sept 2002	no par value	8,132,314	SI 002111078 6	investment fund
3	INFOND ID 1	IFDR	2 Aug 2004	no par value	4,956,471	SI 002111307 9	investment fund
4	KD ID	KDIR	9 Feb 2001	no par value	9,181,542	SI 002111341 8	investment fund
5	KRONA SENIOR ID	SNOG	8 Dec 1998	no par value	6,895,504	SI 002110590 1	investment fund
6	NFD 1 DELNIŠKI INVESTICIJSKI SKLAD	NF1N	26 Oct 1998	no par value	160,580,300	SI 002110600 8	investment fund
7	ZVON ENA ID	ZVIR	24 Nov 2003	no par value	2,277,577	SI 002111178 4	investment fund