



MONTHLY STATISTICS
LJUBLJANA STOCK EXCHANGE
OCTOBER 2008
Year XIV., No. 10/08

TURNOVER

Market	Turnover (in 000 EUR)	Volume in pieces	Number of trades
Shares	87,763	1,882,225	25,497
Prime Market	69,753	1,065,092	17,445
Standard Market	15,115	516,087	5,479
Entry Market	2,894	301,046	2,573
Bonds	64,115	1,226,064	499
Investment coupons	1,199	853,482	559
Closed-end Funds Shares	4,003	2,504,034	1,913
Short-term securities	0	0	0
Total	157,079	6,465,805	28,468

MARKET SIZE

Market	Market capitalisation (in EURm)	Number of securities	Number of issuers
Shares	10,873	88	86
Prime Market	5,772	7	7
Standard Market	3,173	18	18
Entry Market	1,927	63	61
Bonds	6,459	88	22
Investment coupons	166	7	3
Closed-end Funds Shares	301	4	4
Total	17,799	187	108

**MONTHLY TURNOVER BY MARKETS
IN 000 EUR - SHARES**

	Regulated market		Reported block trades	Off-market trades*
	Normal trades	Block Trades		
oct.07	146,270	4,140	90,802	862,649
nov.07	157,104	18,638		353,871
dec.07	187,975	7,488		881,279
jan.08	176,582	3,766		248,504
feb.08	95,433	4,989		151,846
mar.08	102,237	6,416		276,497
apr.08	121,102	3,630		364,763
may.08	47,608	6,722		150,773
jun.08	42,957	1,651		175,916
jul.08	43,690	7,681		94,723
aug.08	26,774	4,975		170,282
sep.08	71,739	2,931		252,186
oct.08	86,192	1,570		203,768

* appreciation of off-market transactions with listed securities based on volume of off-market transaction (block trades excluded) and their monthly average prices

PRIME MARKET SHARES

	Turnover (in 000 EUR)	Number of trades	Market capitalisation EURm) (in
GORENJE	3,735	1,797	239
INTEREUROPA	579	596	107
KRKA	48,492	10,578	2,295
LUKA KOPER	2,442	1,342	483
MERCATOR	4,419	838	718
PETROL	3,858	1,007	757
TELEKOM SLOVENIJE	6,228	1,287	1,174
TOTAL	69,753	17,445	5,772

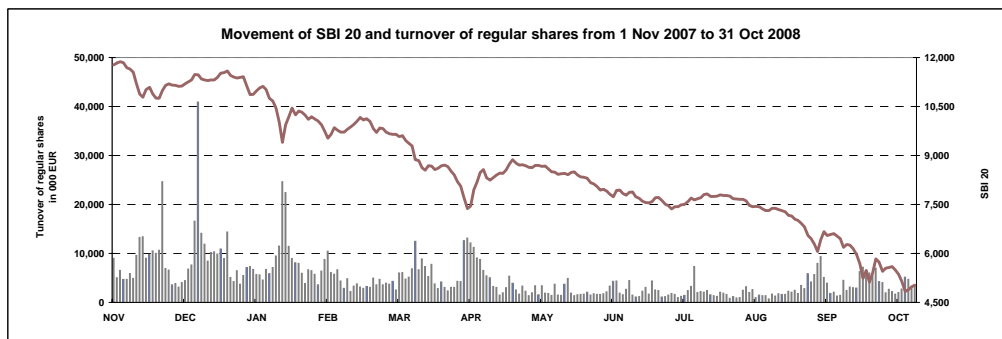
**MONTHLY TURNOVER BY MARKETS
IN 000 EUR - OTHER SECURITIES**

	Regulated market			Reported block trades	Off-market trades*
	Normal trades	Block trades	Market maker segment**		
oct.07	7,970	235	34,349	5,725	103,106
nov.07	16,489	3,244	45,092		158,111
dec.07	20,982	15,833	9,653		62,260
jan.08	13,571	0			42,426
feb.08	12,522	5,971			1,278,971
mar.08	14,031	14,273			438,969
apr.08	15,690	58,765			204,176
may.08	14,464	3,430			103,687
jun.08	11,973	6,291			180,208
jul.08	8,934	404			159,862
aug.08	6,660	1,450			98,979
sep.08	15,303	5,910			182,701
oct.08	18,460	50,857			247,663

* appreciation of off-market transactions with listed securities based on volume of off-market transaction (block and Market Maker Trading Segment trades excluded) and their monthly average prices
** special segment for trading in securities issued by Republic of Slovenia

NOMINAL RETURN

STOCK EXCHANGE INDICES	Nominal return 31 Oct 2008 / 30 Sep 2008	Nominal return 31 Oct 2008 / 31 Dec 2007	Nominal return 31 Oct 2008 / 31 Oct 2007
Slovene Stock Exchange Index (SBI20)	-18.69%	-55.75%	-56.88%
Slovene Blue-Chip Index (SBI TOP)	-16.79%	-54.68%	-55.25%



ISSUER

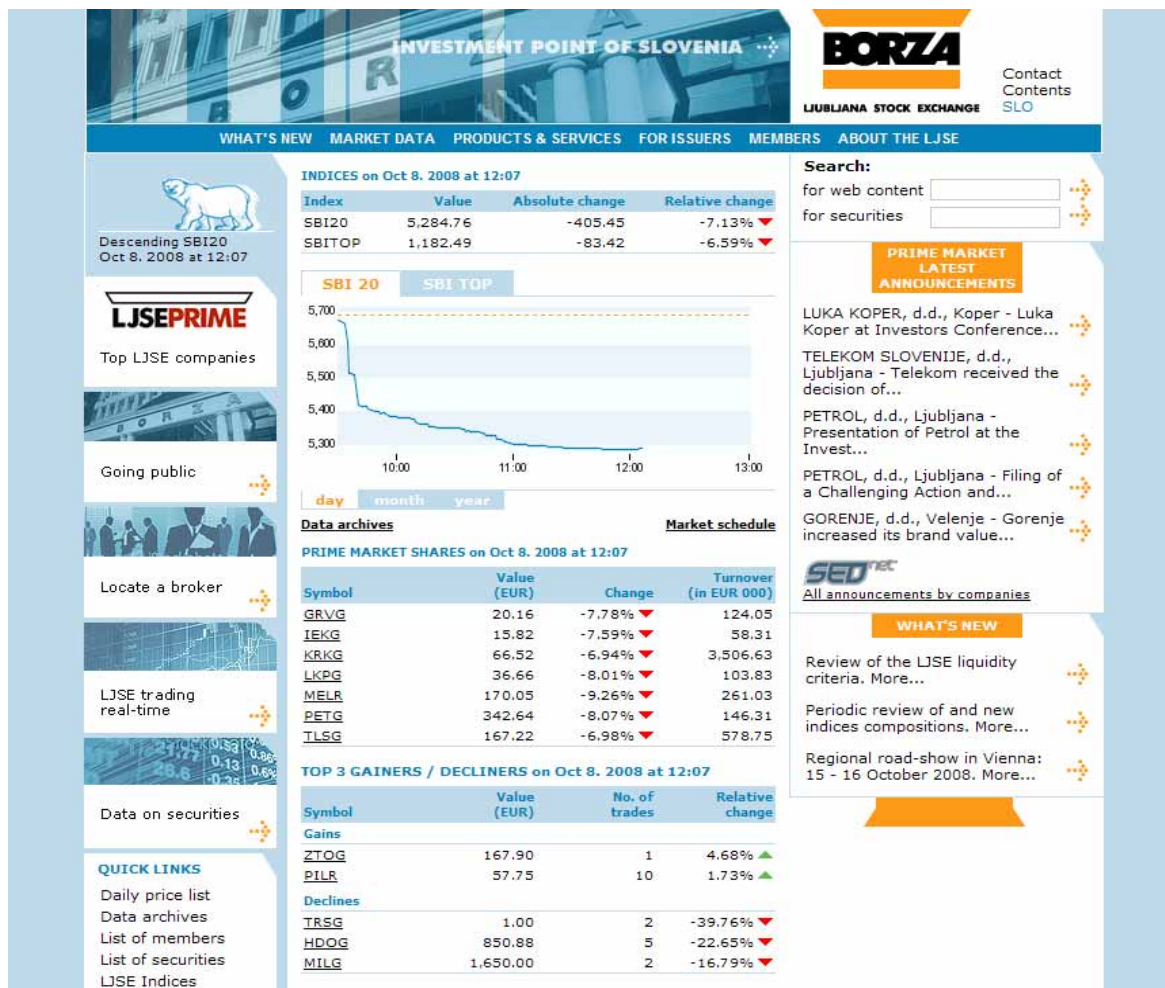
Ljubljana Stock Exchange Inc.
Slovenska 56
1000 Ljubljana

INFORMATION

E-mail:	info@ljse.si
Phone:	+386 1 47-10-211 +386 1 47-10-318
Contact persons:	Nataša Žabkar, Boštjan Šbül

STATISTICS ON WEB:

<http://www.ljse.si/cgi-bin/jve.cgi?doc=1989&sid=oW6SxKEMNaGgXs4b>



INVESTMENT POINT OF SLOVENIA

BORZA LIUBLJANA STOCK EXCHANGE


Contact Contents SLO

WHAT'S NEW MARKET DATA PRODUCTS & SERVICES FOR ISSUERS MEMBERS ABOUT THE LJSE

INDICES on Oct 8, 2008 at 12:07

Index	Value	Absolute change	Relative change
SBI20	5,284.76	-405.45	-7.13% ▼
SBITOP	1,182.49	-83.42	-6.59% ▼

SBI 20 **SBI TOP**



PRIME MARKET SHARES on Oct 8, 2008 at 12:07

Symbol	Value (EUR)	Change	Turnover (in EUR 000)
GRVG	20.16	-7.78% ▼	124.05
IEKG	15.82	-7.59% ▼	58.31
KRKG	66.52	-6.94% ▼	3,506.63
LKPG	36.66	-8.01% ▼	103.83
MELR	170.05	-9.26% ▼	261.03
PETG	342.64	-8.07% ▼	146.31
TLSG	167.22	-6.98% ▼	578.75

TOP 3 GAINERS / DECLINERS on Oct 8, 2008 at 12:07

Symbol	Value (EUR)	No. of trades	Relative change
Gains			
ZTOG	167.90	1	4.68% ▲
PILR	57.75	10	1.73% ▲
Declines			
TRSG	1.00	2	-39.76% ▼
HDQG	850.88	5	-22.65% ▼
MILG	1,650.00	2	-16.79% ▼

Search:
for web content
for securities

PRIME MARKET LATEST ANNOUNCEMENTS

- LUKA KOPER, d.d., Koper - Luka Koper at Investors Conference...
- TELEKOM SLOVENIJE, d.d., Ljubljana - Telekom received the decision of...
- PETROL, d.d., Ljubljana - Presentation of Petrol at the Invest...
- PETROL, d.d., Ljubljana - Filing of a Challenging Action and...
- GORENJE, d.d., Velenje - Gorenje increased its brand value...

WHAT'S NEW

- Review of the LJSE liquidity criteria. More...
- Periodic review of and new indices compositions. More...
- Regional road-show in Vienna: 15 - 16 October 2008. More...

QUICK LINKS

- Daily price list
- Data archives
- List of members
- List of securities
- LJSE Indices

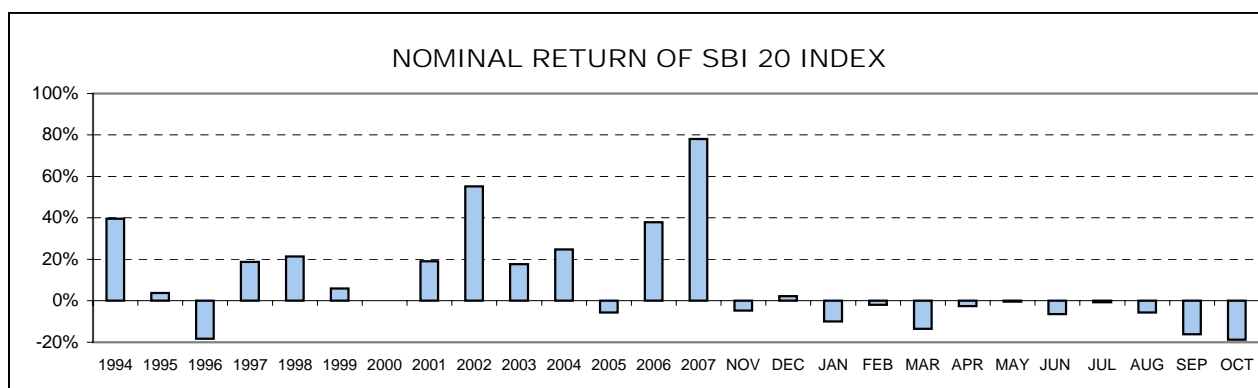
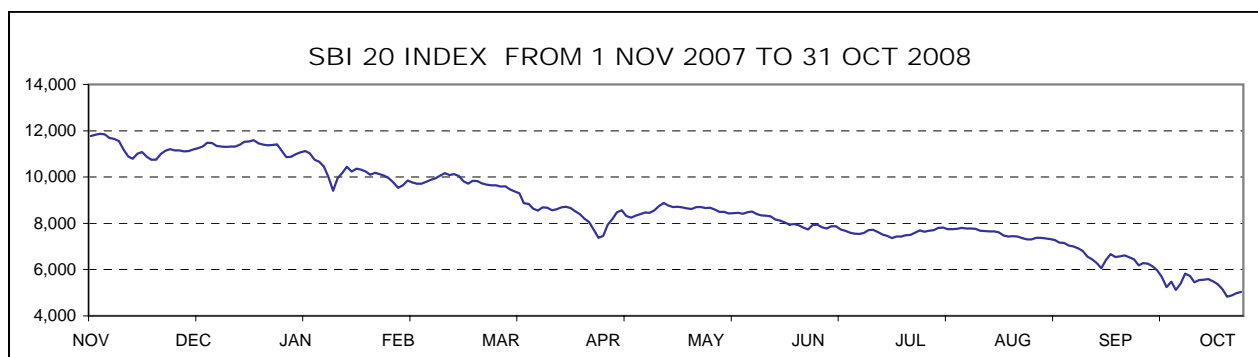
INDEX

	Page
A) STOCK EXCHANGE INDICES	1
A1) Values, yields and movements of Stock Exchange Indices	1
A2) Index compositions	3
B) NUMBER OF ISSUERS, TRADED SECURITIES AND MEMBERS	4
C) TURNOVER	5
C1) Monthly turnover by securities	5
C2) Most traded securities	10
C3) Monthly turnover by LJSE members	11
C4) Monthly turnover in 2007 and 2008	13
D) MARKET CAPITALISATION	16
D1) Market capitalisation of shares	17
D2) Market capitalisation of bonds	20
D3) Market capitalisation of investment funds	24
E) OTHER	25
E1) Indicators (shares on official market)	25
E2) Record values	26
E3) New listed securities and changes	27
F) LIST OF SECURITIES	30
F1) Shares	30
F2) Bonds	33
F3) Funds	35

A) STOCK EXCHANGE INDICES

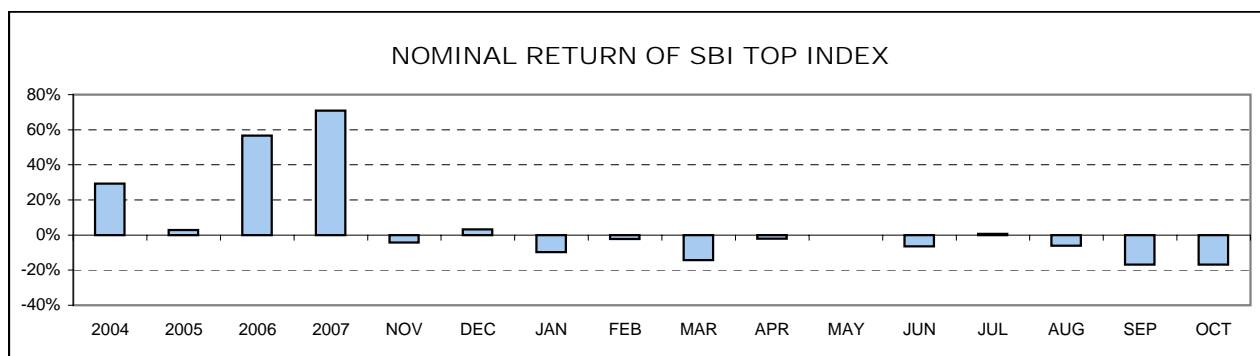
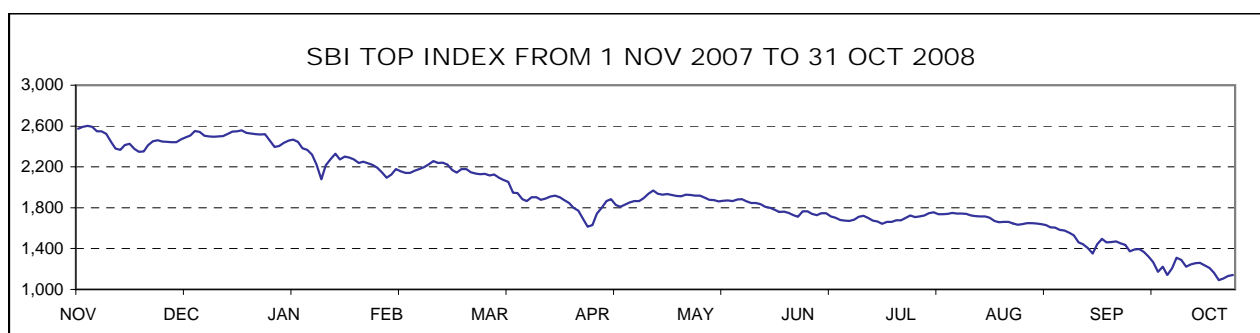
SBI 20 - SLOVENE STOCK EXCHANGE INDEX

Year	Max	Date	Min	Date	Close	Nominal return
1994	1,804.00	10 May 1994	1,015.92	6 Jan 1994	1,396.81	39.68%
1995	1,590.17	9 Nov 1995	1,016.99	13 July 1995	1,448.75	3.72%
1996	1,589.18	13 Mar 1996	891.93	10 Sept 1996	1,183.26	-18.33%
1997	1,655.36	10 Feb 1997	1,052.44	8 Jan 1997	1,404.70	18.71%
1998	2,026.47	10 Aug 1998	1,378.49	6 Jan 1998	1,705.77	21.43%
1999	1,981.87	19 Feb 1999	1,679.48	5 Jan 1999	1,806.26	5.89%
2000	1,903.66	24 Jan 2000	1,584.23	25 May 2000	1,807.94	0.09%
2001	2,159.35	19 Dec 2001	1,700.24	25 Apr 2001	2,151.59	19.01%
2002	3,547.64	8 Nov 2002	2,140.80	3 Jan 2002	3,340.20	55.24%
2003	4,034.53	5 Dec 2003	3,067.67	3 Jul 2003	3,931.64	17.71%
2004	4,935.29	15 Nov 2004	3,922.74	5 Jan 2004	4,904.48	24.74%
2005	5,131.61	1 Feb 2005	4,301.58	28 Sep 2005	4,630.10	-5.59%
2006	6,464.80	18 Dec 2006	4,427.22	29 Mar 2006	6,382.92	37.86%
2007	12,242.01	31 Aug 2007	6,551.52	3 Jan 2007	11,369.58	78.13%
First half-year 2008	11,408.00	4 Jan 2008	7,368.49	15 Apr 2008	7,877.87	-30.71%
2008	Max	Date	Min	Date	Close	Nominal return
January	11,408.00	4 Jan 2008	9,403.36	22 Jan 2008	10,240.11	-9.93%
February	10,184.01	4 Feb 2008	9,528.17	12 Feb 2008	10,040.85	-1.95%
March	9,839.26	5 Mar 2008	8,552.05	27 Mar 2008	8,677.56	-13.58%
April	8,710.31	4 Apr 2008	7,368.49	15 Apr 2008	8,451.55	-2.60%
May	8,875.66	7 May 2008	8,415.07	30 May 2008	8,415.07	-0.43%
June	8,504.40	3 Jun 2008	7,738.73	19 Jun 2008	7,877.87	-6.38%
July	7,822.90	31 Jul 2008	7,358.83	16 Jul 2008	7,822.90	-0.70%
August	7,797.49	6 Aug 2008	7,310.60	27 Aug 2008	7,380.15	-5.66%
September	7,378.75	1 Sep 2008	6,055.74	18 Sep 2008	6,188.15	-16.15%
October	6,275.77	1 Oct 2008	4,829.45	27 Oct 2008	5,031.55	-18.69%



SBI TOP - SLOVENE BLUE-CHIP INDEX

Year	Max	Date	Min	Date	Close	Nominal return
2003	730.49	4 Dec 2003	534.14	8 Jul 2003	707.94	-
2004	946.60	25 Nov 2004	706.53	5 Jan 2004	915.40	29.30%
2005	960.74	8 Dec 2005	817.33	1 Jul 2005	941.02	2.80%
2006	1,506.88	18 Dec 2006	940.16	3 Jan 2006	1,473.33	56.57%
2007	2,674.69	31 Aug 2007	1,501.26	3 Jan 2007	2,518.92	70.97%
First half-year 2008	2,520.56	4 Jan 2008	1,613.99	15 Apr 2008	1,745.75	-30.69%
2008	Max	Date	Min	Date	Close	Nominal return
January	2,520.56	4 Jan 2008	2,079.02	22 Jan 2008	2,273.91	-9.73%
February	2,258.55	26 Feb 2008	2,095.28	12 Feb 2008	2,222.37	-2.27%
March	2,178.27	6 Mar 2008	1,865.64	27 Mar 2008	1,903.59	-14.34%
April	1,917.62	4 Apr 2008	1,613.99	15 Apr 2008	1,865.35	-2.01%
May	1,967.95	7 May 2008	1,862.63	27 May 2008	1,865.69	0.02%
June	1,884.05	3 Jun 2008	1,712.90	19 Jun 2008	1,745.75	-6.43%
July	1,755.94	31 Jul 2008	1,643.08	16 Jul 2008	1,755.94	0.58%
August	1,748.63	6 Aug 2008	1,632.87	27 Aug 2008	1,649.19	-6.08%
September	1,650.15	1 Sep 2008	1,351.67	18 Sep 2008	1,371.97	-16.81%
October	1,396.48	2 Oct 2008	1,089.50	27 Oct 2008	1,141.60	-16.79%



A2) INDEX COMPOSITIONS

COMPOSITION OF SLOVENE STOCK EXCHANGE INDEX - SBI 20 ON 31 OCT 2008

Issuer	Trading code	Adjusted number of shares	Base value in EUR	Adjusted share	Sector	Market capitalisation (free float) of index on 31 Oct 2008	Sector share
KRKA	KRKG	7,065,989	16.25	15.00%	pharmaceuticals	457,805,427	15.77%
PETROL	PETG	1,110,086	120.41	13.48%	oil and gas	402,883,512	13.88%
TELEKOM SLOVENIJE	TLSG	1,806,046	292.70	9.87%	telecommunication	324,311,680	11.17%
SAVA	SAVA	1,027,559	83.57	9.77%	industrial conglomerates	260,321,797	10.94%
MERCATOR	MELR	1,523,837	24.46	8.06%	trade	290,519,524	10.01%
NOVA KBM	KBMR	11,234,861	40.69	6.71%	bank	154,928,733	5.34%
GORENJE	GRVG	9,425,385	10.23	6.61%	household appliances	160,702,814	5.54%
ZAVAROVALNICA TRIGLAV	ZVTG	8,500,880	30.81	6.25%	insurance	203,766,094	10.86%
LUKA KOPER	LKPG	4,138,622	12.50	5.38%	transport	142,741,073	8.60%
PIVOVARNA LAŠKO	PILR	2,688,231	27.19	4.94%	food and beverages	142,207,420	4.90%
POZAVAROVALNICA SAVA	POSR	6,553,763	27.50	4.30%	insurance	111,479,509	
HELIOS	HDOG	115,888	795.68	3.01%	chemical products	86,846,467	2.99%
INTEREUROPA	IEKG	4,348,011	21.69	2.47%	transport	58,611,188	
ISTRABENZ	ITBG	1,181,014	14.61	2.16%	industrial conglomerates	57,302,799	
AERODROM LJUBLJANA	AELG	1,081,836	47.93	2.01%	transport	48,141,702	
Market capitalisation of index						2,902,569,740	
Share of market capitalisation of shares in index							26.69%

COMPOSITION OF SLOVENE BLUE-CHIP INDEX - SBI TOP ON 31 OCT 2008

Issuer	Trading code	Adjusted number of shares	Base value in EUR	Adjusted share	Sector	Market capitalisation (free float) of index on 31 Oct 2008	Sector share
KRKA	KRKG	14,345,399	16.25	30.00%	pharmaceuticals	929,438,401	30.86%
PETROL	PETG	1,110,086	120.41	13.28%	oil and gas	402,883,512	13.38%
TELEKOM SLOVENIJE	TLSG	1,806,046	292.70	9.72%	telecommunication	324,311,680	10.77%
SAVA	SAVA	1,027,559	238.29	9.62%	industrial conglomerates	260,321,797	8.64%
MERCATOR	MELR	1,523,837	24.46	7.94%	trade	290,519,524	9.65%
NOVA KBM	KBMR	11,234,861	40.69	6.61%	bank	154,928,733	5.14%
GORENJE	GRVG	9,425,385	10.23	6.51%	household appliances	160,702,814	5.34%
ZAVAROVALNICA TRIGLAV	ZVTG	8,500,880	30.81	6.15%	insurance	203,766,094	6.77%
LUKA KOPER	LKPG	4,138,622	61.67	5.30%	transport	142,741,073	4.74%
PIVOVARNA LAŠKO	PILR	2,688,231	27.19	4.86%	food and beverages	142,207,420	4.72%
Market capitalisation of index						3,011,821,048	
Share of market capitalisation of shares in index							27.70%

B) NUMBER OF ISSUERS, TRADED SECURITIES AND MEMBERS

	31 Oct 2007	31 Dec 2007	30 Sep 2008	31 Oct 2008
NUMBER OF ISSUERS	116	112	108	108
Equity market - prime market	8	8	7	7
Equity market - standard market	17	17	17	18
Equity market - entry market	65	62	61	61
Bond market	20	20	22	22
Fund market	2	2	2	3
Closed-edn fund market	7	7	5	4
Short-term securities	1	1	1	1
	31 Oct 2007	31 Dec 2007	30 Sep 2008	31 Oct 2008
NUMBER OF SECURITIES	194	188	189	187
Equity market - prime market	8	8	7	7
Equity market - standard market	17	17	16	18
Equity market - entry market	67	64	64	63
Bond market	90	89	87	88
Fund market	3	3	5	7
Closed-edn fund market	7	7	7	4
Short-term securities	4	3	2	2
	31 Oct 2007	31 Dec 2007	30 Sep 2008	31 Oct 2008
NUMBER OF MEMBERS	24	24	23	23

C1) TURNOVER BY SECURITIES IN OCTOBER 2008

EQUITY MARKET - PRIME MARKET

Issue	Stock trades (in EUR)	Stock trades (in USD)	Normal trades (in EUR)	Block trades (in EUR)	Share in total turnover	Share in turnover of shares	Volume in pieces	Number of bargains
Total	69,753,204	93,477,671	69,063,154	690,050	44.41%	79.48%	1,065,092	17,445
1 KRKA	48,491,621	64,990,937	48,491,621	0	30.87%	55.25%	710,345	10,578
2 TELEKOM SLOVENIJE	6,228,175	8,349,749	6,228,175	0	3.96%	7.10%	34,101	1,287
3 MERCATOR	4,418,818	5,890,648	3,728,768	690,050	2.81%	5.03%	24,077	838
4 PETROL	3,857,618	5,152,163	3,857,618	0	2.46%	4.40%	10,211	1,007
5 GORENJE	3,735,410	5,034,979	3,735,410	0	2.38%	4.26%	187,596	1,797
6 LUKA KOPER	2,442,483	3,285,191	2,442,483	0	1.55%	2.78%	62,463	1,342
7 INTEREUROPA	579,080	774,004	579,080	0	0.37%	0.66%	36,299	596

EQUITY MARKET - STANDARD MARKET

Issue	Stock trades (in EUR)	Stock trades (in USD)	Normal trades (in EUR)	Block trades (in EUR)	Share in total turnover	Share in turnover of shares	Volume in pieces	Number of bargains
Total	15,115,415	20,282,569	14,235,065	880,350	9.62%	17.22%	516,087	5,479
Common shares	15,113,950	20,280,524	14,233,600	880,350	9.62%	17.22%	516,047	5,474
1 NOVA KREDITNA BANKA MARIBOR	3,693,538	4,962,183	3,383,938	309,600	2.35%	4.21%	221,286	1,737
2 ZAVAROVALNICA TRIGLAV	2,534,462	3,421,603	2,404,262	130,200	1.61%	2.89%	83,267	755
3 POZAVAROVALNICA SAVA	2,516,020	3,390,238	2,516,020	0	1.60%	2.87%	132,132	625
4 SAVA	2,332,023	3,134,399	1,891,473	440,550	1.48%	2.66%	8,602	445
5 AERODROM LJUBLJANA	1,429,006	1,925,164	1,429,006	0	0.91%	1.63%	27,543	823
6 ISTRABENZ	895,461	1,181,534	895,461	0	0.57%	1.02%	17,727	476
7 PIVOVARNA LAŠKO	888,265	1,185,446	888,265	0	0.57%	1.01%	16,014	378
8 ETOL	183,902	236,459	183,902	0	0.12%	0.21%	1,060	32
9 ŽITO	153,924	202,197	153,924	0	0.10%	0.18%	939	57
10 ABANKA	146,155	184,124	146,155	0	0.09%	0.17%	3,103	48
11 TERME ČATEŽ	133,408	171,874	133,408	0	0.08%	0.15%	519	46
12 ISKRA AVTOELEKTRIKA	123,387	169,156	123,387	0	0.08%	0.14%	3,045	27
13 SALUS, LJUBLJANA	65,326	89,437	65,326	0	0.04%	0.07%	116	19
14 DELO PRODAJA	18,676	26,148	18,676	0	0.01%	0.02%	667	5
15 NIKA	398	560	398	0	0.00%	0.00%	27	1
16 MLINOTEST	0	0	0	0	0.00%	0.00%	0	0
17 KOMPAS MTS	0	0	0	0	0.00%	0.00%	0	0
Preferred shares	1,464	2,045	1,464	0	0.00%	0.00%	40	5
1 PROBANKA	1,464	2,045	1,464	0	0.00%	0.00%	40	5

EQUITY MARKET - ENTRY MARKET

Issue	Stock trades (in EUR)	Stock trades (in USD)	Normal trades (in EUR)	Block trades (in EUR)	Share in total turnover	Share in turnover of shares	Volume in pieces	Number of bargains
Total	2,893,899	3,847,911	2,893,899	0	1.84%	3.30%	301,046	2,573
Common shares	2,880,404	3,829,759	2,880,404	0	1.83%	3.28%	300,577	2,506
1 HELIOS, DOMŽALE	829,158	1,089,622	829,158	0	0.53%	0.94%	948	81
2 AKTIVA NALOŽBE	524,300	697,876	524,300	0	0.33%	0.60%	82,062	588
3 KD GROUP	309,134	409,469	309,134	0	0.20%	0.35%	5,068	210
4 NFD HOLDING	160,914	213,377	160,914	0	0.10%	0.18%	31,052	190
5 ZVON ENA HOLDING	142,788	193,138	142,788	0	0.09%	0.16%	17,793	155
6 ZVON DVA HOLDING	119,780	160,568	119,780	0	0.08%	0.14%	46,856	160
7 FINETOL	79,385	106,242	79,385	0	0.05%	0.09%	338	10
8 KD	71,814	96,530	71,814	0	0.05%	0.08%	101	11
9 CENTER NALOŽBE	68,725	91,073	68,725	0	0.04%	0.08%	10,072	180
10 KS NALOŽBE	65,539	88,980	65,539	0	0.04%	0.07%	25,464	207
11 INFOND HOLDING	60,120	79,732	60,120	0	0.04%	0.07%	13,416	168
12 MAKSIMA HOLDING	58,712	79,378	58,712	0	0.04%	0.07%	9,829	70
13 MAKSIMA INVEST	58,337	76,057	58,337	0	0.04%	0.07%	11,098	82
14 JUTEKS	57,540	76,960	57,540	0	0.04%	0.07%	867	37
15 ZLATA MONETA II	52,114	70,776	52,114	0	0.03%	0.06%	16,245	46
16 LESNINA	38,450	52,759	38,450	0	0.02%	0.04%	23	4
17 MEDVEŠEK PUŠNIK	31,748	43,193	31,748	0	0.02%	0.04%	1,490	13
18 ALPETOUR POTOVALNA AGENCIJA	21,688	29,359	21,688	0	0.01%	0.02%	1,480	7
19 MERCATA	19,847	26,765	19,847	0	0.01%	0.02%	4,419	23
20 VIPA HOLDING	17,486	23,647	17,486	0	0.01%	0.02%	4,060	37
21 GEA	11,473	15,640	11,473	0	0.01%	0.01%	1,639	9
22 NIKO	10,074	13,037	10,074	0	0.01%	0.01%	31	7
23 MARINA PORTOROŽ	9,715	13,291	9,715	0	0.01%	0.01%	111	3
24 HRAM HOLDING	7,945	10,583	7,945	0	0.01%	0.01%	2,889	14
25 M1	5,955	8,010	5,955	0	0.00%	0.01%	2,247	19
26 KRONA HOLDING	5,910	8,058	5,910	0	0.00%	0.01%	2,812	15
27 DATALAB TEHNOLOGIJE	5,458	7,290	5,458	0	0.00%	0.01%	69	8
28 TRIGLAV NALOŽBE	5,046	6,841	5,046	0	0.00%	0.01%	3,582	54
29 TOSAMA	4,725	6,034	4,725	0	0.00%	0.01%	63	3
30 MODRA LINIJA HOLDING	4,405	5,879	4,405	0	0.00%	0.01%	603	15
31 KOŠAKI TMI	3,902	5,422	3,902	0	0.00%	0.00%	63	2
32 MELAMIN	3,569	4,866	3,569	0	0.00%	0.00%	135	1
33 INLES	3,398	4,267	3,398	0	0.00%	0.00%	1,099	4
34 SLOVENJALEŠ	2,957	3,950	2,957	0	0.00%	0.00%	109	7
35 TRDNJAVA HOLDING	1,914	2,579	1,914	0	0.00%	0.00%	1,022	11
36 VELANA	1,174	1,594	1,174	0	0.00%	0.00%	282	7
37 SIVENT	989	1,300	989	0	0.00%	0.00%	428	15
38 GRAND HOTEL UNION	967	1,267	967	0	0.00%	0.00%	72	7
39 JADRAN	960	1,304	960	0	0.00%	0.00%	50	1
40 CINKARNA CELJE	779	1,067	779	0	0.00%	0.00%	7	2
41 ZDRAVILIŠČE ROGAŠKA	687	887	687	0	0.00%	0.00%	414	9
42 MIP	424	562	424	0	0.00%	0.00%	112	6
43 TERME DOBRNA	203	281	203	0	0.00%	0.00%	29	4
44 PLAMA - PUR	160	200	160	0	0.00%	0.00%	10	2
45 D NALOŽBE	37	51	37	0	0.00%	0.00%	18	2
46 ALPOS	0	0	0	0	0.00%	0.00%	0	0
47 CETIS	0	0	0	0	0.00%	0.00%	0	0
48 GORIŠKE OPEKARNE	0	0	0	0	0.00%	0.00%	0	0
49 GORENJSKI TISK	0	0	0	0	0.00%	0.00%	0	0
50 ELMO	0	0	0	0	0.00%	0.00%	0	0
51 INTERTRADE ITA	0	0	0	0	0.00%	0.00%	0	0
52 JELEN GOSTINSKO PODJETJE	0	0	0	0	0.00%	0.00%	0	0
53 JAVOR PIVKA	0	0	0	0	0.00%	0.00%	0	0
54 MEDVEŠEK PUŠNIK DZU	0	0	0	0	0.00%	0.00%	0	0
55 MKT PRINT	0	0	0	0	0.00%	0.00%	0	0
56 NAMA	0	0	0	0	0.00%	0.00%	0	0
57 TEKSTINA	0	0	0	0	0.00%	0.00%	0	0
58 TRDNJAVA I HOLDING	0	0	0	0	0.00%	0.00%	0	0
59 SWATY	0	0	0	0	0.00%	0.00%	0	0
60 ŽELEZARNA RAVNE - MONTER DRAVOGRAD	0	0	0	0	0.00%	0.00%	0	0
Preferred shares	13,496	18,153	13,496	0	0.01%	0.02%	469	67
1 KD GROUP	13,496	18,153	13,496	0	0.01%	0.02%	469	67
2 PRVA GROUP	0	0	0	0	0.00%	0.00%	0	0
3 ZDRAVILIŠČE ROGAŠKA	0	0	0	0	0.00%	0.00%	0	0

BOND MARKET

Issue	Stock trades (in EUR)	Stock trades (in USD)	Normal trades (in EUR)	Block trades (in EUR)	Share in total turnover	Share in turnover of bonds	Volume in pieces	Number of bargains
Total	64,114,981	86,317,161	13,258,247	50,856,734	40.82%	100.00%	1,226,064	499
1 REPUBLIKA SLOVENIJA 56 th ISSUE	30,149,072	40,999,780	675,278	29,473,795	19.19%	47.02%	721,175	14
2 SLOVENSKA ODŠKODNINSKA DRUŽBA 2 nd ISSUE	8,812,680	11,889,326	7,283,176	1,529,504	5.61%	13.75%	207,021	362
3 NLB 16 th ISSUE	6,106,622	8,395,851	977,961	5,128,661	3.89%	9.52%	15,000	7
4 REPUBLIKA SLOVENIJA 63 rd ISSUE	5,958,000	8,137,250	0	5,958,000	3.79%	9.29%	6,000	2
5 REPUBLIKA SLOVENIJA 57 th ISSUE	4,362,594	5,545,444	1,314,718	3,047,876	2.78%	6.80%	101,371	10
6 REPUBLIKA SLOVENIJA 59 th ISSUE	3,568,145	4,474,302	157,469	3,410,676	2.27%	5.57%	87,930	4
7 REPUBLIKA SLOVENIJA 38 th ISSUE	871,798	1,226,632	871,798	0	0.56%	1.36%	8,312	6
8 ABANKA VIPA 12 th ISSUE	799,633	1,054,066	2,590	797,043	0.51%	1.25%	20,065	3
9 BANKA CELJE 10 th ISSUE	730,868	946,115	730,868	0	0.47%	1.14%	8,240	4
10 NLB 11 th ISSUE	721,240	974,179	0	721,240	0.46%	1.12%	730	1
11 ABANKA VIPA 10 th ISSUE	617,199	773,103	19,020	598,179	0.39%	0.96%	649	2
12 DELO PRODAJA 1 st ISSUE	317,995	437,734	317,995	0	0.20%	0.50%	31,268	8
13 REPUBLIKA SLOVENIJA 54 th ISSUE	288,767	380,824	288,767	0	0.18%	0.45%	6,533	7
14 REPUBLIKA SLOVENIJA 48 th ISSUE	199,853	268,128	8,093	191,760	0.13%	0.31%	1,963	3
15 REPUBLIKA SLOVENIJA 53 rd ISSUE	190,491	254,676	190,491	0	0.12%	0.30%	1,898	12
16 REPUBLIKA SLOVENIJA 21 st ISSUE	153,269	198,769	153,269	0	0.10%	0.24%	5,498	19
17 REPUBLIKA SLOVENIJA 50 th ISSUE	102,796	137,792	102,796	0	0.07%	0.16%	1,019	3
18 REPUBLIKA SLOVENIJA 29 th ISSUE	65,757	92,223	65,757	0	0.04%	0.10%	649	6
19 POSLOVNI SISTEM MERCATOR	19,950	25,556	19,950	0	0.01%	0.03%	210	1
20 PROBANKA 9 th ZDAJA	19,400	24,751	19,400	0	0.01%	0.03%	194	2
21 FACTOR BANKA 20 th ISSUE	14,000	19,137	14,000	0	0.01%	0.02%	14	3
22 REPUBLIKA SLOVENIJA 26 th ISSUE	12,571	17,143	12,571	0	0.01%	0.02%	122	3
23 REPUBLIKA SLOVENIJA 32 nd ISSUE	10,950	15,081	10,950	0	0.01%	0.02%	109	4
24 NLB 17 th ISSUE	9,355	12,818	9,355	0	0.01%	0.01%	23	3
25 FACTOR BANKA 21 st ISSUE	7,000	9,626	7,000	0	0.00%	0.01%	7	2
26 REPUBLIKA SLOVENIJA 61 st ISSUE	1,922	2,619	1,922	0	0.00%	0.00%	47	2
27 REPUBLIKA SLOVENIJA 49 th ISSUE	1,497	2,108	1,497	0	0.00%	0.00%	4	2
28 REPUBLIKA SLOVENIJA 18 th ISSUE	603	831	603	0	0.00%	0.00%	6	2
29 HOTELI BERNARDIN	505	686	505	0	0.00%	0.00%	6	1
30 NLB 13 th ISSUE	449	609	449	0	0.00%	0.00%	1	1
31 ABANKA 6 th ISSUE	0	0	0	0	0.00%	0.00%	0	0
32 ABANKA VIPA 7 th ISSUE	0	0	0	0	0.00%	0.00%	0	0
33 ABANKA VIPA 8 th ISSUE	0	0	0	0	0.00%	0.00%	0	0
34 ABANKA VIPA 9 th ISSUE	0	0	0	0	0.00%	0.00%	0	0
35 ABANKA VIPA 1 st ISSUE	0	0	0	0	0.00%	0.00%	0	0
36 BANKA CELJE 11 th ISSUE	0	0	0	0	0.00%	0.00%	0	0
37 BANKA CELJE 7 th ISSUE	0	0	0	0	0.00%	0.00%	0	0
38 BANKA CELJE 8 th ISSUE	0	0	0	0	0.00%	0.00%	0	0
39 BANKA CELJE 9 th ISSUE	0	0	0	0	0.00%	0.00%	0	0
40 BANKA DOMŽALE 1 st ISSUE	0	0	0	0	0.00%	0.00%	0	0
41 BANKA ZASAVJE 3 rd ISSUE	0	0	0	0	0.00%	0.00%	0	0
42 CIMOS 1 st ISSUE	0	0	0	0	0.00%	0.00%	0	0
43 DEOS 1 st ISSUE	0	0	0	0	0.00%	0.00%	0	0
44 DROGA KOLINSKA 1 st ISSUE	0	0	0	0	0.00%	0.00%	0	0
45 DARS	0	0	0	0	0.00%	0.00%	0	0
46 DARS 2 nd ISSUE	0	0	0	0	0.00%	0.00%	0	0
47 DARS 3 rd ISSUE	0	0	0	0	0.00%	0.00%	0	0
48 FACTOR BANKA 6 th ISSUE	0	0	0	0	0.00%	0.00%	0	0
49 FACTOR BANKA 8 th ISSUE	0	0	0	0	0.00%	0.00%	0	0
50 FACTOR BANKA 9 th ISSUE	0	0	0	0	0.00%	0.00%	0	0
51 FACTOR BANKA 11 th ISSUE	0	0	0	0	0.00%	0.00%	0	0
52 FACTOR BANKA 12 th ISSUE	0	0	0	0	0.00%	0.00%	0	0
53 FACTOR BANKA 14 th ISSUE	0	0	0	0	0.00%	0.00%	0	0
54 FACTOR BANKA 15 th ISSUE	0	0	0	0	0.00%	0.00%	0	0
55 FACTOR BANKA 16 th ISSUE	0	0	0	0	0.00%	0.00%	0	0
56 FACTOR BANKA 17 th ISSUE	0	0	0	0	0.00%	0.00%	0	0
57 FACTOR BANKA 19 th ISSUE	0	0	0	0	0.00%	0.00%	0	0
58 FMR	0	0	0	0	0.00%	0.00%	0	0
59 KB1909 1 st ISSUE	0	0	0	0	0.00%	0.00%	0	0
60 NOVA KBM 5 th ISSUE	0	0	0	0	0.00%	0.00%	0	0
61 NOVA KBM 7 th ISSUE	0	0	0	0	0.00%	0.00%	0	0
62 NOVA KBM 8 th ISSUE	0	0	0	0	0.00%	0.00%	0	0
63 KD HOLDING 1 st ISSUE	0	0	0	0	0.00%	0.00%	0	0
64 KD HOLDING 2 nd ISSUE	0	0	0	0	0.00%	0.00%	0	0
65 NLB 14 th ISSUE	0	0	0	0	0.00%	0.00%	0	0
66 NLB 15 th ISSUE	0	0	0	0	0.00%	0.00%	0	0
67 NLB 18 th ISSUE	0	0	0	0	0.00%	0.00%	0	0
68 NLB 19 th ISSUE	0	0	0	0	0.00%	0.00%	0	0
69 NLB 20 th ISSUE	0	0	0	0	0.00%	0.00%	0	0
70 NLB 21 st ISSUE	0	0	0	0	0.00%	0.00%	0	0
71 NLB 22 nd ISSUE	0	0	0	0	0.00%	0.00%	0	0
72 NLB 23 rd ISSUE	0	0	0	0	0.00%	0.00%	0	0
73 NLB 24 th ISSUE	0	0	0	0	0.00%	0.00%	0	0
74 POŠTNA BANKA SLOVENIJE 6 th ISSUE	0	0	0	0	0.00%	0.00%	0	0
75 POŠTNA BANKA SLOVENIJE 7 th ISSUE	0	0	0	0	0.00%	0.00%	0	0

76	POTEZA NALOŽBE	0	0	0	0	0.00%	0.00%	0	0
77	PROBANKA 7 th ISSUE	0	0	0	0	0.00%	0.00%	0	0
78	PROBANKA 8 th ISSUE	0	0	0	0	0.00%	0.00%	0	0
79	REPUBLIKA SLOVENIJA 23 rd ISSUE	0	0	0	0	0.00%	0.00%	0	0
80	REPUBLIKA SLOVENIJA 33 rd ISSUE	0	0	0	0	0.00%	0.00%	0	0
81	REPUBLIKA SLOVENIJA 44 th ISSUE	0	0	0	0	0.00%	0.00%	0	0
82	REPUBLIKA SLOVENIJA 60 th ISSUE	0	0	0	0	0.00%	0.00%	0	0
83	REPUBLIKA SLOVENIJA 62 nd ISSUE	0	0	0	0	0.00%	0.00%	0	0
84	SIP STROJNA INDUSTRIJA 1 st ISSUE B SERIES	0	0	0	0	0.00%	0.00%	0	0
85	STANOVANJSKI SKLAD RS 1 st ISSUE	0	0	0	0	0.00%	0.00%	0	0
86	STANOVANJSKI SKLAD RS 3 rd ISSUE	0	0	0	0	0.00%	0.00%	0	0
87	BANKA VIPA 6 th ISSUE	0	0	0	0	0.00%	0.00%	0	0
88	BANKA VIPA 7 th ISSUE	0	0	0	0	0.00%	0.00%	0	0
89	ZAVAROVALNICA TRIGLAV 1 st ISSUE	0	0	0	0	0.00%	0.00%	0	0

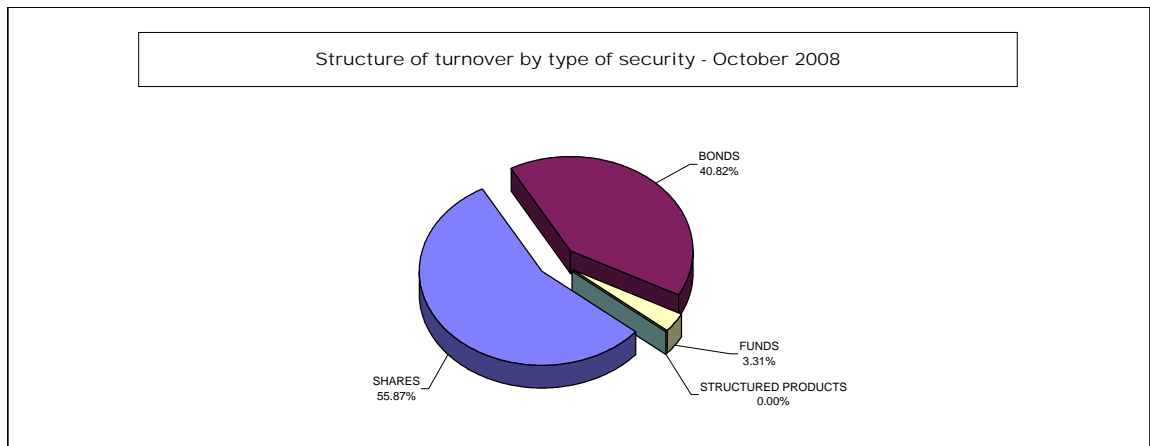
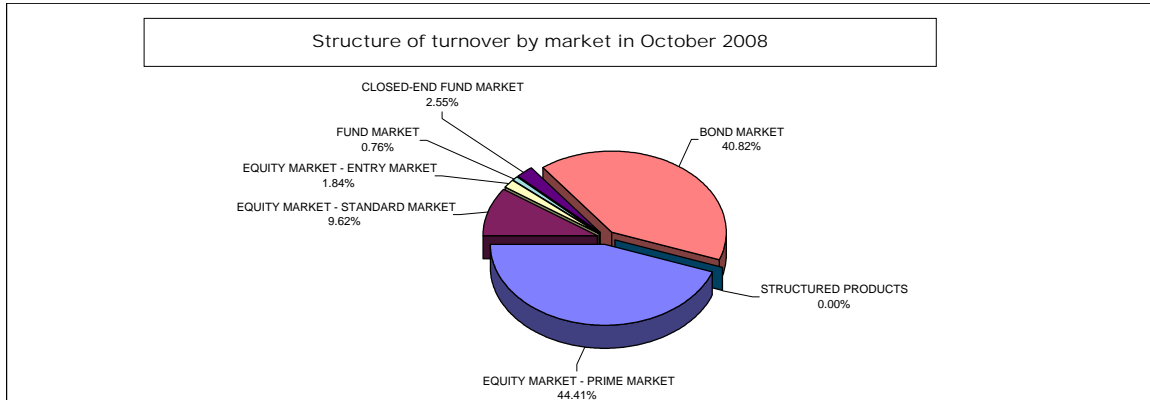
FUND MARKET

Issue	Stock trades (in EUR)	Stock trades (in USD)	Normal trades (in EUR)	Block trades (in EUR)	Share in total turnover	Share in turnover of funds	Volume in pieces	Number of bargains
Total	1,199,088	1,584,514	1,199,088	0	0.76%	23.05%	853,482	559
1 PROBANKA GLOBALNI NALOŽBENI SKLAD	445,114	593,733	445,114	0	0.28%	8.56%	696,501	180
2 INFOND DYNAMIC	275,009	350,988	275,009	0	0.18%	5.29%	74,982	79
3 MP-BALKAN.SI	224,294	305,503	224,294	0	0.14%	4.31%	7,186	142
4 INFOND GLOBAL	220,694	287,831	220,694	0	0.14%	4.24%	24,501	102
5 INDEKSNI VZAJEMNI SKLAD PB BIOTECH INDEX	17,748	24,358	17,748	0	0.01%	0.34%	17,361	17
6 INDEKSNI VZAJEMNI SKLAD PB URANIUM INDEX	14,471	19,687	14,471	0	0.01%	0.28%	32,549	35
7 MP-EUROSTOCK.SI	1,756	2,415	1,756	0	0.00%	0.03%	402	4

CLOSED-END FUND MARKET

Issue	Stock trades (in EUR)	Stock trades (in USD)	Normal trades (in EUR)	Block trades (in EUR)	Share in total turnover	Share in turnover of funds	Volume in pieces	Number of bargains
Total	4,002,759	5,378,761	4,002,759	0	2.55%	76.95%	2,504,034	1,913
1 NFD 1 DELNIŠKI INVESTICIJSKI SKLAD	2,989,551	4,024,997	2,989,551	0	1.90%	57.47%	2,348,423	925
2 KD ID	504,265	672,016	504,265	0	0.32%	9.69%	87,640	570
3 KRONA SENIOR ID	339,420	452,629	339,420	0	0.22%	6.52%	51,130	245
4 ZVON ENA ID	166,925	225,501	166,925	0	0.11%	3.21%	16,358	154
5 INFOND ID 1	2,597	3,617	2,597	0	0.00%	0.05%	483	19

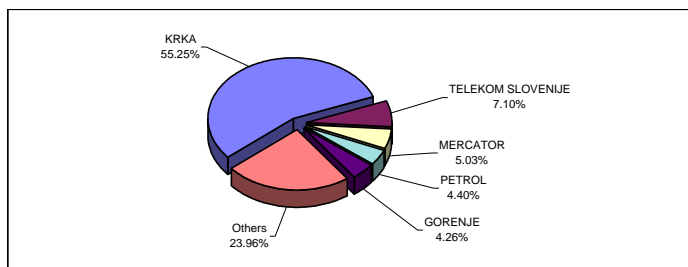
Shares total	87,762,518	117,608,151	86,192,118	1,570,400	55.87%	100.00%	1,882,225	25,497
Funds total	5,201,847	6,963,274	5,201,847	0	3.31%	100.00%	3,357,516	2,472
Bonds total	64,114,981	86,317,161	13,258,247	50,856,734	40.82%	100.00%	1,226,064	499
Structured products	0	0	0	0	0.00%	-	0	0
Total turnover	157,079,346	210,888,586	104,652,212	52,427,134	100.00%	100.00%	6,465,805	28,468



C2) MOST TRADED SECURITIES IN OCTOBER 2008

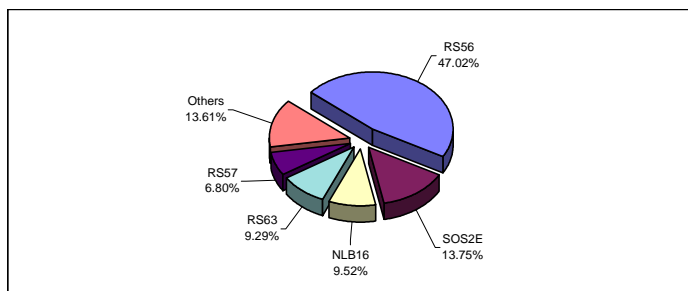
MOST TRADED SHARES

Issuer	Turnover (in 000 EUR) - order book trades only	Number of bargains - order book trades only	Market capitalisation as of 31 Oct 2008 (in EURm)
KRKA	48,492	10,578	2,295
TELEKOM SLOVENIJE	6,228	1,287	1,174
MERCATOR	4,419	838	718
PETROL	3,858	1,007	757
GORENJE	3,735	1,797	239
Others	21,031	9,990	5,690
Total	87,763	25,497	10,873



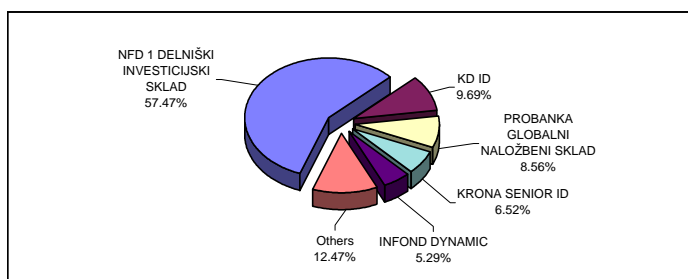
MOST TRADED BONDS

Issuer	Turnover (in 000 EUR) - order book trades only	Number of bargains - order book trades only	Market capitalisation as of 31 Oct 2008 (in EURm)
REPUBLIKA SLOVENIJA 56 th ISSUE	30,149	14	200
SLOVENSKA ODŠKODNINSKA DRUŽBA 2 nd ISSUE	8,813	362	583
NLB 16 th ISSUE	6,107	7	32
REPUBLIKA SLOVENIJA 63 rd ISSUE	5,958	2	988
REPUBLIKA SLOVENIJA 57 th ISSUE	4,363	10	268
Others	8,726	104	4,388
Total	64,115	499	6,459



MOST TRADED INVESTMENT FUNDS

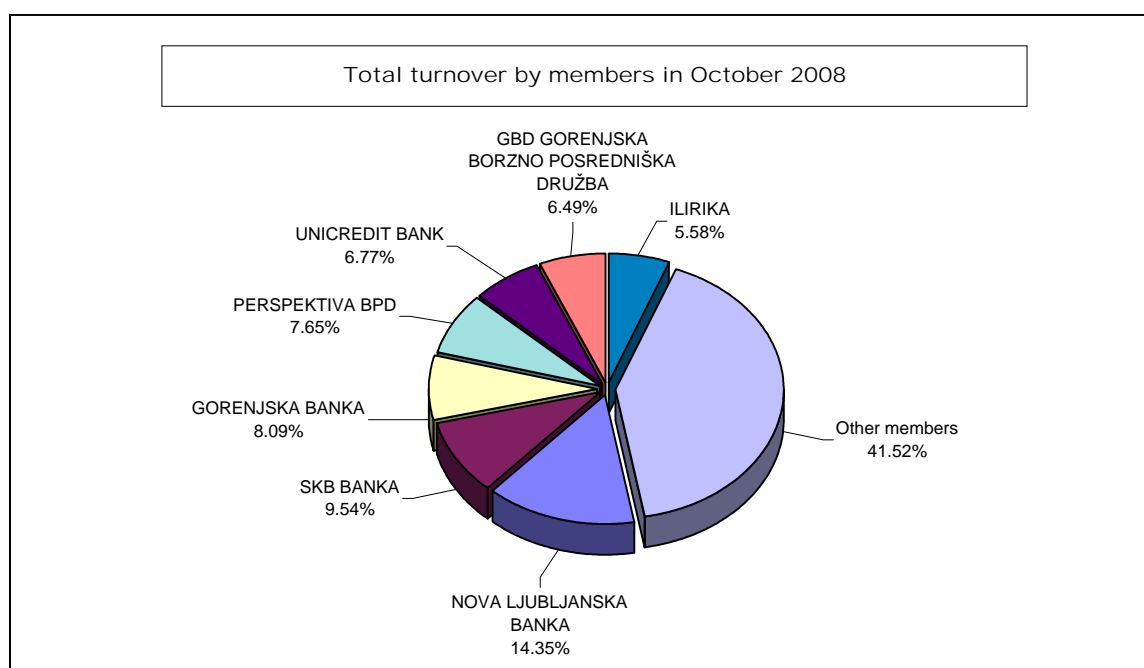
INVESTMENT FUNDS	Turnover (in 000 EUR) - order book trades only	Number of bargains - order book trades only	Market capitalisation as of 31 Oct 2008 (in EURm)
NFD 1 DELNIŠKI INVESTICIJSKI SKLAD	2,990	925	193
KD ID	504	570	46
PROBANKA GLOBALNI NALOŽBENI SKLAD	445	180	56
KRONA SENIOR ID	339	245	42
INFOND DYNAMIC	275	79	20
Others	648	473	109
Total	5,202	2,472	467



C3) MONTHLY TURNOVER BY LJSE MEMBERS

TURNOVER BY MEMBERS BY TYPE OF TRADE IN OCTOBER 2008

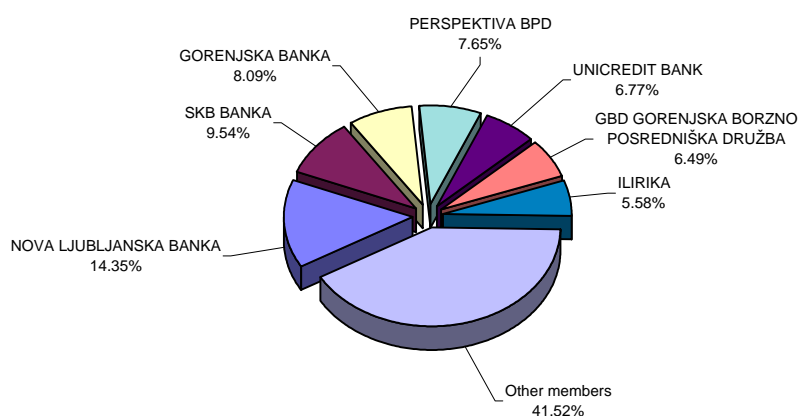
	Member	Normal trades (in EUR)	Block trades (in EUR)	Total via BTS (in EUR)	Share in turnover
1	NOVA LJUBLJANSKA BANKA	14,436,973	30,650,780	45,087,754	14.35%
2	SKB BANKA	6,280,231	23,685,195	29,965,426	9.54%
3	GORENJSKA BANKA	115,134	25,294,535	25,409,670	8.09%
4	PERSPEKTIVA BPD	10,536,746	13,486,974	24,023,719	7.65%
5	UNICREDIT BANK	19,458,892	1,819,900	21,278,792	6.77%
6	GBD GORENJSKA BORZNO POSREDNIŠKA DRUŽBA	20,396,416		20,396,416	6.49%
7	ILIRIKA	16,550,659	993,746	17,544,405	5.58%
8	ABANKA VIPA	16,650,524	880,350	17,530,874	5.58%
9	CERTIUS BPH	14,938,986		14,938,986	4.76%
10	KD BPD	9,916,133	4,723,038	14,639,171	4.66%
11	POTEZA	13,386,955		13,386,955	4.26%
12	MP BPH	10,424,492		10,424,492	3.32%
13	NOVA KBM	10,025,410		10,025,410	3.19%
14	ARGONOS BPH	9,433,702		9,433,702	3.00%
15	FACTOR BANKA	5,337,138	1,885,454	7,222,592	2.30%
16	PROBANKA	4,507,050	993,746	5,500,796	1.75%
17	PUBLIKUM	4,636,714	440,550	5,077,264	1.62%
18	RAIFFEISEN BANKA	5,030,901		5,030,901	1.60%
19	DEŽELNA BANKA SLOVENIJE	4,964,065		4,964,065	1.58%
20	HYPO ALPE-ADRIA-BANK	4,858,783		4,858,783	1.55%
21	PFCI	3,931,736		3,931,736	1.25%
22	BANKA KOPER	1,829,844		1,829,844	0.58%
23	MOJA DELNICA BPH	1,656,941		1,656,941	0.53%
	TOTAL	209,304,424	104,854,268	314,158,692	100.00%



TURNOVER BY MEMBERS BY TYPE OF SECURITY IN OCTOBER 2008

Member	Shares	Bonds	Funds	Total (in EUR)	Share in turnover
1 NOVA LJUBLJANSKA BANKA	11,724,510	32,294,529	1,068,715	45,087,754	14.35%
2 SKB BANKA	5,989,935	23,904,555	70,936	29,965,426	9.54%
3 GORENJSKA BANKA	107,820	25,298,871	2,978	25,409,670	8.09%
4 PERSPEKTIVA BPD	3,658,729	20,364,991		24,023,719	7.65%
5 UNICREDIT BANK	21,193,148	38,165	47,479	21,278,792	6.77%
6 GBD GORENJSKA BORZNO POSREDNIŠKA DRUŽBA	16,166,987	1,489,285	2,740,143	20,396,416	6.49%
7 ILIRIKA	10,812,693	6,141,517	590,195	17,544,405	5.58%
8 ABANKA VIPA	15,894,391	468,539	1,167,944	17,530,874	5.58%
9 CERTIUS BPH	12,534,748	1,427,424	976,814	14,938,986	4.76%
10 KD BPD	9,102,499	5,504,320	32,352	14,639,171	4.66%
11 POTEZA	11,958,495	737,577	690,883	13,386,955	4.26%
12 MP BPH	9,064,670	897,651	462,171	10,424,492	3.32%
13 NOVA KBM	6,307,847	3,648,541	69,022	10,025,410	3.19%
14 ARGONOS BPH	8,978,957	41,289	413,456	9,433,702	3.00%
15 FACTOR BANKA	3,924,232	2,990,794	307,566	7,222,592	2.30%
16 PROBANKA	3,180,699	2,060,094	260,003	5,500,796	1.75%
17 PUBLIKUM	4,928,334	91,536	57,393	5,077,264	1.62%
18 RAIFFEISEN BANKA	4,841,569	130,503	58,829	5,030,901	1.60%
19 DEŽELNA BANKA SLOVENIJE	4,714,431	46,222	203,412	4,964,065	1.58%
20 HYPO ALPE-ADRIA-BANK	4,485,601	272,251	100,930	4,858,783	1.55%
21 PFCI	2,912,977	30,130	988,629	3,931,736	1.25%
22 BANKA KOPER	1,472,190	348,183	9,472	1,829,844	0.58%
23 MOJA DELNICA BPH	1,569,574	2,994	84,373	1,656,941	0.53%
TOTAL	175,525,036	128,229,961	10,403,695	314,158,692	100.00%

Total turnover by members in October 2008



C5) TURNOVER IN YEARS 2007 AND 2008

MONTHLY TURNOVER ON OFFICIAL AND SEMI-OFFICIAL MARKET

Year 2007	Number of trading days	Turnover via BTS (in EUR)		average per trade	Number of trades via BTS	
		per year	average per day		per year	average per day
October	22	169,935,944	7,724,361	7,813	21,751	989
November	21	195,474,830	9,308,325	1,000	195,475	9,308
December	18	232,277,692	12,904,316	7,599	30,566	1,698
TOTAL	246	2,226,900,747			454,188	
Average 2007	21	185,575,062	9,066,677	7,247	37,849	1,836
Year 2008						
January	21	193,919,088	9,234,242	5,938	32,658	1,555
February	20	118,914,771	5,945,739	5,328	22,317	1,116
March	19	136,958,456	7,208,340	5,721	23,941	1,260
April	22	199,185,935	9,053,906	6,764	29,448	1,339
May	20	72,224,108	3,611,205	4,366	16,542	827
June	20	62,871,847	3,143,592	4,348	14,461	723
July	23	60,709,246	2,639,532	4,274	14,205	618
August	20	39,858,972	1,992,949	3,700	10,774	539
September	22	95,882,452	4,358,293	4,424	21,674	985
October	22	157,079,346	7,139,970	5,518	28,468	1,294
TOTAL	209	1,137,604,222			214,488	
Average 2007	21	113,760,422	5,432,777	5,038	21,449	1,026

TURNOVER BY SECURITIES ON ALL MARKETS OF LJUBLJANA STOCK EXCHANGE IN YEARS 1998 - 2008

Total turnover and number of bargains

Year	Number of trading days	Turnover via BTS (in EUR)		average per trade	Number of trades via BTS	
		per year	average per day		per year	average per day
2008	209	1,137,604,222	5,432,777	5,038	214,488	1,026
2007	246	2,226,900,747	9,052,442	4,903	454,188	1,846
2006	247	996,477,198	4,034,321	4,353	228,941	927
2005	250	579,204,722	2,316,819	2,263	255,908	1,024
2004	255	837,861,029	3,285,730	2,382	351,760	1,379
2003	249	700,844,661	2,814,637	2,058	340,582	1,368
2002	247	1,156,611,591	4,682,638	2,563	451,250	1,827
2001	247	707,615,828	2,864,841	2,221	318,645	1,290
2000	249	1,174,224,149	4,715,760	2,971	395,284	1,587
1999	254	1,397,785,135	5,503,091	3,134	445,966	1,756
1998	252	2,259,292,124	8,965,445	9,531	237,049	941

MONTHLY TURNOVER WITH REGULAR TRADES

Year 2007	Number of	Turnover (in EUR)		average	Number of trades	
Month	trading days	per month	average per day	per trade	per month	average per day
October	22	165,560,244	7,525,466	7,614	21,745	988
November	21	173,592,488	8,266,309	7,170	24,211	1,153
December	18	208,957,390	11,608,744	6,840	30,550	1,697
TOTAL	225	1,995,235,033			258,595	
Average 2007	20	181,385,003	8,872,073	7,698	23,509	1,156
Year 2008						
January	21	190,153,012	9,054,905	5,824	32,650	1,555
February	20	107,955,016	5,397,751	4,839	22,309	1,115
March	19	116,268,566	6,119,398	4,862	23,912	1,259
April	22	136,791,273	6,217,785	4,651	29,414	1,337
May	20	62,071,429	3,103,571	3,755	16,529	826
June	20	54,930,016	2,746,501	3,801	14,452	723
July	23	52,624,494	2,288,021	3,707	14,195	617
August	20	33,433,573	1,671,679	3,108	10,756	538
September	22	87,042,131	3,956,461	4,021	21,649	984
October	22	104,652,212	4,756,919	3,680	28,440	1,293
TOTAL	209	945,921,722			214,306	
Average 2008	21	94,592,172	4,531,299	4,225	21,431	1,025

*special segment for trading in securities issued by Republic of Slovenia.

MONTHLY TURNOVER WITH BLOCK TRADES

Year 2007	Number of	Turnover (in EUR)		average	Number of trades	
Month	trading days	per month	average per day	per trade	per month	average per day
October	22	100,902,748	4,586,489	2,018,055	50	2
November	21	21,882,342	1,042,016	1,458,823	15	1
December	18	23,320,302	1,295,572	1,457,519	16	1
TOTAL	246	1,201,565,674			1,051	
Average 2007	21	100,130,473	4,834,047	1,244,168	88	4
Year 2008						
January	21	3,766,076	179,337	470,760	8	0
February	20	10,959,756	547,988	1,369,970	8	0
March	19	20,689,890	1,088,942	713,444	29	2
April	22	62,394,662	2,836,121	1,835,137	34	2
May	20	10,152,679	507,634	780,975	13	1
June	20	7,941,831	397,092	882,426	9	0
July	23	8,084,752	351,511	808,475	10	0
August	20	6,425,399	321,270	356,967	18	1
September	22	8,840,321	401,833	353,613	25	1
October	22	52,427,134	2,383,052	1,872,398	28	1
TOTAL	209	191,682,501			182	
Average 2008	21	19,168,250	901,478	944,416	18	1

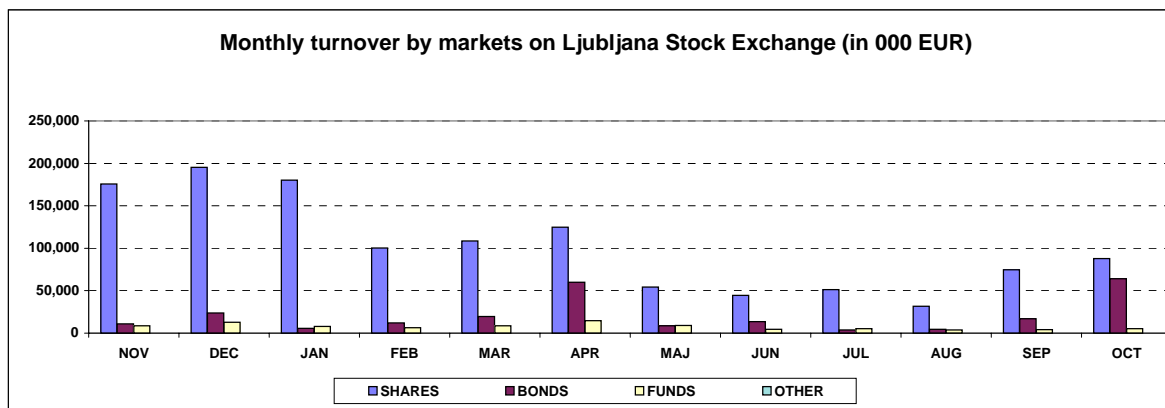
MONTHLY TURNOVER VIA BTS BY MARKETS ON LJUBLJANA STOCK EXCHANGE (In EUR)

	Equity market			Bond market	Fund market	Closed-end fund market	Structured products - short-term securities	TOTAL	MoM Index
	Prime market	Standard market	Entry market						
YEAR 2007									
October	116,762,231	23,798,018	9,850,095	8,204,901	2,392,438	8,928,260	0	169,935,944	100
November	140,359,242	27,914,915	7,467,433	11,010,399	1,933,576	6,789,265	0	195,474,830	115
December	86,094,530	97,481,053	11,887,542	23,919,102	2,216,914	10,678,550	0	232,277,692	119
Total 2007	1,382,036,817	451,963,159	117,976,560	107,789,930	54,344,048	112,771,185	19,048	2,226,900,709	
YEAR 2008									
January	121,560,624	51,408,613	7,378,543	5,467,741	1,392,848	6,710,719	0	193,919,088	83
February	66,784,031	29,315,276	4,323,196	11,995,411	2,116,330	4,380,526	0	118,914,771	61
March	81,011,466	21,336,592	6,305,504	19,573,088	1,016,311	7,715,495	0	136,958,456	115
April	99,772,084	17,743,347	7,215,980	59,831,587	4,147,170	10,475,767	0	199,185,935	145
May	35,696,836	12,052,933	6,580,296	8,663,524	1,031,189	8,199,330	0	72,224,108	36
June	27,321,869	12,341,195	4,945,353	13,758,477	450,444	4,054,509	0	62,871,847	87
July	33,336,260	14,076,854	3,958,377	3,954,637	424,843	4,958,275	0	60,709,246	97
August	22,056,966	6,975,976	2,715,545	4,473,610	456,255	3,180,620	0	39,858,972	66
September	53,305,356	16,293,031	5,071,802	16,924,058	750,882	3,537,323	0	95,882,452	241
October	69,753,204	15,115,415	2,893,899	64,114,981	1,199,088	4,002,759	0	157,079,346	164
Total 2008	610,598,697	196,659,232	51,388,496	208,757,114	12,985,360	57,215,322	0	1,137,604,222	

MONTHLY TURNOVER BY SECURITIES ON LJUBLJANA STOCK EXCHANGE (In EUR)

	Shares	Bonds	Funds	Other	TOTAL	MoM Index
YEAR 2007						
October	150,410,344	8,204,901	11,320,699	0	169,935,944	100
November	175,741,589	11,010,399	8,722,842	0	195,474,830	115
December	195,463,126	23,919,102	12,895,464	0	232,277,692	119
Total 2007	1,951,976,536	107,789,930	167,115,234	19,048	2,226,900,709	
YEAR 2008						
January	180,347,780	5,467,741	8,103,567	0	193,919,088	83
February	100,422,504	11,995,411	6,496,857	0	118,914,771	61
March	108,653,562	19,573,088	8,731,806	0	136,958,456	115
April	124,731,412	59,831,587	14,622,937	0	199,185,935	145
May	54,330,065	8,663,524	9,230,519	0	72,224,108	36
June	44,608,417	13,758,477	4,504,953	0	62,871,847	87
July	51,371,491	3,954,637	5,383,118	0	60,709,246	97
August	31,748,488	4,473,610	3,636,874	0	39,858,972	66
September	74,670,189	16,924,058	4,288,205	0	95,882,452	241
October	87,762,518	64,114,981	5,201,847	0	157,079,346	164
Total 2008	858,646,426	208,757,114	70,200,682	0	1,137,604,222	

Monthly turnover by markets on Ljubljana Stock Exchange (in 000 EUR)



D) MARKET CAPITALISATION

	31 Oct 2007	31 Dec 2007	30 Sep 2008	31 Oct 2008	Index 31 Oct 2008 / 30 Sep 2008	Index 31 Oct 2008 / 31 Dec 2007	Index 31 Oct 2008 / 31 Oct 2007	Share
EQUITY MARKET	18,808,666,778	19,740,120,309	12,424,948,416	10,873,183,352	88	55	58	61.09%
PRIME MARKET	12,280,996,527	12,312,426,558	6,699,852,618	5,772,477,423	86	47	47	32.43%
STANDARD MARKET	3,715,054,711	4,569,259,690	3,527,362,778	3,173,495,369	90	69	85	17.83%
ENTRY MARKET	2,812,615,540	2,858,434,061	2,197,733,021	1,927,210,560	88	67	69	10.83%
Banks	17,236,223	996,407,073	468,437,679	761,325,086	163	76	4417	7.00%
Companies	18,791,430,556	18,743,713,236	10,919,351,563	9,407,640,321	86	50	50	86.52%
Insurance companies			1,037,159,174	704,217,946	68			6.48%
BOND MARKET	5,951,589,699	5,940,804,540	6,526,151,834	6,458,581,908	99	109	109	36.29%
State	4,610,683,313	4,618,037,497	5,028,425,238	4,975,619,795	99	108	108	77.04%
Banks	969,475,859	955,103,323	1,062,527,013	1,053,750,984	99	110	109	16.32%
Companies	338,820,527	335,053,720	402,589,582	396,725,129	99	118	117	6.14%
Insurance companies	32,610,000	32,610,000	32,610,000	32,486,000	100	100	100	0.50%
FUND MARKET	175,850,763	161,918,345	85,269,396	166,045,979	195	103	94	0.93%
CLOSED-END FUND MARKET	957,627,377	1,021,572,525	412,903,168	300,898,856	73	29	31	1.69%
TOTAL	25,893,734,617	26,864,415,718	19,449,272,813	17,798,710,095	92	66	69	100.00%

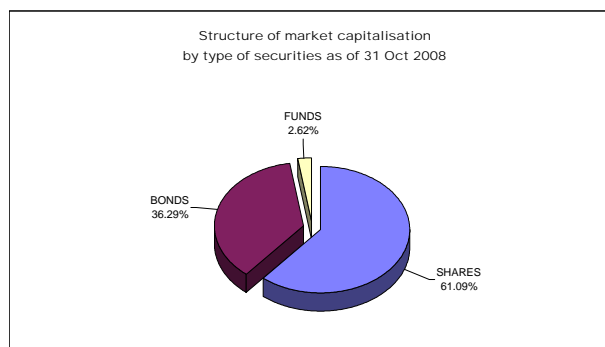
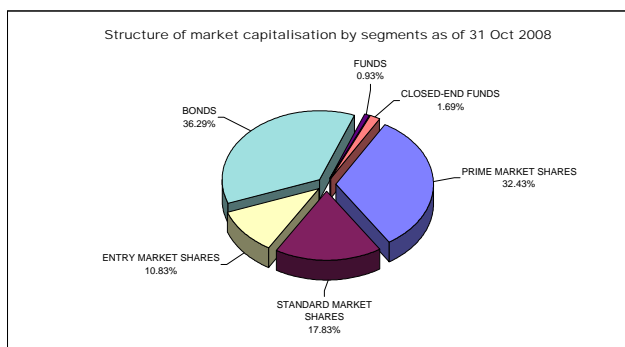
SHARES	18,808,666,778	19,740,120,309	12,424,948,416	10,873,183,352	88	55	66	-
---------------	-----------------------	-----------------------	-----------------------	-----------------------	-----------	-----------	-----------	----------

BONDS	5,951,589,699	5,940,804,540	6,526,151,834	6,458,581,908	99	109	110	-
--------------	----------------------	----------------------	----------------------	----------------------	-----------	------------	------------	----------

FUNDS	1,133,478,140	1,183,490,869	498,172,563	466,944,835	94	39	44	-
--------------	----------------------	----------------------	--------------------	--------------------	-----------	-----------	-----------	----------

On 31 Oct 2008, the total market capitalisation of all shares traded, without investment funds, on the Ljubljana Stock Exchange corresponded to 32.4 % of GDP in 2007 - EUR 33,542 million (as reported by Statistical office of the Republic of Slovenia).

1EUR=1,4407 USD as of 31 Oct 2007 | 1EUR=1,4692 USD as of 31 Dec 2007 | 1EUR=1,4303 USD as of 30 Sep 2008 | 1EUR=1,3035 USD as of 31 Oct 2008



MARKET CAPITALISATION OF SHARES - PRIME MARKET

Issue	Number of shares traded	Number of issued shares	Share of traded shares	Price as of 31 Oct 2008	Market capitalisation as of 31 Oct 2008 (in EUR)	Market capitalisation as of 31 Oct 2008 (in USD)
1 KRKA	35,426,120	35,426,120	100.00%	64.79 EUR	2,295,258,315	2,991,869,213
2 TELEKOM SLOVENIJE	6,535,478	6,535,478	100.00%	179.57 EUR	1,173,575,784	1,529,756,035
3 PETROL	2,086,301	2,086,301	100.00%	362.93 EUR	757,181,222	986,985,723
4 MERCATOR	3,765,361	3,765,361	100.00%	190.65 EUR	717,866,075	935,738,428
5 LUKA KOPER	14,000,000	14,000,000	100.00%	34.49 EUR	482,860,000	629,408,010
6 GORENJE	14,030,000	14,030,000	100.00%	17.05 EUR	239,211,500	311,812,190
7 INTEREUROPA	7,902,413	7,902,413	100.00%	13.48 EUR	106,524,527	138,854,721
TOTAL					5,772,477,423	7,524,424,321

MARKET CAPITALISATION OF SHARES - STANDARD MARKET

Issue	Number of shares traded	Number of issued shares	Share of traded shares	Price as of 31 Oct 2008	Market capitalisation as of 31 Oct 2008 (in EUR)	Market capitalisation as of 31 Oct 2008 (in USD)
COMMON SHARES					3,160,219,487	7,677,046,345
1 ZAVAROVALNICA TRIGLAV	22,735,148	22,735,148	100.00%	23.97 EUR	544,961,498	710,357,312
2 SAVA	2,006,987	2,006,987	100.00%	253.34 EUR	508,450,087	662,764,688
3 PIVOVARNA LAŠKO	8,581,972	8,581,972	100.00%	52.90 EUR	453,986,319	591,771,167
4 ABANKA VIPA	7,198,864	7,200,000	99.98%	53.95 EUR	388,378,713	506,251,652
5 NOVA KREDITNA BANKA MARIBOR	26,081,979	26,081,979	100.00%	13.79 EUR	359,670,490	468,830,484
6 ISTRABENZ	5,180,000	5,180,000	100.00%	48.52 EUR	251,333,600	327,613,348
7 POZAVAROVALNICA SAVA	9,362,519	9,362,519	100.00%	17.01 EUR	159,256,448	207,590,780
8 TERME ČATEŽ	497,022	497,022	100.00%	260.10 EUR	129,275,422	3,475,179,431
9 AERODROM LJUBLJANA	1,936,229	1,936,229	100.00%	44.50 EUR	86,162,191	363,343,742
10 SALUS, LJUBLJANA	134,980	134,980	100.00%	569.50 EUR	76,871,110	100,201,492
11 ISKRA AVTOELEKTRIKA	1,608,313	1,608,313	100.00%	41.00 EUR	65,940,833	85,953,876
12 ŽITO	355,792	355,792	100.00%	139.80 EUR	49,739,722	64,835,727
13 ETOL	254,619	254,619	100.00%	169.80 EUR	43,234,306	56,355,918
14 DELO PRODAJA	593,549	593,549	100.00%	28.00 EUR	16,619,372	21,663,351
15 MLINOTEST	2,389,177	2,389,177	100.00%	5.00 EUR	11,945,885	15,571,461
16 KOMPAS MTS	594,601	594,601	100.00%	19.50 EUR	11,594,720	15,113,717
17 NIKA	189,876	189,876	100.00%	14.74 EUR	2,798,772	3,648,200
PREFERRED SHARES					13,275,883	17,305,113
1 PROBANKA	396,295	400,000	99.07%	33.50 EUR	13,275,883	17,305,113
TOTAL					3,173,495,369	7,694,351,458

EXCHANGE RATE 1 EUR= 1.3035 USD as of 31 Oct 2008

MARKET CAPITALISATION OF SHARES - ENTRY MARKET

	Issue	Number of shares traded	Number of issued shares	Share of traded shares	Price as of 31 Oct 2008	Market capitalisation as of 31 Oct 2008 (in EUR)	Market capitalisation as of 31 Oct 2008 (in USD)
	COMMON SHARES					1,910,296,954	2,490,072,079
1	HELIOS, DOMŽALE	278,446	278,446	100.00%	749.40 EUR	208,667,432	271,997,998
2	NFD HOLDING	33,727,196	33,727,196	100.00%	5.50 EUR	185,499,578	241,798,700
3	KD GROUP	2,675,640	2,675,640	100.00%	61.53 EUR	164,632,129	214,597,980
4	LESNINA	76,495	76,495	100.00%	1,900.00 EUR	145,340,500	189,451,342
5	KD	186,436	186,436	100.00%	680.00 EUR	126,776,480	165,253,142
6	AKTIVA NALOŽBE	16,328,251	16,328,251	100.00%	6.50 EUR	106,133,632	138,345,189
7	ZVON ENA HOLDING	12,431,743	12,431,743	100.00%	8.10 EUR	100,697,118	131,258,694
8	CINKARNA CELJE	814,626	814,626	100.00%	115.00 EUR	93,681,990	122,114,474
9	INFOND HOLDING	16,833,414	16,833,414	100.00%	4.30 EUR	72,383,680	94,352,127
10	FINETOL	254,619	254,619	100.00%	231.80 EUR	59,020,684	76,933,462
11	MAKSIMA INVEST	7,451,949	7,451,949	100.00%	5.20 EUR	38,750,135	50,510,801
12	JUTEKS	641,432	641,432	100.00%	60.20 EUR	38,614,206	50,333,618
13	ZVON DVA HOLDING	14,120,934	14,120,934	100.00%	2.68 EUR	37,844,103	49,329,788
14	MAKSIMA HOLDING	6,399,850	6,399,850	100.00%	5.85 EUR	37,439,123	48,801,896
15	VIPA HOLDING	7,347,565	7,347,565	100.00%	4.00 EUR	29,390,260	38,310,204
16	MARINA PORTOROŽ	313,932	313,932	100.00%	90.00 EUR	28,253,880	36,828,933
17	NAMA	953,795	953,795	100.00%	27.54 EUR	26,267,514	34,239,705
18	CENTER NALOŽBE	3,777,004	3,777,004	100.00%	6.90 EUR	26,061,328	33,970,941
19	ZLATA MONETA II	8,232,861	8,232,861	100.00%	3.10 EUR	25,521,869	33,267,756
20	GRAND HOTEL UNION	1,814,613	1,814,613	100.00%	13.50 EUR	24,497,276	31,932,199
21	SWATY	288,940	288,940	100.00%	80.00 EUR	23,115,200	30,130,663
22	TOSAMA	290,000	290,000	100.00%	75.00 EUR	21,750,000	28,351,125
23	GORENJSKI TISK	963,349	963,349	100.00%	20.00 EUR	19,266,980	25,114,508
24	MEDVEŠEK PUŠNIK DZU	75,000	75,000	100.00%	240.00 EUR	18,000,000	23,463,000
25	TRIGLAV NALOŽBE	13,182,366	13,182,366	100.00%	1.31 EUR	17,268,899	22,510,010
26	MODRA LINIJA HOLDING	2,192,411	2,192,411	100.00%	7.30 EUR	16,004,600	20,861,996
27	MEDVEŠEK PUŠNIK	800,000	800,000	100.00%	20.00 EUR	16,000,000	20,856,000
28	CETIS	200,000	200,000	100.00%	75.00 EUR	15,000,000	19,552,500
29	MERCATA	2,891,874	2,891,874	100.00%	4.50 EUR	13,013,433	16,963,010
30	HRAM HOLDING	4,346,667	4,346,667	100.00%	2.75 EUR	11,953,334	15,581,171
31	NIKO	35,875	35,875	100.00%	333.00 EUR	11,946,375	15,572,100
32	PLAMA - PUR	686,798	686,798	100.00%	16.00 EUR	10,988,768	14,323,859
33	M1	3,932,515	3,932,515	100.00%	2.65 EUR	10,421,165	13,583,988
34	MELAMIN	349,913	349,913	100.00%	26.44 EUR	9,251,700	12,059,591
35	JAVOR PIVKA	1,194,700	1,194,700	100.00%	7.49 EUR	8,948,303	11,664,113
36	GEA	1,254,960	1,254,960	100.00%	7.00 EUR	8,784,720	11,450,883
37	KS NALOŽBE	3,909,878	3,909,878	100.00%	2.24 EUR	8,758,127	11,416,218
38	DATALAB TEHNOLOGIJE	106,519	106,519	100.00%	79.10 EUR	8,425,653	10,982,839
39	MIP	1,978,742	1,978,742	100.00%	4.06 EUR	8,033,693	10,471,918
40	VELANA	1,409,645	1,409,645	100.00%	4.99 EUR	7,034,129	9,168,987
41	SLOVENIJALES	273,377	273,604	99.92%	25.00 EUR	6,834,425	8,908,673
42	KRONA HOLDING	3,295,357	3,295,357	100.00%	2.00 EUR	6,590,714	8,590,996
43	ALPOS	144,913	144,913	100.00%	45.00 EUR	6,521,085	8,500,234
44	ALPETOUR POTOVALNA AGENCIJA	497,847	497,847	100.00%	13.00 EUR	6,472,011	8,436,266

MARKET CAPITALISATION OF SHARES - ENTRY MARKET

	Issue	Number of shares traded	Number of issued shares	Share of traded shares	Price as of 31 Oct 2008	Market capitalisation as of 31 Oct 2008 (in EUR)	Market capitalisation as of 31 Oct 2008 (in USD)
45	ŽELEZARNA RAVNE - MONTER DRAVOGRAD	336,225	336,225	100.00%	19.00 EUR	6,388,275	8,327,116
46	TERME DOBRNA	692,542	692,542	100.00%	6.99 EUR	4,840,869	6,310,072
47	TRDNJAVA HOLDING	2,593,123	2,593,123	100.00%	1.70 EUR	4,408,309	5,746,231
48	GORIŠKE OPEKARNE	523,634	523,634	100.00%	8.00 EUR	4,189,072	5,460,455
49	TRDNJAVA I HOLDING	891,750	891,750	100.00%	4.00 EUR	3,567,000	4,649,585
50	JADRAN	165,302	165,302	100.00%	19.20 EUR	3,173,798	4,137,046
51	INTERTRADE ITA	69,531	69,531	100.00%	40.49 EUR	2,815,310	3,669,757
52	SIVENT	1,229,712	1,229,712	100.00%	2.28 EUR	2,803,743	3,654,679
53	KOŠAKI TMI	43,236	43,236	100.00%	60.00 EUR	2,594,160	3,381,488
54	ELMO	708,000	708,000	100.00%	3.50 EUR	2,478,000	3,230,073
55	INLES	712,410	712,410	100.00%	3.10 EUR	2,208,471	2,878,742
56	TEKSTINA	1,127,293	1,127,293	100.00%	1.40 EUR	1,578,210	2,057,197
57	MKT PRINT	103,954	103,954	100.00%	15.00 EUR	1,559,310	2,032,561
58	ZDRAVILIŠČE ROGAŠKA	901,581	961,898	93.73%	1.58 EUR	1,424,498	1,856,833
59	JELEN GOSTINSKO PODJETJE	67,798	67,798	100.00%	3.34 EUR	226,445	295,171
60	D NALOŽBE	90,810	90,810	100.00%	2.04 EUR	185,252	241,477
	PREFERRED SHARES					16,913,606	22,046,886
1	PRVA GROUP	170,000	170,000	100.00%	58.40 EUR	9,928,000	12,941,148
2	KD GROUP	266,413	266,413	100.00%	26.01 EUR	6,929,402	9,032,476
3	ZDRAVILIŠČE ROGAŠKA	28,102	30,000	93.67%	2.00 EUR	56,204	73,262
	TOTAL					1,927,210,560	2,512,118,965

EXCHANGE RATE 1 EUR= 1.3035 USD as of 31 Oct 2008

MARKET CAPITALISATION OF BONDS

	Izdaja	Number of issued bonds	Price as of 31 Oct 2008	Principal amt. as of 31 Oct 2008	Currency of denomination	Market capitalisation as of 31 Oct 2008 (in EUR)	Market capitalisation as of 31 Oct 2008 (in USD)
1	REPUBLIKA SLOVENIJA 59 th ISSUE	25,553,128	96.00	41.73	EUR	1,023,678,750	1,334,365,251
2	REPUBLIKA SLOVENIJA 63 rd ISSUE	1,000,000	98.75	1,000.00	EUR	987,500,000	1,287,206,250
3	SLOVENSKA ODŠKODNINSKA DRUŽBA 2 nd ISSUE	15,174,136	96.58	42.97	EUR	629,733,108	820,857,107
4	REPUBLIKA SLOVENIJA 62 nd ISSUE	9,358,736	96.00	41.73	EUR	374,918,451	488,706,201
5	REPUBLIKA SLOVENIJA 60 th ISSUE	8,833,535	100.50	41.73	EUR	370,466,533	482,903,125
6	REPUBLIKA SLOVENIJA 61 st ISSUE	7,880,699	98.00	41.73	EUR	322,284,338	420,097,634
7	REPUBLIKA SLOVENIJA 57 th ISSUE	6,223,274	103.24	41.73	EUR	268,111,414	349,483,228
8	REPUBLIKA SLOVENIJA 56 th ISSUE	4,841,198	99.01	41.73	EUR	200,023,163	260,730,193
9	REPUBLIKA SLOVENIJA 33 rd ISSUE	248,716	140.00	511.29	EUR	178,032,405	232,065,240
10	NLB 24 th ISSUE	100,000		1,000.00	EUR	100,000,000	130,350,000
11	REPUBLIKA SLOVENIJA 54 th ISSUE	1,828,310	106.30	41.73	EUR	81,101,985	105,716,437
12	REPUBLIKA SLOVENIJA 53 rd ISSUE	792,909	97.00	100.00	EUR	76,912,173	100,255,018
13	REPUBLIKA SLOVENIJA 38 th ISSUE	688,470	102.55	100.00	EUR	70,602,599	92,030,487
14	NLB 18 th ISSUE	150,000	100.00	417.29	EUR	62,593,500	81,590,627
15	DARS 2 nd ISSUE	148,000		417.29	EUR	61,758,920	80,502,752
16	DARS	134,300	109.00	417.29	EUR	61,085,831	79,625,381
17	NLB 15 th ISSUE	131,126	102.20	417.29	EUR	55,921,355	72,893,486
18	REPUBLIKA SLOVENIJA 29 th ISSUE	550,000	100.70	100.00	EUR	55,385,000	72,194,348
19	REPUBLIKA SLOVENIJA 48 th ISSUE	564,652	97.50	100.00	EUR	55,053,570	71,762,328
20	NLB 23 rd ISSUE	54,200		1,000.00	EUR	54,200,000	70,649,700
21	NLB 13 th ISSUE	117,335	107.50	417.29	EUR	52,634,926	68,609,626
22	REPUBLIKA SLOVENIJA 26 th ISSUE	499,765	103.00	100.00	EUR	51,475,795	67,098,699
23	BANKA CELJE 11 th ISSUE	50,000		1,000.00	EUR	50,000,000	65,175,000
24	REPUBLIKA SLOVENIJA 50 th ISSUE	485,270	100.88	100.00	EUR	48,954,038	63,811,588
25	REPUBLIKA SLOVENIJA 18 th ISSUE	450,166	100.50	100.00	EUR	45,241,683	58,972,534
26	DARS 3 rd ISSUE	102,000	102.00	417.29	EUR	43,414,852	56,591,259
27	REPUBLIKA SLOVENIJA 23 rd ISSUE	400,000	103.00	100.00	EUR	41,200,000	53,704,200
28	NLB 17 th ISSUE	101,694	96.74	417.29	EUR	41,052,479	53,511,907
29	KD HOLDING 1 st ISSUE	400,000	102.50	100.00	EUR	41,000,000	53,443,500
30	NLB 19 th ISSUE	100,000	98.00	417.29	EUR	40,894,420	53,305,876
31	KD HOLDING 2 nd ISSUE	400,000	97.20	100.00	EUR	38,880,000	50,680,080
32	POSLOVNI SISTEM MERCATOR	365,400	95.00	100.00	EUR	34,713,000	45,248,396
33	ZAVAROVALNICA TRIGLAV 1 st ISSUE	30,000	108.70	1,000.00	EUR	32,610,000	42,507,135
34	BANKA CELJE 10 th ISSUE	370,000	87.80	100.00	EUR	32,486,000	42,345,501
35	NLB 16 th ISSUE	77,557	97.65	417.29	EUR	31,603,212	41,194,787
36	REPUBLIKA SLOVENIJA 21 st ISSUE	1,244,690	102.29	27.33	EUR	34,796,376	45,357,076
37	DROGA KOLINSKA 1 st ISSUE	30,000		1,000.00	EUR	30,000,000	39,105,000
38	NLB 22 nd ISSUE	298,940	100.00	100.00	EUR	29,894,000	38,966,829
39	REPUBLIKA SLOVENIJA 49 th ISSUE	77,979	98.50	380.00	EUR	29,187,540	38,045,958
40	NOVA KBM 8 th ISSUE	70,000	99.50	417.29	EUR	29,064,249	37,885,248
41	NLB 21 st ISSUE	69,500		417.29	EUR	29,001,655	37,803,657
42	NOVA KBM 7 th ISSUE	70,000	98.22	417.29	EUR	28,690,357	37,397,880
43	NLB 11 th ISSUE	26,326	99.00	1,000.00	EUR	26,062,740	33,972,782
44	NOVA KBM 5 th ISSUE	60,000	103.10	417.29	EUR	25,813,559	33,647,975
45	FACTOR BANKA 17 th ISSUE	25,000		1,000.00	EUR	25,000,000	32,587,500
46	PROBANKA 9 th ZDAJA	250,000	100.00	100.00	EUR	25,000,000	32,587,500
47	REPUBLIKA SLOVENIJA 32 nd ISSUE	238,655	101.00	100.00	EUR	24,104,155	31,419,766
48	NLB 20 th ISSUE	57,100		417.29	EUR	23,827,259	31,058,832
49	ABANKA VIPA 11 th ISSUE	500,000	99.70	41.73	EUR	20,802,405	27,115,935
50	CIMOS 1 st ISSUE	200,000	102.80	100.00	EUR	20,560,000	26,799,960
51	BANKA CELJE 9 th ISSUE	50,000	95.90	417.29	EUR	20,009,056	26,081,804
52	ABANKA VIPA 10 th ISSUE	21,000	95.10	1,000.00	EUR	19,971,000	26,032,199
53	ABANKA VIPA 12 th ISSUE	500,000	95.50	41.73	EUR	19,926,075	25,973,639

Izdaja	Number of issued bonds	Price as of 31 Oct 2008	Principal amt. as of 31 Oct 2008	Currency of denomination	Market capitalisation as of 31 Oct 2008 (in EUR)	Market capitalisation as of 31 Oct 2008 (in USD)
54 POŠTNA BANKA SLOVENIJE 7 th ISSUE	40,000	104.00	417.29	EUR	17,359,264	22,627,801
55 ABANKA VIPA 7 th ISSUE	173,000	99.00	100.00	EUR	17,127,000	22,325,045
56 NLB 14 th ISSUE	17,000	100.00	1,000.00	EUR	17,000,000	22,159,500
57 ABANKA 6 th ISSUE	135,000	100.50	100.00	EUR	13,567,500	17,685,236
58 FACTOR BANKA 11 th ISSUE	13,000	103.70	1,000.00	EUR	13,481,000	17,572,484
59 FACTOR BANKA 20 th ISSUE	13,090	100.00	1,000.00	EUR	13,090,000	17,062,819
60 BANKA CELJE 8 th ISSUE	125,000	100.50	100.00	EUR	12,562,500	16,375,219
61 BANKA DOMŽALE 1 st ISSUE	125,000		100.00	EUR	12,500,000	16,293,750
62 PROBANKA 7 th ISSUE	120,000	102.00	100.00	EUR	12,240,000	15,954,840
63 FACTOR BANKA 14 th ISSUE	1,216	98.00	10,000.00	EUR	11,916,800	15,533,549
64 FACTOR BANKA 19 th ISSUE	12,155	96.30	1,000.00	EUR	11,705,265	15,257,813
65 ABANKA VIPA 8 th ISSUE	100,000	101.80	100.00	EUR	10,180,000	13,269,630
66 FACTOR BANKA 12 th ISSUE	2,500,000	96.90	4.17	EUR	10,101,825	13,167,729
67 BANKA CELJE 7 th ISSUE	100,000	100.20	100.00	EUR	10,020,000	13,061,070
68 ABANKA VIPA 9 th ISSUE	100,000	99.40	100.00	EUR	9,940,000	12,956,790
69 PROBANKA 8 th ISSUE	92,000	100.00	100.00	EUR	9,200,000	11,992,200
70 FACTOR BANKA 15 th ISSUE	9,000	102.00	1,000.00	EUR	9,180,000	11,966,130
71 FACTOR BANKA 21 st ISSUE	7,338	100.00	1,000.00	EUR	7,338,000	9,565,083
72 KB1909 1 st ISSUE	10,000	102.50	700.00	EUR	7,175,000	9,352,613
73 POTEZA NALOŽBE	100,000	100.60	66.85	EUR	6,724,708	8,765,656
74 FACTOR BANKA 9 th ISSUE	5,927	99.00	1,000.00	EUR	5,867,730	7,648,586
75 DEOS 1 st ISSUE	58,259	100.02	94.13	EUR	5,485,016	7,149,719
76 FACTOR BANKA 16 th ISSUE	500	105.00	10,000.00	EUR	5,250,000	6,843,375
77 FMR	50,000	103.00	100.00	EUR	5,150,000	6,713,025
78 BANKA ZASAVJE 3 rd ISSUE	5,000	100.53	1,000.00	EUR	5,026,500	6,552,043
79 REPUBLIKA SLOVENIJA 44 th ISSUE	106,483	106.20	41.73	EUR	4,719,035	6,151,262
80 POŠTNA BANKA SLOVENIJE 6 th ISSUE	10,000	104.00	417.29	EUR	4,339,816	5,656,950
81 FACTOR BANKA 6 th ISSUE	10,000	100.00	419.65	EUR	4,196,510	5,470,151
82 STANOVANJSKI SKLAD RS 3 rd ISSUE	20,000	105.44	151.18	EUR	3,258,836	4,247,892
83 DELO PRODAJA 1 st ISSUE	200,000	101.69	10.00	EUR	2,033,800	2,651,058
84 HOTELI BERNARDIN	20,000	100.75	83.57	EUR	1,683,936	2,195,010
85 STANOVANJSKI SKLAD RS 1 st ISSUE	70,965	100.50	9.61	EUR	685,384	893,397
86 BANKA VIPA 7 th ISSUE	10,000	100.90	62.50	EUR	630,625	822,020
87 SIP STROJNA INDUSTRIJA 1 st ISSUE B SERIES	17,250		20.46	EUR	352,935	460,051
88 BANKA VIPA 6 th ISSUE	10,000	103.60	25.00	EUR	259,000	337,607
TOTAL					6,458,581,908	8,418,761,517

EXCHANGE RATE	1 EUR=	1.3035	USD as of 31 Oct 2008
---------------	--------	--------	-----------------------

MARKET CAPITALISATION OF OPEN-END FUNDS

	Mutual fund / ETF	Number of coupons traded	Price as of 31 Oct 2008	Market capitalisation as of 31 Oct 2008 (in EUR)	Market capitalisation as of 31 Oct 2008 (in USD)
1	INFOND GLOBAL	8,415,269	8.67 EUR	72,960,382	95,103,858
2	PROBANKA GLOBALNI NALOŽBENI SKLAD	89,294,954	0.628 EUR	56,077,231	73,096,671
3	INFOND DYNAMIC	5,286,704	3.79 EUR	20,036,608	26,117,719
4	MP-BALKAN.SI	414,992	26.48 EUR	10,988,988	14,324,146
5	MP-EUROSTOCK.SI	1,154,777	4.38 EUR	5,057,923	6,593,003
6	INDEKSNI VZAJEMNI SKLAD PB BIOTECH INDEX	638,625	0.970 EUR	619,466	807,474
7	INDEKSNI VZAJEMNI SKLAD PB URANIUM INDEX	848,276	0.360 EUR	305,379	398,062
	TOTAL			166,045,979	216,440,933

MARKET CAPITALISATION OF CLOSE-END FUNDS

	Investment company	Number of shares traded	Price as of 31 Oct 2008	Market capitalisation as of 31 Oct 2008 (in EUR)	Market capitalisation as of 31 Oct 2008 (in USD)
1	NFD 1 DELNIŠKI INVESTICIJSKI SKLAD	160,580,300	1.20 EUR	192,696,360	251,179,705
2	KD ID	9,181,542	5.05 EUR	46,366,787	60,439,107
3	KRONA SENIOR ID	6,895,504	6.16 EUR	42,476,305	55,367,863
4	ZVON ENA ID	2,277,577	8.50 EUR	19,359,405	25,234,984
	TOTAL			300,898,856	392,221,659

EXCHANGE RATE

1 EUR=	1.3035 USD as of 31 Oct 2008
--------	------------------------------

E) OTHER

E1) INDICATORS AS OF 31 OCTOBER 2008

ISSUE	Price as of 31 Oct 2008	Total net profit (loss) in 000 EUR in 2007	Earning per share as of 31 Dec 2007	P / E ⁽¹⁾	Dividend for 2007	Dividend yield	Book value as of 31 Dec 2007	P / B ⁽¹⁾	Turnover ratio ⁽²⁾
PRIME MARKET SHARES									
Gorenje	17.05 EUR	22,672 EUR	1.90 EUR	8.97	0.450 EUR	2.64%	24.32 EUR	0.70	12.99%
Intereuropa	13.48 EUR	26,063 EUR	3.298 EUR	4.09	0.58 EUR	4.30%	22.04 EUR	0.61	8.71%
Krka	64.79 EUR	132,552 EUR	3.92 EUR	16.52	0.91 EUR	1.40%	19.27 EUR	3.36	13.53%
Luka Koper ⁽⁴⁾	34.49 EUR	30,124 EUR	2.15 EUR	16.03	0.55 EUR	1.59%	24.13 EUR	1.43	7.97%
Mercator	190.65 EUR	43,755 EUR	11.79 EUR	16.17	4.25 EUR	2.23%	183.37 EUR	1.04	7.35%
Petrol	362.93 EUR	53,256 EUR	25.84 EUR	14.04	5.90 EUR	1.63%	211.93 EUR	1.71	6.60%
Telekom Slovenije	179.57 EUR	88,340 EUR	13.58 EUR	13.22	12.80 EUR	7.13%	162.78 EUR	1.10	5.33%
PRIME MARKET AVERAGE ⁽⁶⁾				14.68		2.74%		1.57	
Abanka Vipava	53.95 EUR	36,810 EUR	6.71 EUR	8.04	1.01 EUR	1.87%	64.30 EUR	0.84	2.33%
Aerodrom ⁽⁴⁾	44.50 EUR	16,702 EUR	4.40 EUR	10.12	1.10 EUR	2.47%	29.05 EUR	1.53	13.62%
Delo Prodaja ⁽⁵⁾	28.00 EUR	4,884 EUR	8.534 EUR	3.28	0.70 EUR	2.50%	38.87 EUR	0.72	1.95%
Etol	169.80 EUR	2,792 EUR	10.97 EUR	15.48	3.92 EUR	2.31%	154.07 EUR	1.10	4.80%
Iskra Avtoelektrika	41.00 EUR	4,662 EUR	2.90 EUR	14.12	0.75 EUR	1.83%	28.07 EUR	1.46	1.40%
Istrabenz	48.52 EUR	112,647 EUR	21.75 EUR	2.23	3.79 EUR	7.81%	78.60 EUR	0.62	4.06%
Kompas MTS	19.50 EUR	(1,329 EUR)	(2.23 EUR)	⁽³⁾			79.62 EUR	0.24	0.03%
Minotest	5.00 EUR	273 EUR	0.11 EUR	43.72	0.04 EUR	0.80%	10.25 EUR	0.49	0.18%
Nika ⁽⁵⁾	14.74 EUR	118 EUR	0.62 EUR	23.79			20.34 EUR	0.72	0.65%
Nova KBM	13.79 EUR	52,332 EUR	2.25 EUR	6.14	0.20 EUR	1.45%	14.50 EUR	0.95	29.93%
Pivovarna Laško	52.90 EUR	58,890 EUR	6.73 EUR	7.86	1.00 EUR	1.89%	34.41 EUR	1.54	8.41%
Pozavarovalnica Sava	17.01 EUR	20,218 EUR	2.57 EUR	6.61			20.84 EUR	0.82	20.35%
Salus ⁽⁵⁾	569.50 EUR	14,385 EUR	114.00 EUR	5.00	40.00 EUR	7.02%	421.33 EUR	1.35	2.67%
Sava	253.34 EUR	39,293 EUR	19.61 EUR	12.92	3.00 EUR	1.18%	270.75 EUR	0.94	3.54%
Terme Čatež	260.10 EUR	3,978 EUR	8.06 EUR	32.27	4.35 EUR	1.67%	168.66 EUR	1.54	5.77%
Zavarovalnica Triglav ⁽⁷⁾	23.97 EUR	51,939 EUR	2.28 EUR	10.49	0.25 EUR	1.04%	25.79 EUR	0.93	8.37%
Žito	139.80 EUR	4,287 EUR	12.15 EUR	11.50	4.60 EUR	3.29%	195.23 EUR	0.72	4.71%
STANDARD MARKET AVERAGE ⁽⁶⁾				7.61		2.09%		0.92	

Calculated on the basis of last audit consolidated financial statements. Average number of shares traded in last 2 years has been used for the calculations.

(1) P / E = price / earnings per share

(2) Yearly turnover / average market capitalisation at the end of current month, before 6 months and before 12 months

(3) Not applicable.

(4) By Aerodrom Ljubljana P / E is calculated on all shares.

(5) Calculated on the basis of audit consolidated financial statements based on Slovene accounting standards.

(6) Average ratios:

Average P/E = total market capitalisation of common shares listed (31 Aug 2008) / total net profit of companies listed on prime market or official market (in 2007), adjusted with share of listed securities.

Average div. yield = total dividends, paid by the companies listed in 2007 or 2008, adjusted with share of listed securities / total market capitalisation of common shares on prime market or official market (31 Aug 2008).

Average price / book value = total market capitalisation of common shares listed (31 Aug 2008) / total equity of companies listed on prime market or official market (31 Dec 2007), adjusted with share of listed securities.

(7) Values adjusted due to stock split (1:4)

E2) RECORD VALUES

RECORD DAILY TURNOVER IN 2008

6 Oct 2008

	Turnover (in EUR)	Number of bargains	Volume in pieces
Order book trades	3,180,191	969	148,242
Cross trades (excluding block trades)	175,494	87	13,065
Block trades	25,294,535	1	604,998
Total	28,650,220	1,057	766,305

MAX AND MIN VALUE OF TURNOVER AND INDICES

	In 2008		1989-2007	
Monthly turnover - block trades excluded (in 000 EUR)	199,185.94	April	250,231.98	July 2006
Daily turnover - block trades excluded (in 000 EUR)	28,650.22	6 Oct 2008	42,083.43	10 Dec 2007
Number of bargains per day - block trades excluded	3,483.00	23 Jan 2008	6,391.00	27 Dec 2002
Value of block trade (in 000 EUR)	25,294.54	6 Oct 2008	75,012.95	23 Nov 2005
Max value of SBI 20 index	11,408.00	4 Jan 2008	12,242.01	31 Aug 2007
Min value of SBI 20 index	4,829.54	27 Oct 2008	891.93	10 Sep 1996
Max value of SBI TOP index	2,520.56	4 Jan 2008	2,674.69	31 Aug 2007
Min value of SBI TOP index	1,089.50	27 Oct 2008	534.14	8 Jul 2003
Other				
Market capitalisation of shares in EURm	17,923.60	31 Jan 2008	19,806	31 Aug 2007
Share in turnover of foreign investors	6.49%	31 Oct 2008	19.68%	31 Dec 2002

E3) NEW LISTED AND DELISTED SECURITIES AND CHANGES IN 2008

NEW LISTED SECURITIES

EQUITY MARKET - STANDARD MARKET

Issuer	Trading code	Type of share	Nominal value	Listing date	First trading day
POZAVAROVALNICA SAVA	POSR	common	no par value	11 Jun 2008	12 Jun 2008
ZAVAROVALNICA TRIGLAV	ZVTG	common	no par value	9 Sep 2008	9 Sep 2008
ABANKA VIPA	ABKN	common	no par value	27 Oct 2008	27 Oct 2008

EQUITY MARKET - ENTRY MARKET

Issuer	Trading code	Type of share	Listing date	First trading day
SIVENT	SING	common	21 Feb 2008	27 Feb 2008
FINETOL	FINR	common	25 Feb 2008	29 Feb 2008
D NALOŽBE	DFNR	common	28 Mar 2008	28 Mar 2008
DATALAB	DATR	common	30 Jun 2008	30 Jun 2008

BOND MARKET

Issuer	Trading code	Nomin. value of issue	Issue	Listing date	First trading day
REPUBLIKA SLOVENIJA	RS63	1,000,000,000 EUR	63 rd issue	7 Feb 2008	7 Feb 2008
FACTOR BANKA	FB16	5,000,000 EUR	16 th issue	12 Mar 2008	19 Mar 2008
FACTOR BANKA	FB19	12,155,000 EUR	19 th issue	12 Mar 2008	19 Mar 2008
PROBANKA	PRB9	25,000,000 EUR	9 th issue	11 Apr 2008	16 Apr 2008
FACTOR BANKA	FB20	13,090,000 EUR	20 th issue	12 Jun 2008	12 Jun 2008
DROGA KOLINSKA	DRK1	30,000,000 EUR	1 st issue	1 Jul 2008	1 Jul 2008
BANKA CELJE	BCE11	50,000,000 EUR	11 th issue	11 Jul 2008	11 Jul 2008
DELO PRODAJA	DPR1	2,000,000 EUR	1 st issue	21 Aug 2008	21 Aug 2008
FACTOR BANKA	FB21	7,338,000 EUR	21 st issue	9 Sep 2008	12 Sep 2008
NOVA LJUBLJANSKA BANKA	BDM1	12,500,000 EUR	1 st issue	19 Sep 2008	19 Sep 2008
NOVA LJUBLJANSKA BANKA	NLB24	100,000,000 EUR	24 th issue	19 Sep 2008	19 Sep 2008

FUND MARKET

Mutual fund	Trading code	Type of fund	Price of first trade	Listing date	First trading day
PB BIOTECH INDEX	PBDBI	ETF	0.963 EUR	17 Jun 2008	23 Jun 2008
PB URANIUM INDEX	PBDUI	ETF	0.982 EUR	17 Jun 2008	23 Jun 2008
INFOND GLOBAL	INDGL	actively managed fund	10.09 EUR	10 Oct 2008	10 Oct 2008
INFOND DYNAMIC	INDDY	actively managed fund	3.90 EUR	24 Oct 2008	24 Oct 2008

DELISTED SECURITIES

EQUITY MARKET - PRIME MARKET

Issuer	Trading code	Type of share	Delisting date
MERKUR	MER	common	7 Mar 2008

EQUITY MARKET - STANDARD MARKET

Issuer	Trading code	Type of share	Delisting date
GEODETSKI ZAVOD SLOVENIJE	GZRG	common	7 Jan 2008
ACH	ACLG	common	22 Aug 2008

EQUITY MARKET - ENTRY MARKET

Issuer	Trading code	Type of share	Delisting date
DZS	DZS	common	29 May 2008
TOVARNA SLADKORJA ORMOŽ	TSOG	common	2 Jul 2008
HIDROTEHNIK	VHLG	common	29 Jul 2008
ETRA 33	ETRG	common	29 Aug 2008
LIZ INŽENIRING	LIZG	common	15 Sep 2008

CLOSED-END FUND MARKET

Issuer	Trading code	Type of share	Delisting date
MAKSIMA ID	MAIR	common	29 May 2008
INFOND ID	IFIR	common	29 Aug 2008
INFOND ID 1	IFDR	common	13 Oct 2008

EXTENDED LISTING OF SECURITIES

EQUITY MARKET - PRIME MARKET

Issuer	Trading code	Type of share	extension	extension	Extension date
LUKA KOPER	LKPG	common	7,140,000	14,000,000	21 May 2008

EQUITY MARKET - STANDARD MARKET

Issuer	Trading code	Type of share	extension	extension	Extension date
PIVOVARNA LAŠKO	PILR	common	8,578,391	8,581,972	17 Jan 2008
PROBANKA	PRBP	preferred	396,235	396,295	5 Aug 2008
NOVA KBM	KBMR	common	23,357,984	26,081,979	30 Oct 2008

EQUITY MARKET - ENTRY MARKET

Issuer	Trading code	Type of share	extension	extension	Extension date
MP BPH	MPLR	common	80,000	800,000	14 Jan 2008 - split 1:10
ALPETOUR	APAG	common	385,831	497,847	14 May 2008
NFD HOLDING	NF2R	common	33,159,997	33,727,196	17 Jun 2008

REDUCED LISTING OF SECURITIES

EQUITY MARKET - STANDARD MARKET

Issuer	Trading code	Type of share	reduction	reduction	Reduction date
TERME ČATEŽ	TCRG	common	597,916	497,022	7 Mar 2008
ACH	ACLG	common	2,886,877	2,735,817	17 Apr 2008

EQUITY MARKET - ENTRY MARKET

Issuer	Trading code	Type of share	reduction	reduction	Reduction date
TOSAMA	TODG	common	295,670	290,000	20 Mar 2008

CLOSED-END FUND MARKET

Issuer	Trading code	Type of share	reduction	reduction	Reduction date
KRONA SENIOR ID	SNOG	common	7,316,086	6,895,504	11 Jun 2008

BOND MARKET

Issuer	Trading code	Issue	reduction	reduction	Reduction date
REPUBLIKA SLOVENIJA	RS38	38 th issue	820,216	688,470	3 Mar 2008
REPUBLIKA SLOVENIJA	RS54	54 th issue	3,000,000	1,957,000	3 Mar 2008
REPUBLIKA SLOVENIJA	RS57	57 th issue	6,629,324	6,223,274	3 Mar 2008
REPUBLIKA SLOVENIJA	RS44	44 th issue	296,493	183,396	11 Mar 2008
REPUBLIKA SLOVENIJA	RS50	50 th issue	571,596	531,370	11 Mar 2008
REPUBLIKA SLOVENIJA	RS54	54 th issue	1,957,000	1,828,310	11 Mar 2008
REPUBLIKA SLOVENIJA	RS18	18 th issue	500,000	450,166	11 Apr 2008
REPUBLIKA SLOVENIJA	RS44	44 th issue	183,396	106,483	11 Apr 2008
REPUBLIKA SLOVENIJA	RS48	48 th issue	600,000	564,652	11 Apr 2008
REPUBLIKA SLOVENIJA	RS50	50 th issue	531,370	485,270	11 Apr 2008
REPUBLIKA SLOVENIJA	RS53	53 rd issue	821,939	793,402	11 Apr 2008
REPUBLIKA SLOVENIJA	RS26	26 th issue	500,000	499,765	16 May 2008
REPUBLIKA SLOVENIJA	RS53	53 rd issue	793,402	792,909	16 May 2008

EXPIRED BONDS

Issuer	Trading code	Issue	Last trading day
BANKA CELJE	BCE6A	6 th issue	8 Feb 2007
FACTOR BANKA	FB13	13 th issue	21 Mar 2008
REPUBLIKA SLOVENIJA	RS52	52 nd issue	1 Apr 2008
REPUBLIKA SLOVENIJA	RS58	58 th issue	10 Apr 2008
NOVA LJUBLJANSKA BANKA	NLB12	12 th issue	24 Apr 2008
STANOVANJSKI SKLAD RS	SSR2	2 nd issue	7 May 2008
PROBANKA	PRB6	6 th issue	2 Jun 2008
ABANKA VIPA	AB13	13 th issue	24 Jun 2008
BANKA VIPA	VIP5	5 th issue	15 Jul 2008
POŠTNA BANKA SLOVENIJE	BCE5	5 th issue	31 Jul 2008
REPUBLIKA SLOVENIJA	RS39	39 th issue	8 Sep 2008
FACTOR BANKA	FB08	8th issue	15 Oct 2008

CHANGES IN NOMINAL VALUE

ISSUER	value	Present nominal value	Number of shares traded	New trading code	Market	Change date
TERME ČATEŽ	6,000 SIT	no-par value	497,022	TCRG (no change)	Standard market	12 Mar 2008
TOSAMA	10,000 SIT	no-par value	290,000	TODG (no change)	Entry market	21 Mar 2008
ACH	1,000 SIT	no-par value	2,735,817	ACLG (no change)	Standard market	16 Apr 2008
MAKSIMA HOLDING	1,000 SIT	no-par value	6,399,850	MAHR (no change)	Entry market	2 Jun 2008
TEKSTINA	1,000 SIT	no-par value	1,127,293	TEAG (no change)	Entry market	11 Jun 2008
INTERTRADE ITA	10,000 SIT	no-par value	69,531	INGR (no change)	Entry market	31 Jun 2008
KOŠAKI TMI	10,000 SIT	no-par value	135,000	SALR (no change)	Entry market	14 Aug 2008
SALUS	1,000 SIT	no-par value	43,236	TKMG (no change)	Standard market	26 Aug 2008
ZVON ENA HOLDING	1,000 SIT	no-par value	12,431,743	ZVHR (no change)	Entry market	28 Aug 2008
TRDNJAVA HOLDING	1,000 SIT	no-par value	2,593,123	TR0R (no change)	Entry market	1 Sep 2008
TRDNJAVA I HOLDING	1,000 SIT	no-par value	891,750	TR1R (no change)	Entry market	1 Sep 2008
SAVA	10,000 SIT	no-par value	2,006,987	SAVA (no change)	Standard market	2 Sep 2008
NAMA	1,000 SIT	no-par value	953,795	NALN (no change)	Entry market	3 Sep 2008
ZVON DVA HOLDING	1,000 SIT	no-par value	14,120,934	ZV2R (no change)	Entry market	4 Sep 2008
PETROL	6,000 SIT	no-par value	2,086,301	PETG (no change)	Prime market	8 Sep 2008
VELANA	1,000 SIT	no-par value	1,409,645	VLJG (no change)	Entry market	9 Sep 2008
MKT PRINT	10,000 SIT	no-par value	103,954	MKTG (no change)	Entry market	10 Sep 2008
MERCATOR	10,000 SIT	no-par value	3,765,361	MELR (no change)	Prime market	19 Sep 2008
ALPOS	10,000 SIT	no-par value	144,913	APOG (no change)	Entry market	22 Sep 2008
MARINA PORTOROŽ	2,000 SIT	no-par value	313,932	MAPG (no change)	Entry market	20 Oct 2008

F) LIST OF SECURITIES

F1) EQUITY MARKET

PRIME MARKET

	Issuer	Trading code	First trading day	Nominal value of issue listed	Number of shares traded	Isin code	Sector
1	GORENJE, VELENJE	GRVG	10 Nov 2000 (2 June 1998 free market)	no par value	14,030,000	SI 003110407 6	household appliances
2	INTEREUROPA, KOPER	IEKG	12 Jan 1998	no par value	7,902,413	SI 003110009 0	retail trade
3	LUKA KOPER	LKPG	20 Nov 1996	no par value	14,000,000	SI 003110134 6	transport
4	KRKA TOVARNA ZDRAVIL, NOVO MESTO	KRKG	4 Nov 1997	no par value	35,426,120	SI 003110212 0	pharmaceutical & chemical industry
5	MERCATOR, LJUBLJANA	MELR	22 Dec 1997	no par value	3,765,361	SI 003110008 2	commerce industry, agriculture
6	PETROL, LJUBLJANA	PETG	5 May 1997	no par value	2,086,301	SI 003110215 3	crude-oil and gas trade
7	TELEKOM SLOVENIJE	TLSG	2 Oct 2006	no par value	6,535,478	SI 003110429 0	telecommunication

STANDARD MARKET - COMMON SHARES

	Issuer	Trading code	First trading day	Nominal value of issue listed	Number of shares traded	Isin code	Sector
1	ABANKA VIPA	ABKN	27 Oct 2008	no par value	7,198,864	SI 002110860 8	banking
2	AERODROM, LJUBLJANA	AELG	8 Oct 1997	no par value	1,936,229	SI 003110327 6	airport services
3	DELO PRODAJA	DPRG	12 Feb 2001	no par value	593,549	SI 003110707 9	trade
4	ETOL, CELJE	ETOG	21 Feb 1997	no par value	254,619	SI 003110133 8	essential oils and fragrances production
5	ISKRA AVTOELEKTRIKA	IALG	16 Oct 2006	no par value	1,608,313	SI 003110704 6	production of electrical equipment for machinery and vehicles
6	ISTRABENZ, KOPER	ITBG	16 June 1997	no par value	5,180,000	SI 003110207 0	holding companies management
7	KOMPAS MTS	MTSG	8 Dec 2000	no par value	594,601	SI 003110370 6	catering service, border-crossing and tourist services
8	MLINOTEST, AJDOVŠČINA	MAJG	3 Apr 2000	no par value	2,389,177	SI 003110820 0	food processing industry
9	NIKA, BREŽICE	NIKN	23 June 1992	no par value	189,876	SI 003110079 3	financial consultancy and services
10	NOVA KBM	KBMR	10 Dec 2007	no par value	26,081,979	SI 002110405 2	banking
11	PIVOVARNA LAŠKO	PILR	1 Feb 2000	no par value	8,581,972	SI 003110741 8	brewery
12	POZAVAROVALNICA SAVA	POSR	12 Jun 2008	no par value	9,362,519	SI 002111051 3	reinsurance
13	SALUS, LJUBLJANA	SALR	16 Jan 1992	no par value	134,980	SI 003110568 5	full-line pharmaceutical wholesale
14	SAVA, KRANJ	SAVA	6 Jan 2000	no par value	2,006,987	SI 003110845 7	chemicals
15	TERME ČATEŽ	TCRG	26 Aug 1993	no par value	497,022	SI 003110063 7	health resort
16	ZAVAROVALNICA TRIGLAV	ZVTG	9 Sep 2008	no par value	22,735,148	SI 002111165 1	insurance company
17	ŽITO, LJUBLJANA	ZTOG	20 Mar 2000	no par value	355,792	SI 003110844 0	flour, bread, pasta and sweets production

STANDARD MARKET - PREFERRED SHARES

	Issuer	Trading code	First trading day	Nominal value of issue listed	Number of shares traded	Isin code	Sector
1	PROBANKA, MARIBOR	PRBP	30 Mar 1993	no par value	396,295	SI 002120040 5	banking

ENTRY MARKET - COMMON SHARES

	Issuer	Trading code	First trading day	Nominal value of issue listed	Number of shares traded	Isin code	Sector
1	AKTIVA NALOŽBE, LJUBLJANA	ATPG	27 Feb 2004	no par value	16,328,251	SI 002111216 2	holding companies management
2	ALPETOUR POTOVALNA AGENCIJA	APAG	2 Aug 2000	no par value	497,847	SI 003110989 3	passengers transport
3	ALPOS	APOG	10 Apr 2006	no par value	144,913	SI 003111342 4	production of metal goods and equipment
4	CENTER NALOŽBE	IFHR	22 Jul 2004	no par value	3,777,004	SI 002111308 7	holding companies management
5	CETIS, CELJE	CETG	10 Mar 1997	no par value	200,000	SI 003110084 3	paper industry and graphics
6	CINKARNA, CELJE	CICG	6 Mar 1998	no par value	814,626	SI 003110380 5	metallurgic and chemical industry
7	D NALOŽBE	DFNR	31 Mar 2008	no par value	90,810	SI 003111394 5	holding companies management
8	DATALAB	DATR	30 Jun 2008	no par value	106,519	SI 003111451 3	software development
9	ELMO, LJUBLJANA	IELG	22 Feb 2001	no par value	708,000	SI 003111026 3	electrical installations
10	FINETOL	FINR	29 Feb 2008	no par value	254,619	SI 002111396 2	holding companies management
11	GEA TOVARNA OLJA	GSBG	30 June 1996	no par value	1,254,960	SI 003110129 6	oil - producing industry
12	GORENJSKI TISK, KRANJ	GTKG	19 Sep 1996	no par value	963,349	SI 003110119 7	graphics services
13	GORIŠKE OPEKARNE, RENČE	GORG	8 Mar 1999	no par value	523,634	SI 003110499 3	production of different clay brick products
14	GRAND HOTEL UNION	GHUG	5 Jan 2000	no par value	1,814,613	SI 003110865 5	hotel industry
15	HELIOS, DOMŽALE	HDOG	19 Sep 1996	11,694,732 SIT	278,446	SI 003110114 8	intermediary on fuel, mine sector
16	HRAM HOLDING	ST1R	27 Jan 2004	no par value	4,346,667	SI 002111210 5	holding companies management
17	INFOND HOLDING	IFFR	23 Sep 2002	no par value	16,833,414	SI 002111076 0	holding companies management
18	INLES, RIBNICA	IHPG	8 Oct 1999	no par value	712,410	SI 003110745 9	production of furniture
19	INTERTRADE ITA	INRG	20 Oct 1997	2,920,302 EUR	69,531	SI 003110333 4	mechanical engineering representative
20	JADRAN, SEŽANA	JASG	23 Sep 1996	no par value	165,302	SI 003110154 4	commerce industry
21	JAVOR, PIVKA	JPIG	13 Nov 2000	no par value	1,194,700	SI 003110910 9	production of plywood, bound and layer wood, fibre and other slabs
22	JELEN, SLOVENSKE KONJICE	JESG	29 Nov 1999	67,798,000 EUR	67,798	SI 003110430 8	restaurant & hotel capacities
23	JUTEKS, ŽALEC	JTKG	2 Nov 1999	no par value	641,432	SI 003110786 3	floor panel production on various linings
24	KD GROUP	KDHR	5 Feb 2001	no par value	2,675,640	SI 003111046 1	holding companies management
25	KOŠAKI TMI, MARIBOR	TKMG	11 Oct 1999	no par value	43,236	SI 003110424 1	secondary meat industry and production of meat products

26	KRONA HOLDING	KRHR	9 May 2002	no par value	3,295,357	SI 002111124 8	holding companies management
27	KS NALOŽBE	KSFR	24 Dec 2007	no par value	3,909,878	SI 002111385 5	holding companies management
28	LESNINA	MILG	12 Jan 2002	no par value	76,495	SI 003111116 2	wholesale and retail of furniture
29	MARINA, PORTOROŽ	MAPG	19 Sep 1996	no par value	313,932	SI 003110058 7	nautical and hotel industry
30	MAKSIMA HOLDING	MAHR	6 May 2003	no par value	6,399,850	SI 002111151 1	holding companies management
31	MAKSIMA INVEST	MKIR	26 Oct 2004	no par value	7,451,949	SI 002111319 4	holding companies management
32	MEDVEŠEK PUŠNIK, LJUBLJANA	MPLR	12 Dec 1997	no par value	800,000	SI 002110324 5	financial consulting
33	MEDVEŠEK PUŠNIK DZU	MDUR	13 Dec 2007	no par value	75,000	SI 002111160 2	holding companies management
34	MELAMIN, KOČEVJE	MKOG	23 Sep 1996	no par value	349,913	SI 003110130 4	chemical industry
35	MERCATA	MR0R	27 Jul 2004	no par value	2,891,874	SI 002111199 0	holding companies management
36	MESNA INDUSTRIJA PRIMORSKE	MIPG	19 June 2000	no par value	1,978,742	SI 003110969 5	meat processing industry, wholesale and retail trade with provisions
37	MKT PRINT	MKTG	11 Oct 1999	no par value	103,954	SI 003110094 2	printing, publishing, retail and wholesale
38	MODRA LINIJA HOLDING	MLHR	20 Nov 2002	no par value	2,192,411	SI 002111058 8	holding companies management
39	M1	MR1R	4 Aug 2004	no par value	3,932,515	SI 002111311 1	holding companies management
40	NAMA, LJUBLJANA	NALN	30 Apr 2004	no par value	953,795	SI 003110269 0	retail trade and renting of business premises
41	NFD HOLDING	NF2R	10 Dec 2003	no par value	33,727,196	SI 002111200 6	holding companies management
42	NIKO, ŽELEZNIKI	NKPG	17 Sep 1999	no par value	35,875	SI 003110717 8	office material, industrial paper-clips, electromagnets and other metal mechanisms production
43	PLAMA PUR	POPG	6 Dec 1999	no par value	686,798	SI 003110822 6	production and refashioning of poliuretanic (plastic) foams
44	KD	SKDR	21 Dec 2000	no par value	186,436	SI 003111016 4	holding companies management
45	SIVENT	SING	27 Feb 2008	no par value	1,229,712	SI 002111139 6	venture capital investing
46	SLOVENIJALES, LJUBLJANA	SLLG	8 May 1996	no par value	273,377	SI 003110040 5	commerce, engineering, representation
47	TEKSTINA, AJDOVŠČINA	TEAG	12 Feb 1997	no par value	1,127,293	SI 003110221 1	textile industry
48	TERME DOBRNA	ZDDG	5 July 1999	692,542,000 EUR	692,542	SI 003110539 6	medical services, tourist and hotel trade
49	TOSAMA, DOMŽALE	TODG	13 Sep 1996	no par value	290,000	SI 003110136 1	sanitary material production
50	TRDNJAVA HOLDING	TR0R	31 Mar 2004	no par value	2,593,123	SI 002111219 6	holding companies management
51	TRDNJAVA I HOLDING	TR1R	31 Mar 2004	no par value	891,750	SI 002111220 4	holding companies management
52	TRIGLAV NALOŽBE	TRSG	7 Apr 2004	no par value	13,182,366	SI 002111223 8	holding companies management
53	TUB SWATY, MARIBOR	TUBG	30 Dec 1997	no par value	288,940	SI 003110344 1	production and trade of knife grinders
54	VELANA, LJUBLJANA	VLJG	23 Dec 2002	no par value	1,409,645	SI 003110069 4	non-clothing textile manufacturer
55	VIPA HOLDING	VHDR	5 Nov 2003	no par value	7,347,565	SI 002111131 3	other financial intermediation
56	ZDRAVILIŠČE ROGASKA	RGS	11 Feb 1999	901,581,000 EUR	901,581	SI 003110489 4	health resort
57	ZLATA MONETA II finančna družba	ZM2R	13 Nov 2003	no par value	8,232,861	SI 002111198 2	other financial intermediation
58	ZVON ENA HOLDING	ZVHR	30 Oct 2003	no par value	12,431,743	SI 002111177 6	holding companies management
59	ZVON DVA HOLDING ŽELEZARNA RAVNE - MONTER	ZV2R	25 Feb 2004	no par value	14,120,934	SI 002111215 4	holding companies management
60	DRAVOGRAD	ZMDG	17 Sep 1999	no par value	336,225	SI 003110696 4	management of investment portfolios of subsidiaries

ENTRY MARKET - PREFERRED SHARES

	Issuer	Trading code	First trading day	Nominal value of issue listed	Number of shares traded	Isin code	Sector
1	KD GROUP	KDHP	18 July 2001	no par value	266,413	SI 003120050 2	holding companies management
2	PRVA GROUP	PPDG	20 Jul 2005	7,140,000 EUR	170,000	SI 002120064 5	pension insurance
3	ZDRAVILIŠČE ROGASKA	RGP	11 Feb 1999	56,204,000 EUR	28,102	SI 003120028 8	health resort

F) LIST OF SECURITIES

F2) BOND MARKET

CORPORATE BONDS

	Issuer	Trading code	First trading day	Nominal value of issue traded	Coupon interest rate	Maturity	Sector
1	ABANKA VIPA	AB06	25 Nov 2002	13,500,000 EUR	5.9% p.a.	2002-2009	banking
2	ABANKA VIPA	AB07	30 Oct 2003	17,300,000 EUR	5.3% p.a.	2003-2010	banking
3	ABANKA VIPA	AB08	16 Oct 2006	10,000,000 EUR	4.9% p.a.	2003-2011	banking
4	ABANKA VIPA	AB09	16 Oct 2006	10,000,000 EUR	4.7% p.a.	2003-2011	banking
5	ABANKA VIPA	AB10	16 Oct 2006	21,000,000 EUR	4.6% p.a.	2004-2011	banking
6	ABANKA VIPA	AB11	30 Jun 2006	20,865,000 EUR	4.0% p.a.	2005-2010	banking
7	ABANKA VIPA	AB12	30 Jun 2006	20,865,000 EUR	3.8% p.a.	2005-2010	banking
8	ABANKA VIPA	VIP6	6 Mar 2000	2,000,000 EUR	5.5% p.a.	1999-2009	banking
9	ABANKA VIPA	VIP7	19 July 2001	2,000,000 EUR	6.2% p.a.	2001-2010	banking
10	BANKA CELJE	BCE9	16 Oct 2006	20,864,500 EUR	3.8% p.a.	2005-2010	banking
11	BANKA CELJE	BCE7	17 Nov 2003	10,000,000 EUR	5.15% p.a.	2003-2010	banking
12	BANKA CELJE	BCE8	26 Oct 2004	12,500,000 EUR	4.9% p.a.	2004-2011	banking
13	BANKA CELJE	BCE10	12 Sep 2007	37,000,000 EUR	5.0% p.a.	2007-2017	banking
14	BANKA CELJE	BCE11	11 Jul 2008	50,000,000 EUR	6m EURIBOR + 200 b.p.	2008-openend	banking
15	BANKA ZASAVJE	BZ03	27 Jul 2004	5,000,000 EUR	4.5% p.a.	2004-2011	banking
16	CIMOS	CIM1	21 Jul 2005	20,000,000 EUR	5.75% p.a.	2004-2011	automobile industry
17	DARS	DRS1	30 Dec 2004	56,042,047 EUR	5.1% p.a.	2004-2024	performing financial engineering, preparatory, organization and policy making of building, maintenance of road network and management of super highways in Republic of Slovenia
18	DARS	DRS2	8 Nov 2005	61,758,920 EUR	4.5% p.a.	2005-2025	performing financial engineering, preparatory, organization and policy making of building, maintenance of road network and management of super highways in Republic of Slovenia
19	DARS	DRS3	3 Feb 2006	42,563,580 EUR	4,0% p.a.	2005-2020	performing financial engineering, preparatory, organization and policy making of building, maintenance of road network and management of super highways in Republic of Slovenia
20	DELO PRODAJA	DPR1	21 Aug 2008	2,000,000 EUR	6m EURIBOR + 0,6%	2008-2018	trade
21	DEOS	DEO1	28 Sep 2005	5,825,900 EUR	6% p.a.	2004-2014	the construction and maintenance of safe homes
22	DROGA KOLINSKA	DRK1	1 Jul 2008	30,000,000 EUR	5,50% p.a.	2007-2010	
23	FACTOR BANKA	FB14	7 Mar 2007	12,160,000 EUR	4,0% p.a.	2006-2012	banking
24	FACTOR BANKA	FB15	4 May 2007	9,000,000 EUR	6m EURIBOR + 1,05% p.a.	2006-2012	banking
25	FACTOR BANKA	FB16	19 Mar 2008	5,000,000 EUR	5,75% p.a.	2007-openend	banking
26	FACTOR BANKA	FB17	2 Oct 2007	25,000,000 EUR	6m EURIBOR + 60 b.p.	2007-2011	banking
27	FACTOR BANKA	FB19	19 Mar 2008	12,155,000 EUR	6m EURIBOR + 95 b.p.	2007-2010	banking
28	FACTOR BANKA	FB06	23 May 2005	4,196,500 EUR	2 % + 6month EURIBOR	2002-2009	banking
29	FACTOR BANKA	FB09	10 May 2005	5,927,000 EUR	4,8% p.a.	2004-2014	banking
30	FACTOR BANKA	FB11	25 Oct 2005	13,000,000 EUR	1.5% + 6 month EURIBOR	2005-2020	banking
31	FACTOR BANKA	FB12	7 Mar 2006	10,425,000 EUR	3,75% p.a.	2005-2010	banking
32	FACTOR BANKA	FB20	12 Jun 2008	13,090,000 EUR	6m EURIBOR + 160 b.p.	2008-2013	banking
33	FACTOR BANKA	FB21	12 Sep 2008	7,338,000 EUR	6m EURIBOR + 160 b.p.	2008-2013	banking
34	FMR	FMR1	5 May 2005	5,000,000 EUR	4,6 % p.a.	2004-2009	holding companies management
35	HOTELI BERNARDIN	HTB1E	28 June 1999	10,225,800 EUR	8,5% p.a.	1999-2009	hotel and restaurant activities
36	KB1909	KBG1	10 Oct 2007	10,000,000 EUR	6m EURIBOR + 125 b.p.	2006-2011	financial services and holding companies management
37	KD HOLDING	KDH1	16 Dec 2005	40,000,000 EUR	5,45% p.a.	2005-2015	holding companies management
38	KD HOLDING	KDH2	7 Apr 2006	40,000,000 EUR	4,85% p.a.	205-2015	holding companies management
39	NOVA KBM	KBM5	26 Oct 2004	25,037,400 EUR	5,3% p.a.	2004-2009	banking
40	NOVA KBM	KBM7	30 Jun 2005	29,210,300 EUR	4,1% p.a.	2004-2011	banking
41	NOVA KBM	KBM8	30 Jun 2005	29,210,300 EUR	3,9% p.a.	2005-2010	banking
42	NOVA LJUBLJANSKA BANKA	BDM1	19 Sep 2008	12,500,000 EUR	6m EURIBOR + 140 b.p.	2008-2013	banking
43	NOVA LJUBLJANSKA BANKA	NLB14	16 Oct 2006	17,000,000 EUR	5% p.a.	2003-2008	banking
44	NOVA LJUBLJANSKA BANKA	NLB15	16 Oct 2006	54,717,569 EUR	4,8% p.a.	2004-2012	banking
45	NOVA LJUBLJANSKA BANKA	NLB11	18 Jun 2003	26,326,000 EUR	5,1% p.a.	2002-2009	banking
46	NOVA LJUBLJANSKA BANKA	NLB13	14 Nov 2003	48,962,722 EUR	7% p.a.	2003-2013	banking
47	NOVA LJUBLJANSKA BANKA	NLB16	30 Jun 2005	32,363,761 EUR	4,0% p.a.	2004-2009	banking
48	NOVA LJUBLJANSKA BANKA	NLB17	30 Jun 2005	42,435,889 EUR	3,85% p.a.	2005-2011	banking
49	NOVA LJUBLJANSKA BANKA	NLB18	29 Dec 2005	62,593,500 EUR	4,15% p.a.	2005-2015	banking
50	NOVA LJUBLJANSKA BANKA	NLB19	29 Dec 2005	41,729,000 EUR	4,0% p.a.	2005-2016	banking
51	NOVA LJUBLJANSKA BANKA	NLB20	25 Aug 2006	23,827,259 EUR	3,75% p.a. first 3 years, then 6m EURIBOR + 30 b.p.	2006-2013	banking
52	NOVA LJUBLJANSKA BANKA	NLB21	27 Dec 2006	29,001,655 EUR	4,0% p.a.	2006-2009	banking
53	NOVA LJUBLJANSKA BANKA	NLB22	11 Jan 2007	29,894,000 EUR	6m EURIBOR + 25 b.p.	2006-2011	banking
54	NOVA LJUBLJANSKA BANKA	NLB23	28 Nov 2007	54,200,000 EUR	3m EURIBOR + 20 b.p.	2007-2012	banking
55	NOVA LJUBLJANSKA BANKA	NLB24	19 Sep 2008	100,000,000 EUR	6m EURIBOR + as specified in Prospectus 4.7	2008-2013	banking
56	POSLOVNI SISTEM MERCATOR	MEO1	16 Oct 2006	36,540,000 EUR	4,8% p.a.	2004-2011	commerce industry, agriculture
57	POŠTNA BANKA SLOVENIJE	PBS6	16 Oct 2006	4,172,900 EUR	4,4% p.a.	2004-2012	banking
58	POŠTNA BANKA SLOVENIJE	PBS7	16 Oct 2006	16,691,600 EUR	4,7% p.a.	2004-2011	banking

59	POTEZA NALOŽBE	PNO1	29 Sep 2004	10,000,000 EUR	5.25% p.a.	2003-2011	enterprise and business counseling
60	PROBANKA	PRB9	16 Apr 2008	25,000,000 EUR	3m EURIBOR +1.5% (2.7 after 10 years)	2007-openend	banking
61	PROBANKA, MARIBOR	PRB7	16 Oct 2006	12,000,000 EUR	5.2% p.a.	2004-2010	banking
62	PROBANKA, MARIBOR	PRB8	16 Mar 2007	9,200,000 EUR	3.9% p.a.	2006-2012	banking
63	SIP, STROJNA INDUSTRIJA	SIPBE	19 June 2000	1,763,985 EUR	6% p.a.	1999-2009	manufacturing farm equipment
64	STANOVANJSKI SKLAD RS	SSR1E	4 Jul 1996	3,628,440 EUR	6% p.a.	1995-2010	national mortgage agency
65	STANOVANJSKI SKLAD RS	SSR3	16 Oct 2006	8,345,800 EUR	TOM + 6.10% p.a.	2001-2011	national mortgage agency

INSURANCE

	Issuer	Trading code	First trading day	Nominal value of issue traded	Coupon interest rate	Maturity	Sector
1	ZAVAROVALNICA TRIGLAV	ZT01	2 Jun 2004	30,000,000 EUR	5.125% p.a.	2003-2013	insurance

MUNICIPAL and GOVERNMENT BONDS

	Issuer	Trading code	First trading day	Nominal value of issue traded	Coupon interest rate	Maturity	Sector
1	REPUBLIC OF SLOVENIA	RS18	15 May 2000	45,016,600 EUR	6% p.a.	2000-2010	government bond
2	REPUBLIC OF SLOVENIA	RS21	18 Nov 2002	46,845,764 EUR	1% p.a. + TOM	2001-2015	government bond
3	REPUBLIC OF SLOVENIA	RS23	20 Feb 2001	40,000,000 EUR	6% p.a.	2001-2011	government bond
4	REPUBLIC OF SLOVENIA	RS26	14 June 2001	49,976,500 EUR	5.375% p.a.	2001-2011	government bond
5	REPUBLIC OF SLOVENIA	RS29	25 Jan 2002	55,000,000 EUR	5.375% p.a.	2002-2012	government bond
6	REPUBLIC OF SLOVENIA	RS32	25 Jan 2002	23,865,500 EUR	5.375% p.a.	2002-2012	government bond
7	REPUBLIC OF SLOVENIA	RS33	9 Apr 2002	127,166,004 EUR	8% p.a.	2002-2022	government bond
8	REPUBLIC OF SLOVENIA	RS38	30 Apr 2002	68,847,000 EUR	5.63% p.a.	2002-2017	government bond
9	REPUBLIC OF SLOVENIA	RS44	29 Nov 2002	4,443,536 EUR	6.65% p.a.	2002-2012	government bond
10	REPUBLIC OF SLOVENIA	RS48	10 Dec 2002	56,465,200 EUR	4.75% p.a.	2002-2012	government bond
11	REPUBLIC OF SLOVENIA	RS49	22 Jan 2003	29,632,020 EUR	4.75% p.a.	2003-2022	government bond
12	REPUBLIC OF SLOVENIA	RS50	11 Mar 2003	48,527,000 EUR	4.50% p.a.	2003-2013	government bond
13	REPUBLIC OF SLOVENIA	RS53	17 Apr 2003	79,290,900 EUR	4.875% p.a.	2003-2018	government bond
14	REPUBLIC OF SLOVENIA	RS54	29 Oct 2003	76,295,376 EUR	5.75% p.a.	2003-2013	government bond
15	REPUBLIC OF SLOVENIA	RS56	24 Feb 2004	202,023,193 EUR	4.875% p.a.	2004-2009	government bond
16	REPUBLIC OF SLOVENIA	RS57	29 Mar 2004	259,697,224 EUR	4.875% p.a.	2004-2014	government bond
17	REPUBLIC OF SLOVENIA	RS59	2 Feb 2005	1,066,332,031 EUR	4% p.a.	2005-2016	government bond
18	REPUBLIC OF SLOVENIA	RS60	14 Apr 2005	368,623,416 EUR	3.5 % p.a.	2005-2010	government bond
19	REPUBLIC OF SLOVENIA	RS61	24 Jan 2006	328,861,569 EUR	3.25 % p.a.	2006-2011	government bond
20	REPUBLIC OF SLOVENIA	RS62	24 Jan 2006	390,540,053 EUR	3.5 % p.a.	2005-2017	government bond
21	REPUBLIC OF SLOVENIA	RS63	11 Feb 2008	1,000,000,000 EUR	4.375 % p.a.	2008-2019	government bond
22	SLOVENSKA ODŠKODNINSKA DRUŽBA	SOS2E	7 Apr 1997	718,667,072 EUR	6 % p.a.	1996-2016	meeting commitments deriving from denationalisation process

TOM (abbreviation for: "temeljna obrestna mera"- base interest rate) - indexation factor, calculated as twelve month average of monthly consumer price index

F3) FUND MARKET

	Open-end fund	Trading code	First trading day	Value of first trade	Number of coupons traded	Isin code	Type
1	Infond Global	INDGL	10 Oct 2008	10.09	8,417,420	SI 002140112 8	mutual fund
2	Infond Dynamic	INDDY	24 Oct 2008	3.90	5,289,965	SI 002140113 6	mutual fund
3	MP-BALKAN.SI	MPBL	24 Nov 2006	62.36	414,992	SI 002140002 1	mutual fund
4	MP-EUROSTOCK.SI	MPEU	16 Jun 2006	5.47	1,154,777	SI 002140001 3	mutual fund / ETF
3	PB Biotech Index	PBDBI	23 Jun 2008	0.963	663,529	SI 002140092 2	mutual fund / ETF
4	PB Uranium Index	PBDUI	23 Jun 2008	0.982	806,137	SI 002140093 0	mutual fund / ETF
3	Probanka globalni naložbeni sklad	PBGS	24 Nov 2006	0.710	89,294,954	SI 002140003 9	mutual fund

F4) CLOSED-END FUND MARKET

	Issuer	Trading code	First trading day	Nominal value of shares traded	Number of shares traded	Isin code	Sector
1	KD ID	KDIR	9 Feb 2001	no par value	9,181,542	SI 002111341 8	investment fund
2	KRONA SENIOR ID	SNOG	8 Dec 1998	no par value	6,895,504	SI 002110590 1	investment fund
3	NFD 1 DELNIŠKI INVESTICIJSKI SKLAD	NFIN	26 Oct 1998	no par value	160,580,300	SI 002110600 8	investment fund
4	ZVON ENA ID	ZVIR	24 Nov 2003	no par value	2,277,577	SI 002111178 4	investment fund