



LJUBLJANA STOCK EXCHANGE
Investment Point of Slovenia.

MONTHLY STATISTICS
LJUBLJANA STOCK EXCHANGE
FEBRUARY 2009
Year XV., No. 2/09

TURNOVER

Market	Turnover (in 000 EUR)	Volume in pieces	Number of trades
Shares	25,542	1,023,016	10,408
Prime Market	19,758	488,534	6,311
Standard Market	3,945	178,623	1,996
Entry Market	1,839	355,859	2,101
Bonds	26,069	450,707	441
Investment coupons	399	443,008	425
Closed-end Funds Shares	1,387	943,570	872
Short-term securities	0	0	0
Total	53,396	2,860,301	12,146

MARKET SIZE

Market	Market capitalisation EURm	(n Number of securities	Number of issuers
Shares	8,254	84	82
Prime Market	4,345	7	7
Standard Market	2,354	18	18
Entry Market	1,555	59	57
Bonds	7,843	89	22
Investment coupons	127	7	3
Closed-end Funds Shares	238	4	4
Total	16,461	184	104

MONTHLY TURNOVER BY MARKETS
IN 000 EUR - SHARES

	Regulated market		Off-market trades*
	Normal trades	Block Trades	
feb.08	95,433	4,989	151,846
mar.08	102,237	6,416	276,497
apr.08	121,102	3,630	364,763
may.08	47,608	6,722	150,773
jun.08	42,957	1,651	175,915
jul.08	43,690	7,681	94,723
aug.08	26,774	4,975	170,282
sep.08	71,739	2,931	252,186
oct.08	86,192	1,570	203,769
nov.08	50,776	789	109,498
dec.08	41,450	917	373,776
jan.09	26,547	430	54,004
feb.09	25,222	319	98,705

* appreciation of off-market transactions with listed securities based on volume of off-market transaction and their monthly average prices

PRIME MARKET SHARES

	Turnover (in 000 EUR)	Number of trades	Market capitalisation EURm
GORENJE	1,722	856	127
INTEREUROPA	290	201	69
KRKA	14,120	4,172	1,872
LUKA KOPER	427	228	318
MERCATOR	748	213	604
PETROL	680	279	551
TELEKOM SLOVENIJE	1,771	362	804
SKUPAJ	19,758	6,311	4,345

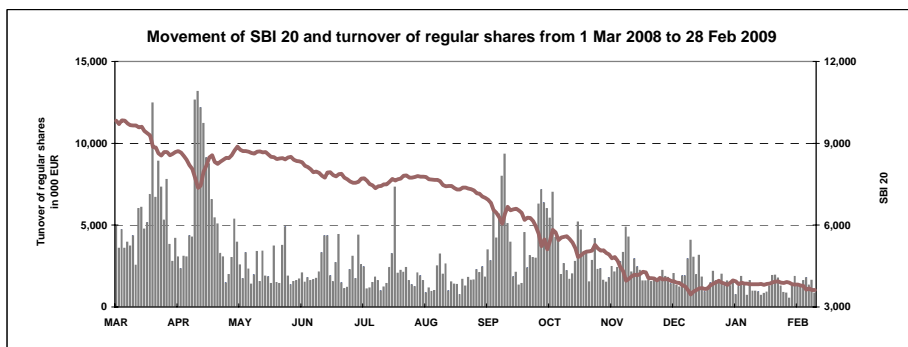
MONTHLY TURNOVER BY MARKETS
IN 000 EUR - OTHER SECURITIES

	Regulated market		Off-market trades*
	Normal trades	Block trades	
feb.08	12,522	5,971	1,278,971
mar.08	14,031	14,273	438,969
apr.08	15,690	58,765	204,176
may.08	14,464	3,430	103,687
jun.08	11,973	6,291	180,208
jul.08	8,934	404	159,862
aug.08	6,660	1,450	98,979
sep.08	15,303	5,910	182,701
oct.08	18,460	50,857	247,663
nov.08	11,606	9,369	74,317
dec.08	17,241	16,038	132,789
jan.09	6,065	3,347	153,211
feb.09	7,077	20,778	1,708,816

* appreciation of off-market transactions with listed securities based on volume of off-market transaction (Market Maker Trading Segment trades excluded) and their monthly average prices

INDICES

STOCK EXCHANGE INDICES	Monthly return (28 Feb 2009 / 31 Jan 2009)	Current return (28 Feb 2009 / 29 Dec 2008)	Annual return (28 Feb 2009 / 29 Feb 2008)
Slovene Stock Exchange Index (SBI20)	-5.71%	-2.12%	-63.97%
Slovene Blue-Chip Index (SBI TOP)	-4.72%	0.38%	-61.42%





LJUBLJANA STOCK EXCHANGE
Investment Point of Slovenia.

ISSUER

Ljubljana Stock Exchange Inc.
Slovenska 56
1000 Ljubljana

INFORMATION

E-mail:	info@ljse.si
Phone:	+386 1 47-10-211 +386 1 47-10-318
Contact persons:	Nataša Žabkar, Boštjan Šbül

STATISTICS ON WEB:

<http://www.ljse.si/cgi-bin/jve.cgi?doc=1989&sid=oW6SxKEMNaGgXs4b>

The screenshot displays the Ljubljana Stock Exchange (BORZA) website interface. At the top, the logo and name 'LJUBLJANA STOCK EXCHANGE' are visible, along with the tagline 'Investment Point of Slovenia'. The navigation bar includes links for 'WHAT'S NEW', 'MARKET DATA', 'PRODUCTS & SERVICES', 'FOR ISSUERS', 'MEMBERS', and 'ABOUT THE LJSE'. The main content area is divided into several sections:

- INDICES on Jan 7, 2009 at 13:33:** A table showing the SBI20 and SBITOP indices with their values, absolute changes, and relative changes.
- Line Chart:** A line graph showing the SBI20 index performance from 10:00 to 13:00.
- PRIME MARKET SHARES on Jan 7, 2009 at 13:33:** A table listing the top 5 trading volumes for various stocks, including symbols, values, changes, and turnover.
- TOP 3 GAINERS / DECLINERS on Jan 7, 2009 at 13:33:** A table showing the top performing and underperforming stocks, including symbols, values, number of trades, and relative changes.
- News and Announcements:** A section titled 'PRIME MARKET LATEST ANNOUNCEMENTS' listing several company-related news items, such as KRKA, d.d., and MERCATOR, d.d.
- Navigation and Search:** A search bar for web content and securities, and a 'WHAT'S NEW' section with a report from the Ljse Supervisory Board.
- Left Sidebar:** Contains links for 'LJSEPRIME', 'Going public', 'Locate a broker', 'LJSE trading real-time', 'Data on securities', and 'QUICK LINKS'.

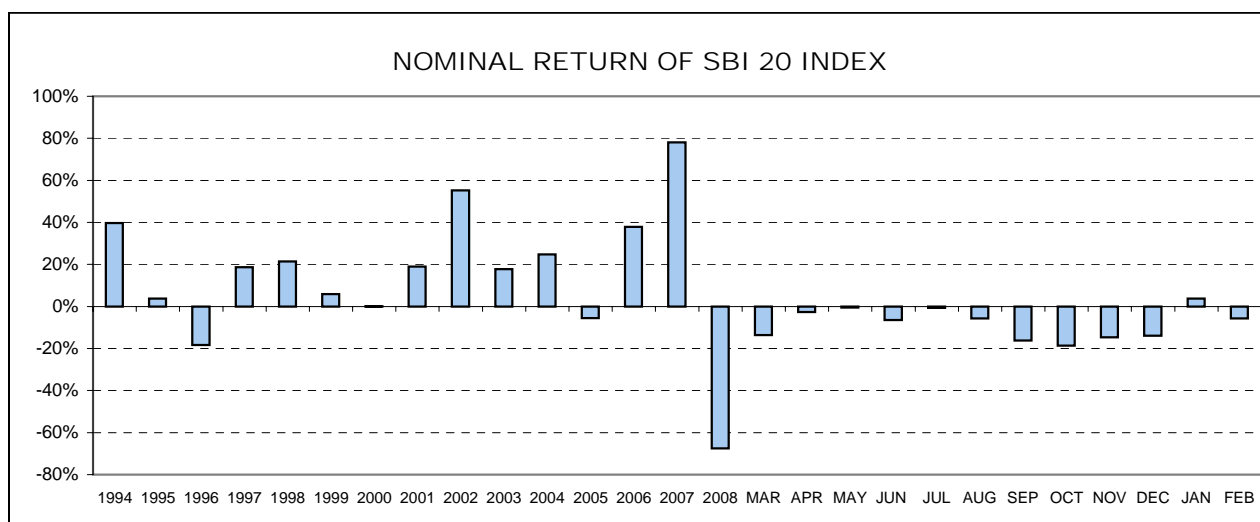
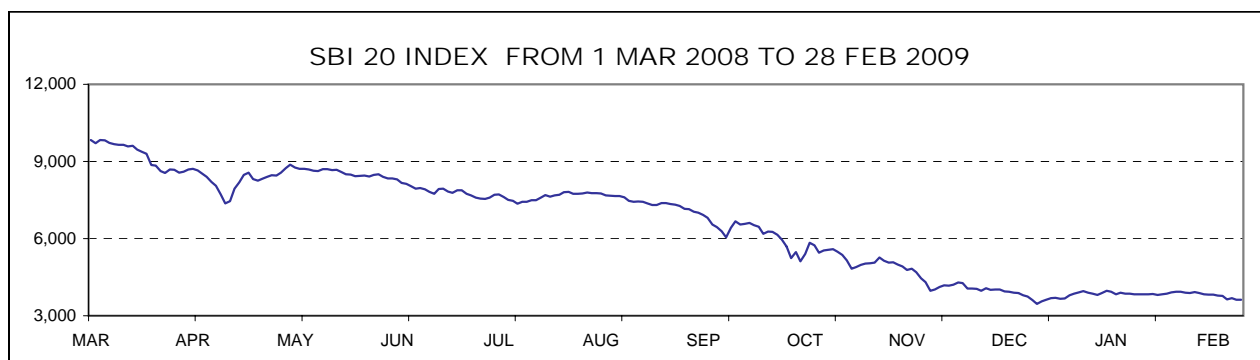
INDEX

	Page
A) STOCK EXCHANGE INDICES	1
A1) Values, yields and movements of Stock Exchange Indices	1
A2) Index compositions	3
B) NUMBER OF ISSUERS, TRADED SECURITIES AND MEMBERS	4
C) TURNOVER	5
C1) Turnover by securities	5
C2) Most traded securities	10
C3) Turnover by LJSE members	11
C4) Historical series	13
D) MARKET CAPITALISATION	16
D1) Market capitalisation of shares	16
D2) Market capitalisation of bonds	18
D3) Market capitalisation of investment funds	19
E) OTHER	20
E1) Indicators (shares on official market)	20
E2) Record values	21
E3) New listed securities and changes	22
F) LIST OF SECURITIES	23
F1) Shares	24
F2) Bonds	26
F3) Funds	28

A) STOCK EXCHANGE INDICES

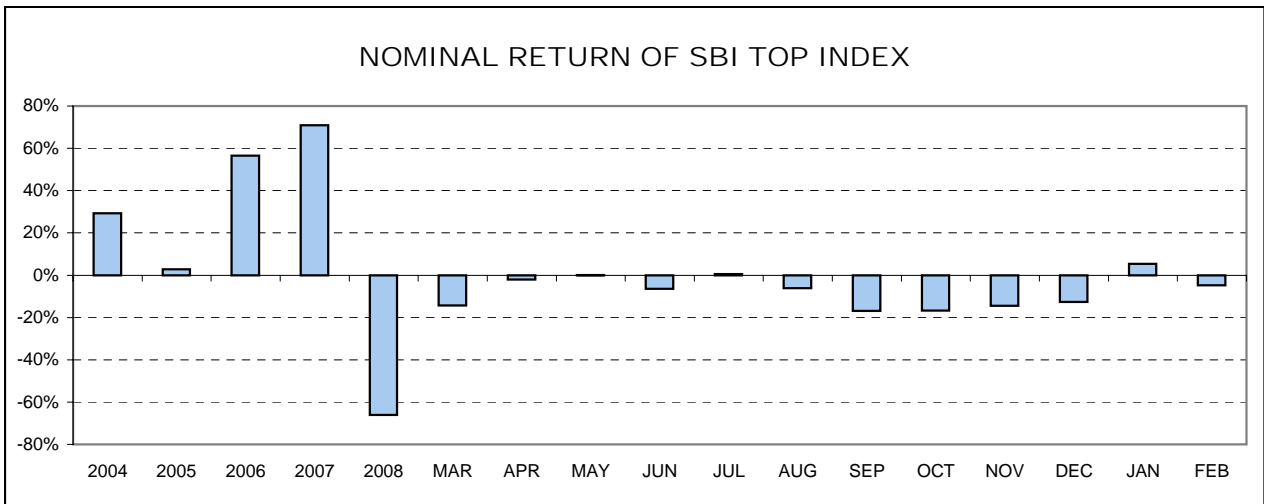
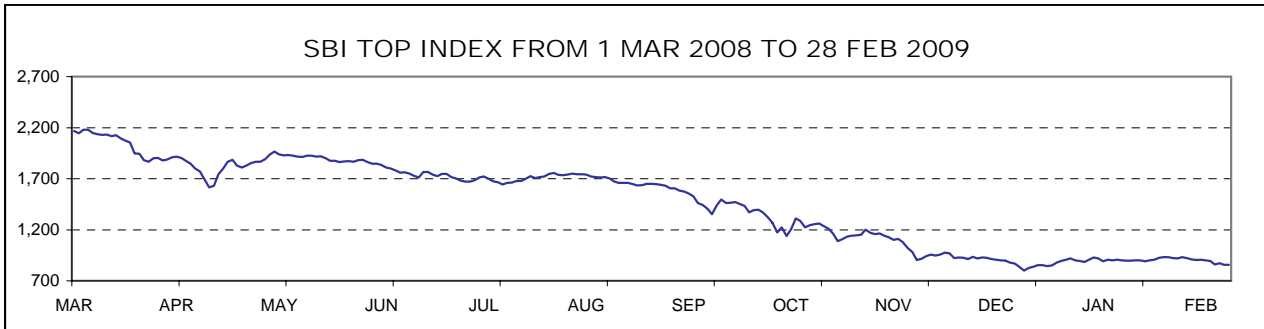
SBI 20 - SLOVENE STOCK EXCHANGE INDEX

Year	Max	Date	Min	Date	Close	Nominal return
1994	1,804.00	10 May 1994	1,015.92	6 Jan 1994	1,396.81	39.68%
1995	1,590.17	9 Nov 1995	1,016.99	13 July 1995	1,448.75	3.72%
1996	1,589.18	13 Mar 1996	891.93	10 Sept 1996	1,183.26	-18.33%
1997	1,655.36	10 Feb 1997	1,052.44	8 Jan 1997	1,404.70	18.71%
1998	2,026.47	10 Aug 1998	1,378.49	6 Jan 1998	1,705.77	21.43%
1999	1,981.87	19 Feb 1999	1,679.48	5 Jan 1999	1,806.26	5.89%
2000	1,903.66	24 Jan 2000	1,584.23	25 May 2000	1,807.94	0.09%
2001	2,159.35	19 Dec 2001	1,700.24	25 Apr 2001	2,151.59	19.01%
2002	3,547.64	8 Nov 2002	2,140.80	3 Jan 2002	3,340.20	55.24%
2003	4,034.53	5 Dec 2003	3,067.67	3 Jul 2003	3,931.64	17.71%
2004	4,935.29	15 Nov 2004	3,922.74	5 Jan 2004	4,904.48	24.74%
2005	5,131.61	1 Feb 2005	4,301.58	28 Sep 2005	4,630.10	-5.59%
2006	6,464.80	18 Dec 2006	4,427.22	29 Mar 2006	6,382.92	37.86%
2007	12,242.01	31 Aug 2007	6,551.52	3 Jan 2007	11,369.58	78.13%
2008	11,408.00	4 Jan 2008	3,460.30	23 Dec 2008	3,695.72	-67.49%
2009	Max	Date	Min	Date	Close	Nominal return
January	3,972.70	19 Jan 2009	3,660.83	5 Jan 2009	3,836.27	3.80%
February	3,937.98	10 Feb 2009	3,617.26	27 Feb 2009	3,617.26	-5.71%



SBI TOP - SLOVENE BLUE-CHIP INDEX

Year	Max	Date	Min	Date	Close	Nominal return
2003	730.49	4 Dec 2003	534.14	8 Jul 2003	707.94	-
2004	946.60	25 Nov 2004	706.53	5 Jan 2004	915.40	29.30%
2005	960.74	8 Dec 2005	817.33	1 Jul 2005	941.02	2.80%
2006	1,506.88	18 Dec 2006	940.16	3 Jan 2006	1,473.33	56.57%
2007	2,674.69	31 Aug 2007	1,501.26	3 Jan 2007	2,518.92	70.97%
2008	2,520.56	4 Jan 2008	801.65	23 Dec 2008	854.26	-66.09%
2008	Max	Date	Min	Date	Close	Nominal return
January	928.10	19 Jan 2009	844.88	5 Jan 2009	899.96	5.35%
February	933.38	10 Feb 2009	857.50	27 Feb 2009	857.50	-4.72%



A2) INDEX COMPOSITIONS

COMPOSITION OF SLOVENE STOCK EXCHANGE INDEX - SBI 20 ON 28 FEB 2009

Issuer	Trading code	Adjusted number of shares	Base value in EUR	Adjusted share	Sector	Market capitalisation (free float) of index on 28 Feb 2009	Sector share
KRKA	KRKG	7,201,189	16.25	15.00%	pharmaceuticals	380,510,827	17.95%
PETROL	PETG	1,110,086	120.41	13.23%	oil and gas	293,362,427	13.84%
TELEKOM SLOVENIJE	TLSG	1,806,046	292.70	9.68%	telecommunication	222,288,142	10.48%
SAVA	SAVA	1,027,559	83.57	9.59%	industrial conglomerates	231,694,003	12.14%
NOVA KBM	KBMR	13,958,856	40.69	8.18%	bank	112,927,145	5.33%
MERCATOR	MELR	1,523,837	24.46	7.91%	trade	244,301,548	11.52%
GORENJE	GRVG	9,425,385	10.23	6.49%	household appliances	85,205,480	4.02%
ZAVAROVALNICA TRIGLAV	ZVTG	8,500,880	30.81	6.13%	insurance	120,627,487	8.98%
LUKA KOPER	LKPG	4,138,622	12.50	5.28%	transport	94,070,878	7.51%
PIVOVARNA LAŠKO	PILR	2,688,231	27.19	4.84%	food and beverages	127,045,797	5.99%
POZAVAROVALNICA SAVA	POSR	6,553,763	27.50	4.22%	insurance	69,732,038	
HELIOS	HDOG	115,888	795.68	2.95%	chemical products	47,629,968	2.25%
INTEREUROPA	IEKG	4,348,011	21.69	2.42%	transport	37,697,255	
ISTRABENZ	ITBG	1,181,014	14.61	2.12%	industrial conglomerates	25,663,434	
AERODROM LJUBLJANA	AELG	1,081,836	47.93	1.97%	transport	27,532,726	
Market capitalisation of index						2,120,289,157	
Share of market capitalisation of shares in index							25.69%

COMPOSITION OF SLOVENE BLUE-CHIP INDEX - SBI TOP ON 28 FEB 2009

Issuer	Trading code	Adjusted number of shares	Base value in EUR	Adjusted share	Sector	Market capitalisation (free float) of index on 28 Feb 2009	Sector share
KRKA	KRKG	14,673,742	16.25	30.00%	pharmaceuticals	775,360,527	33.61%
PETROL	PETG	1,110,086	120.41	12.99%	oil and gas	293,362,427	12.72%
TELEKOM SLOVENIJE	TLSG	1,806,046	292.70	9.50%	telecommunication	222,288,142	9.64%
SAVA	SAVA	1,027,559	238.29	9.41%	industrial conglomerates	231,694,003	10.04%
NOVA KBM	KBMR	13,958,856	40.69	8.03%	bank	112,927,145	4.90%
MERCATOR	MELR	1,523,837	24.46	7.76%	trade	244,301,548	10.59%
GORENJE	GRVG	9,425,385	10.23	6.37%	household appliances	85,205,480	3.69%
ZAVAROVALNICA TRIGLAV	ZVTG	8,500,880	30.81	6.01%	insurance	120,627,487	5.23%
LUKA KOPER	LKPG	4,138,622	61.67	5.18%	transport	94,070,878	4.08%
PIVOVARNA LAŠKO	PILR	2,688,231	27.19	4.75%	food and beverages	127,045,797	5.51%
Market capitalisation of index						2,306,883,435	
Share of market capitalisation of shares in index							27.95%

B) NUMBER OF ISSUERS, TRADED SECURITIES AND MEMBERS

	29 Feb 2008	31 Dec 2008	31 Jan 2009	28 Feb 2009
NUMBER OF ISSUERS	112	107	104	104
Equity market - prime market	8	7	7	7
Equity market - standard market	16	18	18	18
Equity market - entry market	64	59	57	57
Bond market	20	23	22	22
Fund market	2	3	3	3
Closed-edn fund market	7	4	4	4
Short-term securities	1	1	1	1
	29 Feb 2008	31 Dec 2008	31 Jan 2009	28 Feb 2009
NUMBER OF SECURITIES	194	188	189	187
Equity market - prime market	8	7	7	7
Equity market - standard market	16	18	18	18
Equity market - entry market	66	61	59	59
Bond market	89	90	89	89
Fund market	3	7	7	7
Closed-edn fund market	7	4	4	4
Short-term securities	1	3	3	3
	29 Feb 2008	31 Dec 2008	31 Jan 2009	28 Feb 2009
NUMBER OF MEMBERS	24	23	23	23

C1) TURNOVER BY SECURITIES IN FEBRUARY 2009

EQUITY MARKET - PRIME MARKET

Issue	Stock trades (in EUR)	Normal trades (in EUR)	Block trades (in EUR)	Share in total turnover	Share in turnover of shares	Volume in pieces	Number of bargains
Total	19,758,334	19,438,974	319,361	37.00%	77.36%	488,534	6,311
1 KRKA	14,119,772	13,962,412	157,361	26.44%	55.28%	252,100	4,172
2 TELEKOM SLOVENIJE	1,771,425	1,771,425	0	3.32%	6.94%	14,168	362
3 GORENJE	1,722,120	1,722,120	0	3.23%	6.74%	166,286	856
4 MERCATOR	748,398	586,398	162,000	1.40%	2.93%	4,526	213
5 PETROL	680,052	680,052	0	1.27%	2.66%	2,536	279
6 LUKA KOPER	426,655	426,655	0	0.80%	1.67%	18,054	228
7 INTEREUROPA	289,913	289,913	0	0.54%	1.14%	30,864	201

EQUITY MARKET - STANDARD MARKET

Issue	Stock trades (in EUR)	Normal trades (in EUR)	Block trades (in EUR)	Share in total turnover	Share in turnover of shares	Volume in pieces	Number of bargains
Total	3,944,519	3,944,519	0	7.39%	15.44%	178,623	1,996
Common shares	3,937,781	3,937,781	0	7.37%	15.42%	178,416	1,991
1 SAVA	1,309,710	1,309,710	0	2.45%	5.13%	5,707	214
2 NOVA KREDITNA BANKA MARIBOR	877,216	877,216	0	1.64%	3.43%	96,686	735
3 ZAVAROVALNICA TRIGLAV	433,531	433,531	0	0.81%	1.70%	27,790	260
4 PIVOVARNA LAŠKO	394,500	394,500	0	0.74%	1.54%	8,081	257
5 AERODROM LJUBLJANA	318,530	318,530	0	0.60%	1.25%	11,863	229
6 POZAVAROVALNICA SAVA	188,458	188,458	0	0.35%	0.74%	16,632	109
7 ABANKA	175,519	175,519	0	0.33%	0.69%	3,288	29
8 ISTRABENZ	145,499	145,499	0	0.27%	0.57%	6,482	88
9 ŽITO	51,016	51,016	0	0.10%	0.20%	711	46
10 SALUS, LJUBLJANA	31,678	31,678	0	0.06%	0.12%	73	13
11 DELO PRODAJA	5,600	5,600	0	0.01%	0.02%	200	2
12 MLINOTEST	4,906	4,906	0	0.01%	0.02%	892	6
13 ETOL	1,600	1,600	0	0.00%	0.01%	10	2
14 KOMPAS MTS	18	18	0	0.00%	0.00%	1	1
15 ISKRA AVTOELEKTRIKA	0	0	0	0.00%	0.00%	0	0
16 NIKA	0	0	0	0.00%	0.00%	0	0
17 TERME ČATEŽ	0	0	0	0.00%	0.00%	0	0
Preferred shares	6,738	6,738	0	0.01%	0.03%	207	5
1 PROBANKA	6,738	6,738	0	0.01%	0.03%	207	5

EQUITY MARKET - ENTRY MARKET

Issue	Stock trades (in EUR)	Normal trades (in EUR)	Block trades (in EUR)	Share in total turnover	Share in turnover of shares	Volume in pieces	Number of bargains
Total	1,838,912	1,838,912	0	3.44%	7.20%	355,859	2,101
Common shares	1,827,847	1,827,847	0	3.42%	7.16%	355,413	2,055
1 NFD HOLDING	517,268	517,268	0	0.97%	2.03%	99,021	608
2 MAKSIMA INVEST	469,421	469,421	0	0.88%	1.84%	89,910	114
3 AKTIVA NALOŽBE	173,420	173,420	0	0.32%	0.68%	26,758	233
4 ZVON DVA HOLDING	122,489	122,489	0	0.23%	0.48%	59,305	157
5 KD GROUP	115,577	115,577	0	0.22%	0.45%	2,280	191
6 HELIOS, DOMŽALE	115,000	115,000	0	0.22%	0.45%	248	24
7 JUTEKS	60,075	60,075	0	0.11%	0.24%	1,492	17
8 INFOND HOLDING	53,548	53,548	0	0.10%	0.21%	20,242	105
9 ZLATA MONETA II	33,529	33,529	0	0.06%	0.13%	12,573	88
10 ZVON ENA HOLDING	31,727	31,727	0	0.06%	0.12%	4,976	76
11 VIPA HOLDING	19,465	19,465	0	0.04%	0.08%	5,128	36
12 MERCATA	17,755	17,755	0	0.03%	0.07%	3,551	46
13 HRAM HOLDING	15,488	15,488	0	0.03%	0.06%	6,329	23
14 MAKSIMA HOLDING	15,301	15,301	0	0.03%	0.06%	3,112	49
15 KD	12,700	12,700	0	0.02%	0.05%	21	3
16 SIVENT	8,759	8,759	0	0.02%	0.03%	3,327	35
17 KS NALOŽBE	8,286	8,286	0	0.02%	0.03%	4,670	59
18 FINETOL	8,131	8,131	0	0.02%	0.03%	44	2
19 INLES	6,629	6,629	0	0.01%	0.03%	2,370	6
20 M1	4,350	4,350	0	0.01%	0.02%	2,152	22
21 CENTER NALOŽBE	4,328	4,328	0	0.01%	0.02%	1,240	78
22 MODRA LINIJA HOLDING	3,890	3,890	0	0.01%	0.02%	542	13
23 TRIGLAV NALOŽBE	3,169	3,169	0	0.01%	0.01%	2,488	31
24 VELANA	3,125	3,125	0	0.01%	0.01%	1,041	6
25 ALPETOUR POTOVALNA AGENCIJA	1,218	1,218	0	0.00%	0.00%	100	2
26 MEDVEŠEK PUŠNIK	974	974	0	0.00%	0.00%	76	3
27 MIP	614	614	0	0.00%	0.00%	1,242	6
28 JAVOR PIVKA	600	600	0	0.00%	0.00%	120	2
29 TRDNJAVA HOLDING	513	513	0	0.00%	0.00%	837	7
30 D NALOŽBE	248	248	0	0.00%	0.00%	200	8
31 GRAND HOTEL UNION	161	161	0	0.00%	0.00%	14	3
32 DATALAB TEHNOLOGIJE	68	68	0	0.00%	0.00%	1	1
33 TERME DOBRNA	20	20	0	0.00%	0.00%	3	1
34 ALPOS	0	0	0	0.00%	0.00%	0	0
35 CETIS	0	0	0	0.00%	0.00%	0	0
36 CINKARNA CELJE	0	0	0	0.00%	0.00%	0	0
37 GORIŠKE OPEKARNE	0	0	0	0.00%	0.00%	0	0
38 GEA	0	0	0	0.00%	0.00%	0	0
39 GORENJSKI TISK	0	0	0	0.00%	0.00%	0	0
40 ELMO	0	0	0	0.00%	0.00%	0	0
41 INTERTRADE ITA	0	0	0	0.00%	0.00%	0	0
42 JELEN GOSTINSKO PODJETJE	0	0	0	0.00%	0.00%	0	0
43 MARINA PORTOROŽ	0	0	0	0.00%	0.00%	0	0
44 MEDVEŠEK PUŠNIK DZU	0	0	0	0.00%	0.00%	0	0
45 LESNINA	0	0	0	0.00%	0.00%	0	0
46 MELAMIN	0	0	0	0.00%	0.00%	0	0
47 MKT PRINT	0	0	0	0.00%	0.00%	0	0
48 NAMA	0	0	0	0.00%	0.00%	0	0
49 PLAMA - PUR	0	0	0	0.00%	0.00%	0	0
50 ZDRAVILIŠČE ROGAŠKA	0	0	0	0.00%	0.00%	0	0
51 SLOVENJUALES	0	0	0	0.00%	0.00%	0	0
52 TEKSTINA	0	0	0	0.00%	0.00%	0	0
53 KOŠAKI TMI	0	0	0	0.00%	0.00%	0	0
54 TRDNJAVA I HOLDING	0	0	0	0.00%	0.00%	0	0
55 SWATY	0	0	0	0.00%	0.00%	0	0
56 ŽELEZARNA RAVNE - MONTER DRAVOGRAD	0	0	0	0.00%	0.00%	0	0
Preferred shares	11,066	11,066	0	0.02%	0.04%	446	46
1 KD GROUP	10,231	10,231	0	0.02%	0.04%	431	45
2 PRVA GROUP	835	835	0	0.00%	0.00%	15	1
3 ZDRAVILIŠČE ROGAŠKA	0	0	0	0.00%	0.00%	0	0

BOND MARKET

	Issue	Stock trades (in EUR)	Normal trades (in EUR)	Block trades (in EUR)	Share in total turnover	Share in turnover of bonds	Volume in pieces	Number of bargains
	Total	26,068,826	5,291,004	20,777,822	48.82%	100.00%	450,707	441
1	REPUBLIKA SLOVENIJA 59 th ISSUE	4,946,915	72,715	4,874,200	9.26%	18.98%	121,500	4
2	SLOVENSKA ODŠKODNINSKA DRUŽBA 2 nd ISSUE	3,690,560	3,430,598	259,962	6.91%	14.16%	87,910	350
3	REPUBLIKA SLOVENIJA 60 th ISSUE	3,505,061	0	3,505,061	6.56%	13.45%	83,500	4
4	REPUBLIKA SLOVENIJA 61 st ISSUE	3,218,839	209,172	3,009,668	6.03%	12.35%	77,000	2
5	REPUBLIKA SLOVENIJA 63 rd ISSUE	3,115,175	0	3,115,175	5.83%	11.95%	3,250	4
6	NLB 11 th ISSUE	1,815,531	8,973	1,806,558	3.40%	6.96%	1,803	2
7	REPUBLIKA SLOVENIJA 29 th ISSUE	1,561,500	0	1,561,500	2.92%	5.99%	15,000	2
8	POSLOVNI SISTEM MERCATOR	1,095,088	330,688	764,400	2.05%	4.20%	11,425	6
9	ABANKA VIPA 9 th ISSUE	963,000	0	963,000	1.80%	3.69%	10,000	1
10	REPUBLIKA SLOVENIJA 21 st ISSUE	702,211	287,663	414,548	1.32%	2.69%	30,928	18
11	REPUBLIKA SLOVENIJA 64 th ISSUE	503,750	0	503,750	0.94%	1.93%	500	1
12	SID BANKA 1 st ISSUE	200,000	200,000	0	0.37%	0.77%	2	1
13	BANKA CELJE 8 th ISSUE	196,000	196,000	0	0.37%	0.75%	2,000	2
14	PROBANKA 9 th ZDAJA	152,310	152,310	0	0.29%	0.58%	1,875	5
15	DARS	126,543	126,543	0	0.24%	0.49%	300	3
16	REPUBLIKA SLOVENIJA 38 th ISSUE	67,438	67,438	0	0.13%	0.26%	650	1
17	FACTOR BANKA 20 th ISSUE	44,640	44,640	0	0.08%	0.17%	48	1
18	ABANKA VIPA 7 th ISSUE	29,550	29,550	0	0.06%	0.11%	300	1
19	NLB 17 th ISSUE	27,353	27,353	0	0.05%	0.10%	69	3
20	FACTOR BANKA 21 st ISSUE	27,010	27,010	0	0.05%	0.10%	29	2
21	ABANKA VIPA 12 th ISSUE	25,266	25,266	0	0.05%	0.10%	634	4
22	REPUBLIKA SLOVENIJA 57 th ISSUE	23,962	23,962	0	0.04%	0.09%	568	3
23	DELO PRODAJA 1 st ISSUE	8,153	8,153	0	0.02%	0.03%	1,254	7
24	REPUBLIKA SLOVENIJA 50 th ISSUE	5,787	5,787	0	0.01%	0.02%	57	1
25	ABANKA VIPA 10 th ISSUE	4,715	4,715	0	0.01%	0.02%	5	1
26	BANKA CELJE 9 th ISSUE	4,425	4,425	0	0.01%	0.02%	11	2
27	REPUBLIKA SLOVENIJA 26 th ISSUE	2,563	2,563	0	0.00%	0.01%	25	1
28	REPUBLIKA SLOVENIJA 49 th ISSUE	1,862	1,862	0	0.00%	0.01%	5	1
29	REPUBLIKA SLOVENIJA 53 rd ISSUE	1,300	1,300	0	0.00%	0.00%	13	2
30	REPUBLIKA SLOVENIJA 56 th ISSUE	830	830	0	0.00%	0.00%	20	1
31	REPUBLIKA SLOVENIJA 44 th ISSUE	665	665	0	0.00%	0.00%	15	1
32	REPUBLIKA SLOVENIJA 32 nd ISSUE	505	505	0	0.00%	0.00%	5	1
33	REPUBLIKA SLOVENIJA 54 th ISSUE	172	172	0	0.00%	0.00%	4	1
34	REPUBLIKA SLOVENIJA 48 th ISSUE	98	98	0	0.00%	0.00%	1	1
35	BANKA VIPA 7 th ISSUE	49	49	0	0.00%	0.00%	1	1
36	ABANKA 6 th ISSUE	0	0	0	0.00%	0.00%	0	0
37	ABANKA VIPA 8 th ISSUE	0	0	0	0.00%	0.00%	0	0
38	ABANKA VIPA 11 th ISSUE	0	0	0	0.00%	0.00%	0	0
39	BANKA CELJE 10 th ISSUE	0	0	0	0.00%	0.00%	0	0
40	BANKA CELJE 11 th ISSUE	0	0	0	0.00%	0.00%	0	0
41	BANKA CELJE 7 th ISSUE	0	0	0	0.00%	0.00%	0	0
42	BANKA DOMŽALE 1 st ISSUE	0	0	0	0.00%	0.00%	0	0
43	BANKA ZASAVJE 3 rd ISSUE	0	0	0	0.00%	0.00%	0	0
44	CIMOS 1 st ISSUE	0	0	0	0.00%	0.00%	0	0
45	DEOS 1 st ISSUE	0	0	0	0.00%	0.00%	0	0
46	DROGA KOLINSKA 1 st ISSUE	0	0	0	0.00%	0.00%	0	0
47	DARS 2 nd ISSUE	0	0	0	0.00%	0.00%	0	0
48	DARS 3 rd ISSUE	0	0	0	0.00%	0.00%	0	0
49	FACTOR BANKA 6 th ISSUE	0	0	0	0.00%	0.00%	0	0
50	FACTOR BANKA 9 th ISSUE	0	0	0	0.00%	0.00%	0	0
51	FACTOR BANKA 11 th ISSUE	0	0	0	0.00%	0.00%	0	0
52	FACTOR BANKA 12 th ISSUE	0	0	0	0.00%	0.00%	0	0
53	FACTOR BANKA 14 th ISSUE	0	0	0	0.00%	0.00%	0	0
54	FACTOR BANKA 15 th ISSUE	0	0	0	0.00%	0.00%	0	0
55	FACTOR BANKA 16 th ISSUE	0	0	0	0.00%	0.00%	0	0
56	FACTOR BANKA 17 th ISSUE	0	0	0	0.00%	0.00%	0	0
57	FACTOR BANKA 19 th ISSUE	0	0	0	0.00%	0.00%	0	0
58	FMR	0	0	0	0.00%	0.00%	0	0
59	KB1909 1 st ISSUE	0	0	0	0.00%	0.00%	0	0
60	NOVA KBM 5 th ISSUE	0	0	0	0.00%	0.00%	0	0
61	NOVA KBM 7 th ISSUE	0	0	0	0.00%	0.00%	0	0
62	NOVA KBM 8 th ISSUE	0	0	0	0.00%	0.00%	0	0
63	KD HOLDING 1 st ISSUE	0	0	0	0.00%	0.00%	0	0
64	KD HOLDING 2 nd ISSUE	0	0	0	0.00%	0.00%	0	0
65	NLB 13 th ISSUE	0	0	0	0.00%	0.00%	0	0
66	NLB 15 th ISSUE	0	0	0	0.00%	0.00%	0	0
67	NLB 16 th ISSUE	0	0	0	0.00%	0.00%	0	0
68	NLB 18 th ISSUE	0	0	0	0.00%	0.00%	0	0
69	NLB 19 th ISSUE	0	0	0	0.00%	0.00%	0	0
70	NLB 20 th ISSUE	0	0	0	0.00%	0.00%	0	0
71	NLB 21 st ISSUE	0	0	0	0.00%	0.00%	0	0

72	NLB 22 nd ISSUE	0	0	0	0.00%	0.00%	0	0
73	NLB 23 rd ISSUE	0	0	0	0.00%	0.00%	0	0
74	NLB 24 th ISSUE	0	0	0	0.00%	0.00%	0	0
75	POŠTNA BANKA SLOVENIJE 6 th ISSUE	0	0	0	0.00%	0.00%	0	0
76	POŠTNA BANKA SLOVENIJE 7 th ISSUE	0	0	0	0.00%	0.00%	0	0
77	POTEZA NALOŽBE	0	0	0	0.00%	0.00%	0	0
78	PROBANKA 10 th ISSUE	0	0	0	0.00%	0.00%	0	0
79	PROBANKA 7 th ISSUE	0	0	0	0.00%	0.00%	0	0
80	PROBANKA 8 th ISSUE	0	0	0	0.00%	0.00%	0	0
81	POTEZA SKUPINA 1 st ISSUE	0	0	0	0.00%	0.00%	0	0
82	REPUBLIKA SLOVENIJA 18 th ISSUE	0	0	0	0.00%	0.00%	0	0
83	REPUBLIKA SLOVENIJA 23 rd ISSUE	0	0	0	0.00%	0.00%	0	0
84	REPUBLIKA SLOVENIJA 33 rd ISSUE	0	0	0	0.00%	0.00%	0	0
85	REPUBLIKA SLOVENIJA 62 nd ISSUE	0	0	0	0.00%	0.00%	0	0
86	SIP STROJNA INDUSTRIJA 1 st ISSUE B SERIES	0	0	0	0.00%	0.00%	0	0
87	STANOVANJSKI SKLAD RS 1 st ISSUE	0	0	0	0.00%	0.00%	0	0
88	STANOVANJSKI SKLAD RS 3 rd ISSUE	0	0	0	0.00%	0.00%	0	0
89	BANKA VIPA 6 th ISSUE	0	0	0	0.00%	0.00%	0	0
90	ZAVAROVALNICA TRIGLAV 1 st ISSUE	0	0	0	0.00%	0.00%	0	0

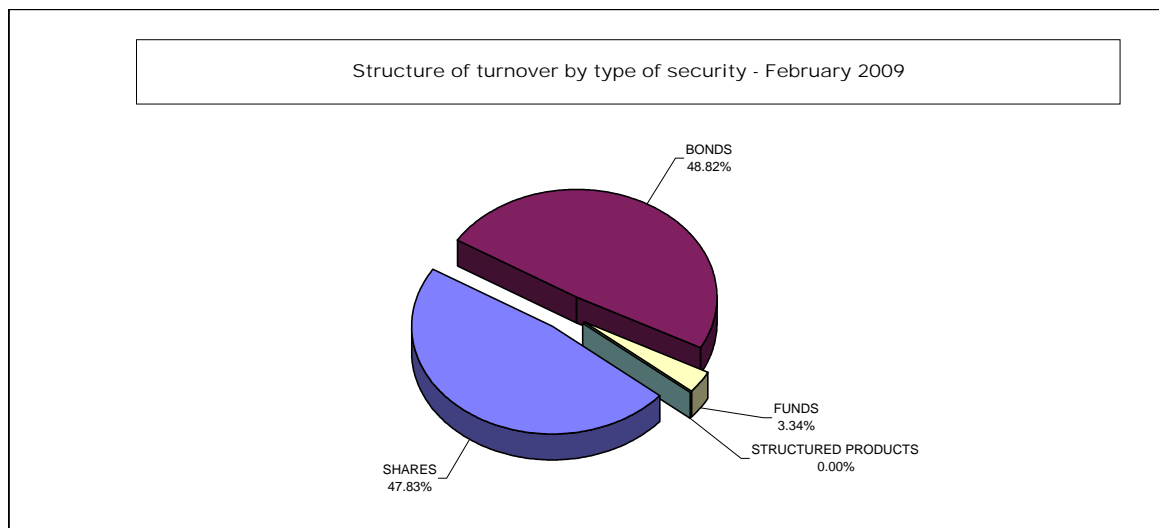
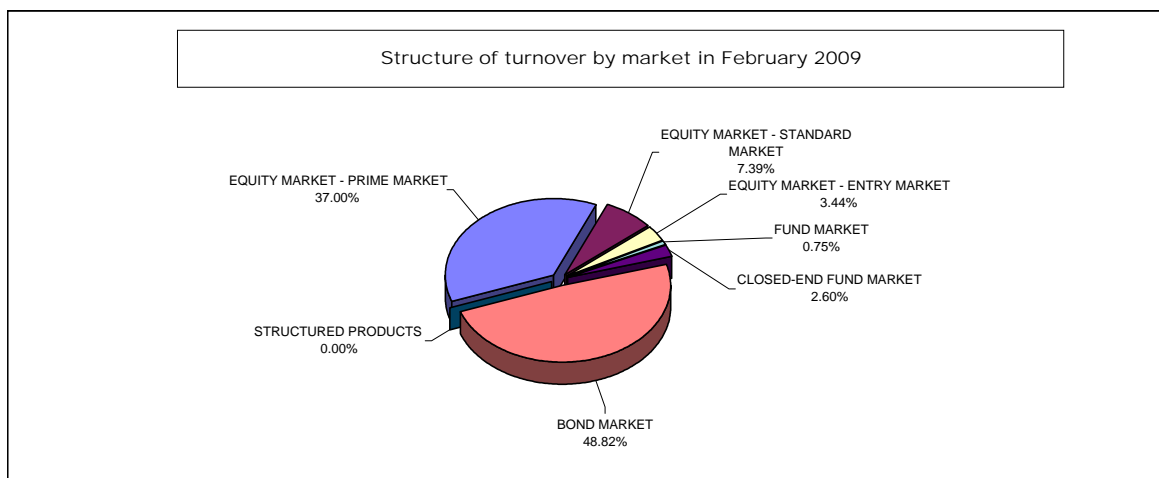
FUND MARKET

Issue	Stock trades (in EUR)	Normal trades (in EUR)	Block trades (in EUR)	Share in total turnover	Share in turnover of funds	Volume in pieces	Number of bargains
Total	398,526	398,526	0	0.75%	22.32%	443,008	425
1 PROBANKA GLOBALNI NALOŽBENI SKLAD	278,535	278,535	0	0.52%	15.60%	427,715	191
2 INFOND GLOBAL	65,630	65,630	0	0.12%	3.67%	8,083	117
3 MP-BALKAN.SI	40,709	40,709	0	0.08%	2.28%	1,853	31
4 INFOND DYNAMIC	10,156	10,156	0	0.02%	0.57%	2,945	80
5 MP-EUROSTOCK.SI	2,562	2,562	0	0.00%	0.14%	732	2
6 INDEKSNI VZAJEMNI SKLAD PB URANIUM INDEX	715	715	0	0.00%	0.04%	1,480	3
7 INDEKSNI VZAJEMNI SKLAD PB BIOTECH INDEX	218	218	0	0.00%	0.01%	200	1

CLOSED-END FUND MARKET

Issue	Stock trades (in EUR)	Normal trades (in EUR)	Block trades (in EUR)	Share in total turnover	Share in turnover of funds	Volume in pieces	Number of bargains
Total	1,387,330	1,387,330	0	2.60%	77.68%	943,570	872
1 NFD 1 DELNIŠKI INVESTICIJSKI SKLAD	797,384	797,384	0	1.49%	44.65%	821,108	473
2 KD ID	248,419	248,419	0	0.47%	13.91%	64,212	213
3 KRONA SENIOR ID	237,253	237,253	0	0.44%	13.29%	42,136	112
4 ZVON ENA ID	104,275	104,275	0	0.20%	5.84%	16,114	74

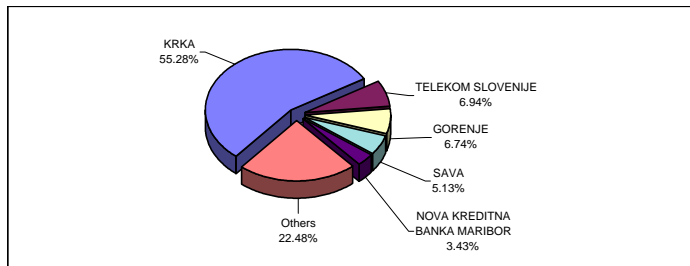
Shares total	25,541,766	25,222,405	319,361	47.83%	100.00%	1,023,016	10,408
Funds total	1,785,856	1,785,856	0	3.34%	100.00%	1,386,578	1,297
Bonds total	26,068,826	5,291,004	20,777,822	48.82%	100.00%	450,707	441
Structured products	0	0	0	0.00%	-	0	0
Total turnover	53,396,448	32,299,265	21,097,182	100.00%	100.00%	2,860,301	12,146



C2) MOST TRADED SECURITIES IN FEBRUARY 2009

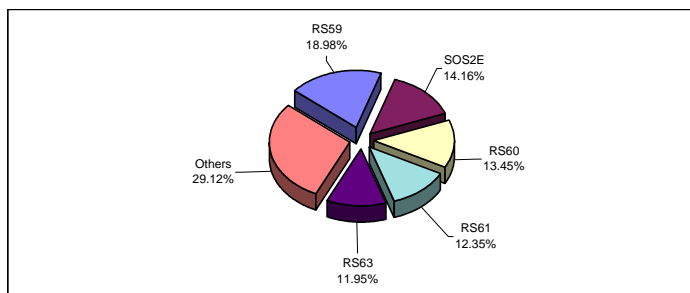
MOST TRADED SHARES

Issuer	Turnover (in 000 EUR) - order book trades only	Number of bargains - order book trades only	Market capitalisation as of 28 Feb 2009 (in EURm)
KRKA	14,120	4,172	1,872
TELEKOM SLOVENIJE	1,771	362	804
GORENJE	1,722	856	127
SAVA	1,310	214	453
NOVA KREDITNA BANKA MARIBOR	877	735	211
Others	5,742	4,069	4,787
Total	25,542	10,408	8,254



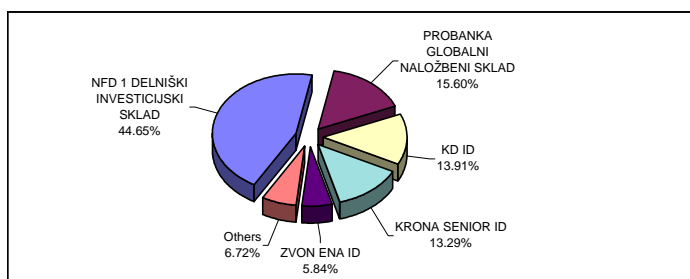
MOST TRADED BONDS

Issuer	Turnover (in 000 EUR) - order book trades only	Number of bargains - order book trades only	Market capitalisation as of 28 Feb 2009 (in EURm)
REPUBLIKA SLOVENIJA 59 th ISSUE	4,947	4	1,033
SLOVENSKA ODŠKODNINSKA DRUŽBA 2 nd ISSUE	3,691	350	653
REPUBLIKA SLOVENIJA 60 th ISSUE	3,505	4	370
REPUBLIKA SLOVENIJA 61 st ISSUE	3,219	2	330
REPUBLIKA SLOVENIJA 63 rd ISSUE	3,115	4	988
Others	7,592	77	4,469
Total	26,069	441	7,843



MOST TRADED INVESTMENT FUNDS

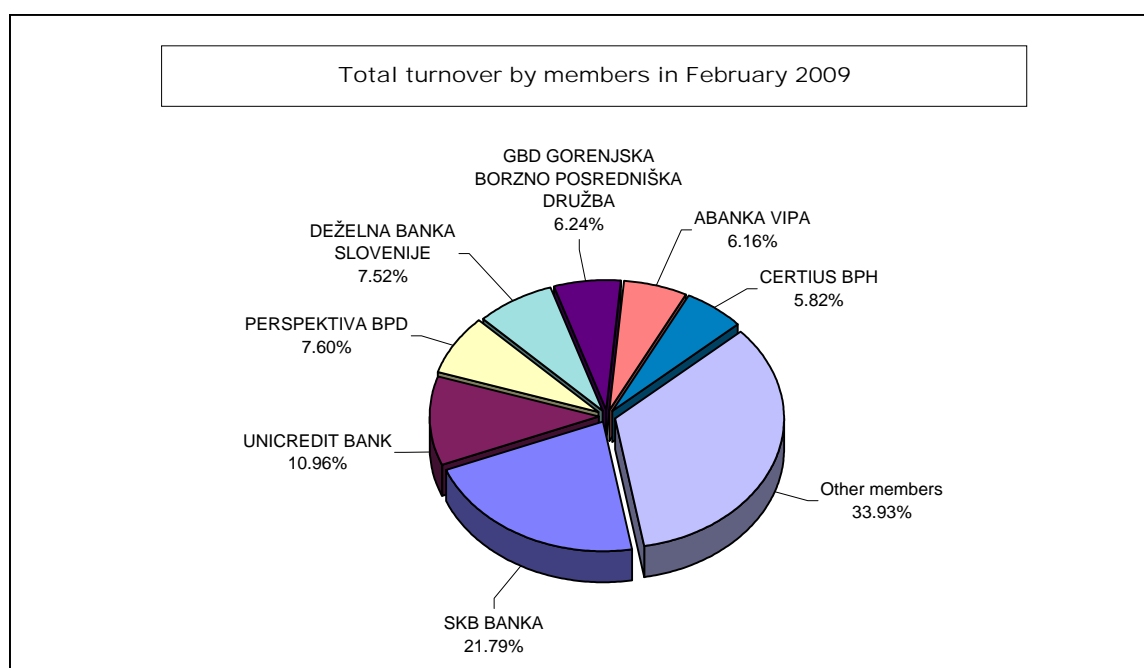
INVESTMENT FUNDS	Turnover (in 000 EUR) - order book trades only	Number of bargains - order book trades only	Market capitalisation as of 28 Feb 2009 (in EURm)
NFD 1 DELNIŠKI INVESTICIJSKI SKLAD	797	473	152
PROBANKA GLOBALNI NALOŽBENI SKLAD	279	191	47
KD ID	248	213	33
KRONA SENIOR ID	237	112	38
ZVON ENA ID	104	74	15
Others	120	234	80
Total	1,786	1,297	364



C3) MONTHLY TURNOVER BY LJSE MEMBERS

TURNOVER BY MEMBERS BY TYPE OF TRADE IN FEBRUARY 2009

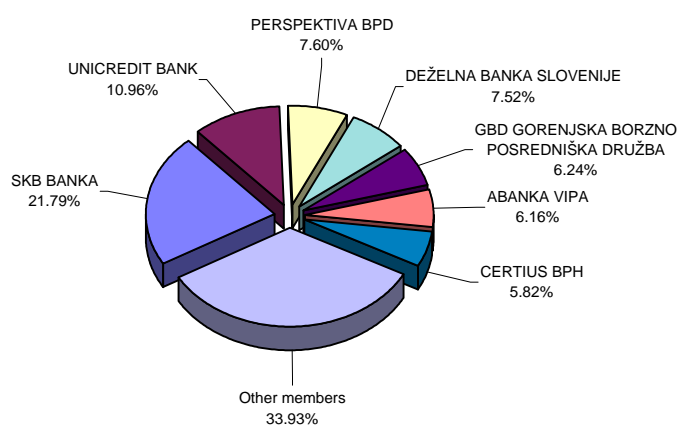
	Member	Normal trades (in EUR)	Block trades (in EUR)	Total via BTS (in EUR)	Share in turnover
1	SKB BANKA	2,716,141	20,549,788	23,265,928	21.79%
2	UNICREDIT BANK	10,866,318	834,644	11,700,962	10.96%
3	PERSPEKTIVA BPD	1,975,270	6,136,140	8,111,409	7.60%
4	DEŽELNA BANKA SLOVENIJE	469,212	7,557,729	8,026,941	7.52%
5	GBD GORENJSKA BORZNO POSREDNIŠKA DRUŽBA	6,661,857		6,661,857	6.24%
6	ABANKA VIPA	6,579,886		6,579,886	6.16%
7	CERTIUS BPH	2,603,211	3,613,116	6,216,327	5.82%
8	ILIRIKA	4,532,413	1,199,000	5,731,413	5.37%
9	PUBLIKUM	1,869,837	1,889,400	3,759,237	3.52%
10	NOVA LJUBLJANSKA BANKA	3,545,595		3,545,595	3.32%
11	POTEZA	3,436,126		3,436,126	3.22%
12	ARGONOS BPH	3,347,492		3,347,492	3.13%
13	KD BANKA	2,692,396		2,692,396	2.52%
14	FACTOR BANKA	2,487,160		2,487,160	2.33%
15	PROBANKA	2,000,843	414,548	2,415,391	2.26%
16	MP BPH	2,108,113		2,108,113	1.97%
17	NOVA KBM	1,699,472		1,699,472	1.59%
18	PFCI	1,657,202		1,657,202	1.55%
19	RAIFFEISEN BANKA	1,358,302		1,358,302	1.27%
20	HYPO ALPE-ADRIA-BANK	998,019		998,019	0.93%
21	MOJA DELNICA BPH	580,628		580,628	0.54%
22	BANKA KOPER	328,547		328,547	0.31%
23	GORENJSKA BANKA	84,492		84,492	0.08%
	TOTAL	64,598,531	42,194,365	106,792,896	100.00%



TURNOVER BY MEMBERS BY TYPE OF SECURITY IN FEBRUARY 2009

Member	Shares	Bonds	Funds	Total (in EUR)	Share in turnover
1 SKB BANKA	2,715,117	20,549,788	1,024	23,265,928	21.79%
2 UNICREDIT BANK	10,145,500	1,519,085	36,377	11,700,962	10.96%
3 PERSPEKTIVA BPD	1,687,903	6,372,672	50,834	8,111,409	7.60%
4 DEŽELNA BANKA SLOVENIJE	435,062	7,562,642	29,236	8,026,941	7.52%
5 GBD GORENJSKA BORZNO POSREDNIŠKA DRUŽBA	4,832,878	449,662	1,379,317	6,661,857	6.24%
6 ABANKA VIPA	5,731,058	207,383	641,446	6,579,886	6.16%
7 CERTIUS BPH	1,530,670	4,473,999	211,658	6,216,327	5.82%
8 ILIRIKA	3,863,020	1,615,547	252,846	5,731,413	5.37%
9 PUBLIKUM	1,842,525	1,905,102	11,611	3,759,237	3.52%
10 NOVA LJUBLJANSKA BANKA	1,651,229	1,641,613	252,753	3,545,595	3.32%
11 POTEZA	2,555,897	810,601	69,628	3,436,126	3.22%
12 ARGONOS BPH	3,064,446	26,590	256,456	3,347,492	3.13%
13 KD BANKA	2,443,916	242,143	6,338	2,692,396	2.52%
14 FACTOR BANKA	648,527	1,749,623	89,010	2,487,160	2.33%
15 PROBANKA	828,660	1,491,758	94,974	2,415,391	2.26%
16 MP BPH	1,686,020	365,733	56,359	2,108,113	1.97%
17 NOVA KBM	1,114,713	547,850	36,908	1,699,472	1.59%
18 PFCI	1,608,823		48,379	1,657,202	1.55%
19 RAIFFEISEN BANKA	1,259,852	75,297	23,153	1,358,302	1.27%
20 HYPO ALPE-ADRIA-BANK	668,610	318,969	10,440	998,019	0.93%
21 MOJA DELNICA BPH	573,114		7,514	580,628	0.54%
22 BANKA KOPER	134,649	190,580	3,318	328,547	0.31%
23 GORENJSKA BANKA	61,342	21,016	2,134	84,492	0.08%
TOTAL	51,083,531	52,137,653	3,571,712	106,792,896	100.00%

Total turnover by members in February 2009



C4) HISTORICAL TURNOVER SERIES

MONTHLY TURNOVER ON OFFICIAL AND SEMI-OFFICIAL MARKET

Year 2008	Number of trading days	Turnover via BTS (in EUR)		average per trade	Number of trades via BTS	
		per year	average per day		per year	average per day
February	20	118,914,771	5,945,739	5,328	22,317	1,116
March	19	136,958,456	7,208,340	5,721	23,941	1,260
April	22	199,185,935	9,053,906	6,764	29,448	1,339
May	20	72,224,108	3,611,205	4,366	16,542	827
June	20	62,871,847	3,143,592	4,348	14,461	723
July	23	60,709,246	2,639,532	4,274	14,205	618
August	20	39,858,972	1,992,949	3,700	10,774	539
September	22	95,882,452	4,358,293	4,424	21,674	985
October	22	157,079,346	7,139,970	5,518	28,468	1,294
November	20	72,541,168	3,627,058	3,780	19,192	960
December	21	75,645,109	3,602,148	4,728	15,999	762
TOTAL	250	1,285,790,499			249,679	
Average 2008	21	107,149,208	5,129,748	4,907	20,807	998
Year 2009						
January	20	36,389,461	1,819,473	3,049	11,936	597
February	20	53,396,448	2,669,822	4,396	12,146	607
TOTAL	40	89,785,909			24,082	
Average 2009	20	44,892,955	2,244,648	3,722	12,041	602

TURNOVER BY SECURITIES ON ALL MARKETS OF LJUBLJANA STOCK EXCHANGE IN YEARS 1998 - 2008

Total turnover and number of bargains

Year	Number of trading days	Turnover via BTS (in EUR)		average per trade	Number of trades via BTS	
		per year	average per day		per year	average per day
2009	40	89,785,909	2,244,648	3,722	24,082	602
2008	250	1,285,790,499	5,129,748	4,907	249,679	998
2007	246	2,226,900,747	9,052,442	4,903	454,188	1,846
2006	247	996,477,198	4,034,321	4,353	228,941	927
2005	250	579,204,722	2,316,819	2,263	255,908	1,024
2004	255	837,861,029	3,285,730	2,382	351,760	1,379
2003	249	700,844,661	2,814,637	2,058	340,582	1,368
2002	247	1,156,611,591	4,682,638	2,563	451,250	1,827
2001	247	707,615,828	2,864,841	2,221	318,645	1,290
2000	249	1,174,224,149	4,715,760	2,971	395,284	1,587
1999	254	1,397,785,135	5,503,091	3,134	445,966	1,756
1998	252	2,259,292,124	8,965,445	9,531	237,049	941

MONTHLY TURNOVER WITH REGULAR TRADES

Year 2008	Number of	Turnover (in EUR)		average	Number of trades	
Month	trading days	per month	average per day	per trade	per month	average per day
February	20	107,955,016	5,397,751	4,839	22,309	1,115
March	19	116,268,566	6,119,398	4,862	23,912	1,259
April	22	136,791,273	6,217,785	4,651	29,414	1,337
May	20	62,071,429	3,103,571	3,755	16,529	826
June	20	54,930,016	2,746,501	3,801	14,452	723
July	23	52,624,494	2,288,021	3,707	14,195	617
August	20	33,433,573	1,671,679	3,108	10,756	538
September	22	87,042,131	3,956,461	4,021	21,649	984
October	22	104,652,212	4,756,919	3,680	28,440	1,293
November	20	62,382,497	3,119,125	3,253	19,175	959
December	21	58,690,822	2,794,801	3,673	15,981	761
TOTAL	250	1,066,995,041			249,462	
Average 2008	21	88,916,253	4,268,910	4,098	20,789	997
Year 2009						
January	20	32,612,545	1,630,627	2,734	11,928	596
February	20	32,299,265	1,614,963	2,664	12,125	606
TOTAL	40	64,911,810			24,053	
Average 2009	20	32,455,905	1,622,795	2,699	12,027	601

MONTHLY TURNOVER WITH BLOCK TRADES

Year 2008	Number of	Turnover (in EUR)		average	Number of trades	
Month	trading days	per month	average per day	per trade	per month	average per day
February	20	10,959,756	547,988	1,369,970	8	0
March	19	20,689,890	1,088,942	713,444	29	2
April	22	62,394,662	2,836,121	1,835,137	34	2
May	20	10,152,679	507,634	780,975	13	1
June	20	7,941,831	397,092	882,426	9	0
July	23	8,084,752	351,511	808,475	10	0
August	20	6,425,399	321,270	356,967	18	1
September	22	8,840,321	401,833	353,613	25	1
October	22	52,427,134	2,383,052	1,872,398	28	1
November	20	10,158,671	507,934	597,569	17	1
December	21	16,954,287	807,347	941,905	18	1
TOTAL	250	218,795,458			217	
Average 2008	21	18,232,955	860,838	915,303	18	1
Year 2009						
January	20	3,776,916	188,846	472,115	8	0
February	20	21,097,182	1,054,859	1,004,628	21	1
TOTAL	40	24,874,098			29	
Average 2009	20	12,437,049	621,852	738,371	15	1

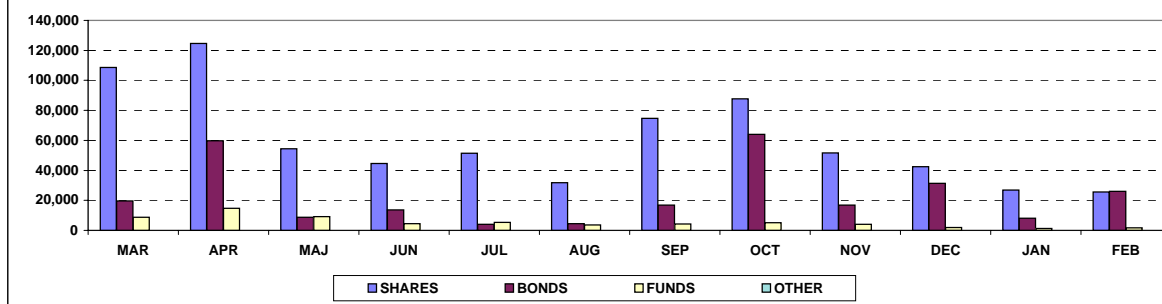
MONTHLY TURNOVER VIA BTS BY MARKETS ON LJUBLJANA STOCK EXCHANGE (In EUR)

	Equity market			Bond market	Fund market	Closed-end fund market	Structured products - short-term securities	TOTAL	MoM Index
	Prime market	Standard market	Entry market						
YEAR 2008									
February	66,784,031	29,315,276	4,323,196	11,995,411	2,116,330	4,380,526	0	118,914,771	61
March	81,011,466	21,336,592	6,305,504	19,573,088	1,016,311	7,715,495	0	136,958,456	115
April	99,772,084	17,743,347	7,215,980	59,831,587	4,147,170	10,475,767	0	199,185,935	145
May	35,696,836	12,052,933	6,580,296	8,663,524	1,031,189	8,199,330	0	72,224,108	36
June	27,321,869	12,341,195	4,945,353	13,758,477	450,444	4,054,509	0	62,871,847	87
July	33,336,260	14,076,854	3,958,377	3,954,637	424,843	4,958,275	0	60,709,246	97
August	22,056,966	6,975,976	2,715,545	4,473,610	456,255	3,180,620	0	39,858,972	66
September	53,305,356	16,293,031	5,071,802	16,924,058	750,882	3,537,323	0	95,882,452	241
October	69,753,204	15,115,415	2,893,899	64,114,981	1,199,088	4,002,759	0	157,079,346	164
November	40,698,597	8,670,452	2,196,388	16,954,378	1,480,558	2,540,794	0	72,541,168	46
December	30,153,924	9,728,530	2,483,745	31,288,127	610,503	1,380,279	0	75,645,108	104
Total 2008	681,451,218	215,058,215	56,068,629	256,999,619	15,076,422	61,136,395	0	1,285,790,497	
YEAR 2009									
January	20,618,948	5,316,230	1,042,305	8,066,537	397,382	948,059	0	36,389,461	48
February	19,758,334	3,944,519	1,838,912	26,068,826	398,526	1,387,330	0	53,396,447	147
Total 2009	40,377,282	9,260,749	2,881,217	34,135,363	795,908	2,335,389	0	89,785,908	

MONTHLY TURNOVER BY SECURITIES ON LJUBLJANA STOCK EXCHANGE (In EUR)

	Shares	Bonds	Funds	Other	TOTAL	MoM Index
YEAR 2008						
February	100,422,504	11,995,411	6,496,857	0	118,914,771	61
March	108,653,562	19,573,088	8,731,806	0	136,958,456	115
April	124,731,412	59,831,587	14,622,937	0	199,185,935	145
May	54,330,065	8,663,524	9,230,519	0	72,224,108	36
June	44,608,417	13,758,477	4,504,953	0	62,871,847	87
July	51,371,491	3,954,637	5,383,118	0	60,709,246	97
August	31,748,488	4,473,610	3,636,874	0	39,858,972	66
September	74,670,189	16,924,058	4,288,205	0	95,882,452	241
October	87,762,518	64,114,981	5,201,847	0	157,079,346	164
November	51,565,437	16,954,378	4,021,352	0	72,541,168	46
December	42,366,199	31,288,127	1,990,782	0	75,645,108	104
Total 2008	952,578,061	256,999,619	76,212,817	0	1,285,790,497	
YEAR 2009						
January	26,977,483	8,066,537	1,345,441	0	36,389,461	48
January	25,541,765	26,068,826	1,785,856	0	53,396,447	147
Total 2009	52,519,248	34,135,363	3,131,297	0	89,785,908	

Monthly turnover by markets on Ljubljana Stock Exchange (in 000 EUR)



D) MARKET CAPITALISATION

	29 Feb 2008	31 Dec 2008	31 Jan 2009	31 Jan 2009	Index 28 Feb 2009 / 31 Jan 2009	Index 28 Feb 2009 / 31 Dec 2008	Index 28 Feb 2009 / 29 Feb 2008	Share
EQUITY MARKET	17,571,814,315	8,468,424,538	8,595,596,159	8,253,606,004	96	97	47	50.14%
PRIME MARKET	10,674,652,049	4,151,217,570	4,486,450,755	4,344,877,375	97	105	41	26.40%
STANDARD MARKET	4,260,839,117	2,589,281,938	2,534,372,241	2,353,721,059	93	91	55	14.30%
ENTRY MARKET	2,636,323,149	1,727,925,030	1,574,773,163	1,555,007,571	99	90	59	9.45%
Banks	912,186,977	712,160,401	661,265,545	585,787,669	89	82	64	7.10%
Companies	16,659,627,338	7,302,124,936	7,448,026,967	7,245,589,383	97	99	43	87.79%
Insurance companies			486,303,647	422,228,952	87			5.12%
BOND MARKET	6,998,182,967	6,795,363,049	7,066,932,471	7,842,879,547	111	115	112	47.65%
State	5,687,121,366	5,040,810,582	5,532,972,643	6,315,644,590	114	125	111	80.53%
Banks	939,140,704	1,348,781,640	1,103,489,231	1,102,495,263	100	82	117	14.06%
Comapnies	339,310,896	373,160,828	397,860,596	392,129,694	99	105	116	5.00%
Insurance companies	32,610,000	32,610,000	32,610,000	32,610,000	100	100	100	0.42%
FUND MARKET	143,760,703	129,751,984	132,908,955	126,556,881	95	98	88	0.77%
CLOSED-END FUND MARKET	881,962,288	223,951,283	245,126,611	237,624,148	97	106	27	1.44%
TOTAL	25,595,720,272	15,617,490,855	16,040,564,196	16,460,666,580	103	105	64	100.00%

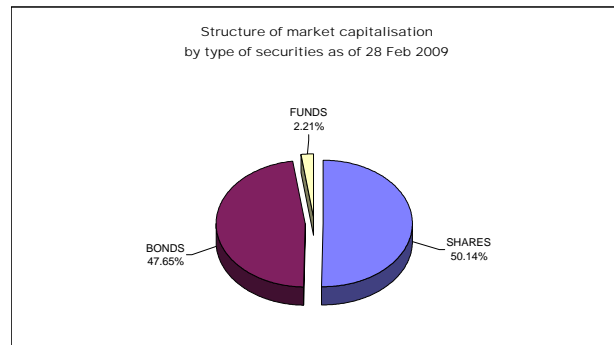
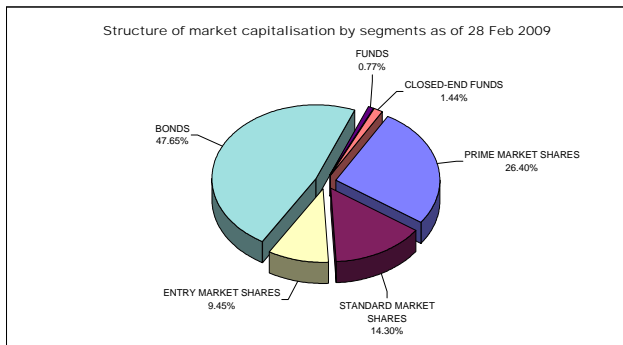
SHARES	17,571,814,315	8,468,424,538	8,595,596,159	8,253,606,004	96	97	49	-
---------------	----------------	---------------	---------------	---------------	----	----	----	---

BONDS	6,998,182,967	6,795,363,049	7,066,932,471	7,842,879,547	111	115	101	-
--------------	---------------	---------------	---------------	---------------	-----	-----	-----	---

FUNDS	1,025,722,991	353,703,267	378,035,566	364,181,029	96	103	37	-
--------------	---------------	-------------	-------------	-------------	----	-----	----	---

On 28 Feb 2009, the total market capitalisation of all shares traded, without investment funds, on the Ljubljana Stock Exchange corresponded to 22.2 % of GDP in 2008 - EUR 37,126 million (as reported by Statistical office of the Republic of Slovenia).

1EUR=1.5167 USD as of 29 Feb 2008 | 1EUR=1.3917 USD as of 31 Dec 2008 | 1EUR=1.2816 USD as of 31 Jan 2009 | 1EUR=1.2644 USD as of 28 Feb 2009



MARKET CAPITALISATION OF SHARES - PRIME MARKET

Issue	Number of shares traded	Number of issued shares	Share of traded shares	Price as of 28 Feb 2009	Market capitalisation as of 28 Feb 2009 (in EUR)	Market capitalisation as of 28 Feb 2009 (in USD)
1 KRKA	35,426,120	35,426,120	100.00%	52.84 EUR	1,871,916,181	2,366,850,819
2 TELEKOM SLOVENIJE	6,535,478	6,535,478	100.00%	123.08 EUR	804,386,632	1,017,066,458
3 MERCATOR	3,765,361	3,765,361	100.00%	160.32 EUR	603,662,676	763,271,087
4 PETROL	2,086,301	2,086,301	100.00%	264.27 EUR	551,346,765	697,122,850
5 LUKA KOPER	14,000,000	14,000,000	100.00%	22.73 EUR	318,220,000	402,357,368
6 GORENJE	14,030,000	14,030,000	100.00%	9.04 EUR	126,831,200	160,365,369
7 INTEREUROPA	7,902,413	7,902,413	100.00%	8.67 EUR	68,513,921	86,629,001
TOTAL					4,344,877,375	5,493,662,952

MARKET CAPITALISATION OF SHARES - STANDARD MARKET

Issue	Number of shares traded	Number of issued shares	Share of traded shares	Price as of 28 Feb 2009	Market capitalisation as of 28 Feb 2009 (in EUR)	Market capitalisation as of 28 Feb 2009 (in USD)
COMMON SHARES					2,341,039,459	5,512,247,007
1 SAVA	2,006,987	2,006,987	100.00%	225.48 EUR	452,535,429	572,185,796
2 PIVOVARNA LAŠKO	8,581,972	8,581,972	100.00%	47.26 EUR	405,583,997	512,820,405
3 ABANKA	7,198,864	7,200,000	99.98%	50.30 EUR	362,102,859	457,842,855
4 ZAVAROVALNICA TRIGLAV	22,735,148	22,735,148	100.00%	14.19 EUR	322,611,750	407,910,297
5 NOVA KREDITNA BANKA MARIBOR	26,081,979	26,081,979	100.00%	8.09 EUR	211,003,210	266,792,459
6 ISTRABENZ	5,180,000	5,180,000	100.00%	21.73 EUR	112,561,400	142,322,634
7 POZAVAROVALNICA SAVA	9,362,519	9,362,519	100.00%	10.64 EUR	99,617,202	125,955,990
8 TERME ČATEŽ	497,022	497,022	100.00%	195.00 EUR	96,919,290	2,485,830,437
9 ISKRA AVTOELEKTRIKA	1,608,313	1,608,313	100.00%	40.00 EUR	64,332,520	270,293,066
10 SALUS, LJUBLJANA	134,980	134,980	100.00%	419.00 EUR	56,556,620	71,510,190
11 AERODROM LJUBLJANA	1,936,229	1,936,229	100.00%	25.45 EUR	49,277,028	62,305,874
12 ETOL	254,619	254,619	100.00%	160.00 EUR	40,739,040	51,510,442
13 ŽITO	355,792	355,792	100.00%	68.00 EUR	24,193,856	30,590,712
14 DELO PRODAJA	593,549	593,549	100.00%	28.00 EUR	16,619,372	21,013,534
15 MLINOTEST	2,389,177	2,389,177	100.00%	5.50 EUR	13,140,474	16,614,815
16 KOMPAS MTS	594,601	594,601	100.00%	17.55 EUR	10,435,248	13,194,327
17 NIKA	189,876	189,876	100.00%	14.80 EUR	2,810,165	3,553,172
PREFERRED SHARES					12,681,600	16,034,615
1 PROBANKA	396,300	400,000	99.08%	32.00 EUR	12,681,600	16,034,615
TOTAL					2,353,721,059	5,528,281,622

EXCHANGE RATE 1 EUR= 1.2644 USD as of 28 Feb 2009

MARKET CAPITALISATION OF SHARES - ENTRY MARKET

	Issue	Number of shares traded	Number of issued shares	Share of traded shares	Price as of 28 Feb 2009	Market capitalisation as of 28 Feb 2009 (in EUR)	Market capitalisation as of 28 Feb 2009 (in USD)
	COMMON SHARES					1,539,009,477	1,945,923,583
1	NFD HOLDING	33,727,196	33,727,196	100.00%	5.50 EUR	185,499,578	234,545,666
2	LESNINA	76,495	76,495	100.00%	1,931.00 EUR	147,711,845	186,766,857
3	KD GROUP	2,675,640	2,675,640	100.00%	50.69 EUR	135,628,192	171,488,285
4	AKTIVA NALOŽBE	18,214,875	18,214,875	100.00%	6.50 EUR	118,396,688	149,700,772
5	HELIOS, DOMŽALE	278,446	278,446	100.00%	411.00 EUR	114,441,306	144,699,587
6	KD	186,436	186,436	100.00%	605.00 EUR	112,793,780	142,616,455
7	ZVON ENA HOLDING	12,431,743	12,431,743	100.00%	6.44 EUR	80,060,425	101,228,401
8	CINKARNA CELJE	814,626	814,626	100.00%	69.90 EUR	56,942,357	71,997,917
9	FINETOL	254,619	254,619	100.00%	184.80 EUR	47,053,591	59,494,561
10	INFOND HOLDING	16,833,414	16,833,414	100.00%	2.44 EUR	41,073,530	51,933,372
11	MAKSIMA INVEST	7,451,949	7,451,949	100.00%	5.20 EUR	38,750,135	48,995,670
12	MAKSIMA HOLDING	6,399,850	6,399,850	100.00%	4.79 EUR	30,655,282	38,760,538
13	ZVON DVA HOLDING	14,120,934	14,120,934	100.00%	2.11 EUR	29,795,171	37,673,014
14	VIPA HOLDING	7,347,565	7,347,565	100.00%	3.80 EUR	27,920,747	35,302,993
15	NAMA	953,795	953,795	100.00%	27.54 EUR	26,267,514	33,212,645
16	JUTEKS	641,432	641,432	100.00%	39.80 EUR	25,528,994	32,278,860
17	SWATY	288,940	288,940	100.00%	80.00 EUR	23,115,200	29,226,859
18	MARINA PORTOROŽ	313,932	313,932	100.00%	70.00 EUR	21,975,240	27,785,493
19	GRAND HOTEL UNION	1,814,613	1,814,613	100.00%	11.49 EUR	20,849,903	26,362,618
20	ZLATA MONETA II	8,232,861	8,232,861	100.00%	2.30 EUR	18,935,580	23,942,148
21	MEDVEŠEK PUŠNIK DZU	75,000	75,000	100.00%	240.00 EUR	18,000,000	22,759,200
22	TRIGLAV NALOŽBE	13,182,366	13,182,366	100.00%	1.27 EUR	16,741,605	21,168,085
23	MODRA LINJA HOLDING	2,192,411	2,192,411	100.00%	7.00 EUR	15,346,877	19,404,591
24	MERCATA	2,891,874	2,891,874	100.00%	5.00 EUR	14,459,370	18,282,427
25	GORENJSKI TISK	963,349	963,349	100.00%	14.00 EUR	13,486,886	17,052,819
26	CENTER NALOŽBE	3,777,004	3,777,004	100.00%	3.50 EUR	13,219,514	16,714,754
27	CETIS	200,000	200,000	100.00%	60.00 EUR	12,000,000	15,172,800
28	MEDVEŠEK PUŠNIK	800,000	800,000	100.00%	15.00 EUR	12,000,000	15,172,800
29	PLAMA - PUR	686,798	686,798	100.00%	15.00 EUR	10,301,970	13,025,811
30	HRAM HOLDING	4,346,667	4,346,667	100.00%	2.30 EUR	9,997,334	12,640,629
31	M1	3,932,515	3,932,515	100.00%	2.04 EUR	8,022,331	10,143,435
32	GEA	1,254,960	1,254,960	100.00%	5.99 EUR	7,517,210	9,504,761
33	MELAMIN	349,913	349,913	100.00%	21.20 EUR	7,418,156	9,379,516
34	DATALAB TEHNOLOGIJE	106,519	106,519	100.00%	68.00 EUR	7,243,292	9,158,418
35	ŽELEZARNA RAVNE - MONTER DRAVOGRAD	336,225	336,225	100.00%	19.00 EUR	6,388,275	8,077,335
36	ALPETOUR POTOVALNA AGENCIJA	497,847	497,847	100.00%	12.18 EUR	6,063,776	7,667,039
37	JAVOR PIVKA	1,194,700	1,194,700	100.00%	5.00 EUR	5,973,500	7,552,893
38	KS NALOŽBE	3,909,878	3,909,878	100.00%	1.50 EUR	5,864,817	7,415,475
39	SLOVENIJALES	273,377	273,604	99.92%	21.10 EUR	5,768,255	7,293,381
40	TERME DOBRNA	692,542	692,542	100.00%	6.50 EUR	4,501,523	5,691,726
41	ALPOS	144,913	144,913	100.00%	30.00 EUR	4,347,390	5,496,840
42	VELANA	1,409,645	1,409,645	100.00%	3.01 EUR	4,243,031	5,364,889
43	GORIŠKE OPEKARNE	523,634	523,634	100.00%	8.00 EUR	4,189,072	5,296,663
44	TRDNJAVA I HOLDING	891,750	891,750	100.00%	4.00 EUR	3,567,000	4,510,115
45	SIVENT	1,229,712	1,229,712	100.00%	2.30 EUR	2,828,338	3,576,150
46	INTERTRADE ITA	69,531	69,531	100.00%	40.49 EUR	2,815,310	3,559,678
47	KOŠAKI TMI	43,236	43,236	100.00%	58.00 EUR	2,507,688	3,170,721
48	ELMO	708,000	708,000	100.00%	3.50 EUR	2,478,000	3,133,183
49	INLES	712,410	712,410	100.00%	2.70 EUR	1,923,507	2,432,082
50	TEKSTINA	1,127,293	1,127,293	100.00%	1.40 EUR	1,578,210	1,995,489
51	MKT PRINT	103,954	103,954	100.00%	15.00 EUR	1,559,310	1,971,592
52	TRDNJAVA HOLDING	2,593,123	2,593,123	100.00%	0.52 EUR	1,348,424	1,704,947
53	MIP	1,978,742	1,978,742	100.00%	0.50 EUR	989,371	1,250,961
54	ZDRAVILIŠČE ROGAŠKA	901,581	961,898	93.73%	0.65 EUR	586,028	740,973
55	JELEN GOSTINSKO PODJETJE	67,798	67,798	100.00%	3.34 EUR	226,445	286,317
56	D NALOŽBE	90,810	90,810	100.00%	1.24 EUR	112,604	142,377
	PREFERRED SHARES					15,998,094	20,227,990
1	PRVA GROUP	170,000	170,000	100.00%	55.65 EUR	9,460,500	11,961,856
2	KD GROUP	266,413	266,413	100.00%	24.36 EUR	6,489,821	8,205,729
3	ZDRAVILIŠČE ROGAŠKA	28,102	30,000	93.67%	1.70 EUR	47,773	60,405
	TOTAL					1,555,007,571	1,966,151,573

EXCHANGE RATE 1 EUR= 1.2644 USD as of 28 Feb 2009

MARKET CAPITALISATION OF BONDS

Izdaja	Number of issued bonds	Price as of 28 Feb 2009	Principal amt. as of 28 Feb 2009	Currency of denomination	Market capitalisation as of 28 Feb 2009 (in EUR)	Market capitalisation as of 28 Feb 2009 (in USD)
1 REPUBLIKA SLOVENIJA 59 th ISSUE	25,553,128	96.88	41.73	EUR	1,033,062,472	1,306,204,190
2 REPUBLIKA SLOVENIJA 64 th ISSUE	1,000,000		1,000.00	EUR	1,000,000,000	1,264,400,000
3 REPUBLIKA SLOVENIJA 63 th ISSUE	1,000,000	98.75	1,000.00	EUR	987,500,000	1,248,595,000
4 SLOVENSKA ODŠKODNINSKA DRUŽBA 2 nd ISSUE	15,556,903	101.58	41.33	EUR	653,125,676	825,812,105
5 SID BANKA 1 st ISSUE	5,000	100.00	100,000.00	EUR	500,000,000	632,200,000
6 REPUBLIKA SLOVENIJA 62 nd ISSUE	9,358,736	96.00	41.73	EUR	374,918,451	474,046,890
7 REPUBLIKA SLOVENIJA 60 th ISSUE	8,833,535	100.50	41.73	EUR	370,466,533	468,417,884
8 REPUBLIKA SLOVENIJA 61 st ISSUE	7,880,699	100.25	41.73	EUR	329,683,723	416,852,100
9 REPUBLIKA SLOVENIJA 57 th ISSUE	6,223,274	104.40	41.73	EUR	271,123,902	342,809,062
10 REPUBLIKA SLOVENIJA 33 rd ISSUE	248,716	140.00	511.29	EUR	178,032,405	225,104,173
11 NLB 24 th ISSUE	100,000		1,000.00	EUR	100,000,000	126,440,000
12 REPUBLIKA SLOVENIJA 53 rd ISSUE	782,909	100.01	100.00	EUR	79,298,829	100,265,440
13 REPUBLIKA SLOVENIJA 54 th ISSUE	1,828,310	103.00	41.73	EUR	78,584,238	99,361,910
14 REPUBLIKA SLOVENIJA 38 th ISSUE	688,470	103.75	100.00	EUR	71,428,763	90,314,527
15 NLB 18 th ISSUE	150,000	100.00	417.29	EUR	62,593,500	79,143,221
16 DARS 2 nd ISSUE	148,000		417.29	EUR	61,758,920	78,087,978
17 DARS	134,300	101.00	417.29	EUR	56,602,467	71,568,160
18 NLB 15 th ISSUE	131,126	102.20	417.29	EUR	55,921,355	70,706,961
19 REPUBLIKA SLOVENIJA 29 th ISSUE	550,000	101.11	100.00	EUR	55,610,500	70,313,916
20 REPUBLIKA SLOVENIJA 48 th ISSUE	564,652	98.01	100.00	EUR	55,341,543	69,973,846
21 NLB 23 rd ISSUE	54,200		1,000.00	EUR	54,200,000	68,530,480
22 NLB 13 th ISSUE	117,335	107.50	417.29	EUR	52,634,926	66,551,601
23 REPUBLIKA SLOVENIJA 26 th ISSUE	499,765	102.50	100.00	EUR	51,225,913	64,770,044
24 BANKA CELJE 11 th ISSUE	50,000		1,000.00	EUR	50,000,000	63,220,000
25 REPUBLIKA SLOVENIJA 50 th ISSUE	485,270	101.53	100.00	EUR	49,269,463	62,296,309
26 REPUBLIKA SLOVENIJA 18 th ISSUE	450,166	101.50	100.00	EUR	45,691,849	57,772,774
27 DARS 3 rd ISSUE	102,000	102.00	417.29	EUR	43,414,852	54,893,738
28 KD HOLDING 1 st ISSUE	400,000	102.50	100.00	EUR	41,000,000	51,840,400
29 NLB 19 th ISSUE	100,000	98.00	417.29	EUR	40,894,420	51,706,905
30 NLB 17 th ISSUE	101,694	95.00	417.29	EUR	40,314,095	50,973,141
31 REPUBLIKA SLOVENIJA 23 rd ISSUE	400,000	100.00	100.00	EUR	40,000,000	50,576,000
32 KD HOLDING 2 nd ISSUE	400,000	97.20	100.00	EUR	38,880,000	49,159,872
33 POSLOVNI SISTEM MERCATOR	365,400	96.85	100.00	EUR	35,388,990	44,745,839
34 DELO PRODAJA 1 st ISSUE	4,662,470	70.00	10.00	EUR	32,637,290	41,266,589
35 ZAVAROVALNICA TRIGLAV 1 st ISSUE	30,000	108.70	1,000.00	EUR	32,610,000	41,232,084
36 NLB 16 th ISSUE	77,557	98.50	417.29	EUR	31,878,304	40,306,928
37 BANKA CELJE 10 th ISSUE	370,000	86.00	100.00	EUR	31,820,000	40,233,208
38 REPUBLIKA SLOVENIJA 21 st ISSUE	1,344,208	92.50	24.20	EUR	30,090,096	38,045,917
39 DROGA KOLINSKA 1 st ISSUE	30,000		1,000.00	EUR	30,000,000	37,932,000
40 PROBANKA 10 th ISSUE	30,000		1,000.00	EUR	30,000,000	37,932,000
41 NLB 22 nd ISSUE	298,940	100.00	100.00	EUR	29,894,000	37,797,974
42 NOVA KBM 8 th ISSUE	70,000	99.50	417.29	EUR	29,064,249	36,748,836
43 REPUBLIKA SLOVENIJA 49 th ISSUE	77,979	98.02	380.00	EUR	29,045,306	36,724,885
44 NLB 21 st ISSUE	69,500		417.29	EUR	29,001,655	36,669,693
45 NOVA KBM 7 th ISSUE	70,000	98.22	417.29	EUR	28,690,357	36,276,087
46 NLB 11 th ISSUE	26,326	99.70	1,000.00	EUR	26,247,022	33,186,735
47 NOVA KBM 5 th ISSUE	60,000	103.10	417.29	EUR	25,813,559	32,638,665
48 FACTOR BANKA 17 th ISSUE	25,000		1,000.00	EUR	25,000,000	31,610,000
49 PROBANKA 9 th ZDAJA	250,000	98.00	100.00	EUR	24,500,000	30,977,800
50 REPUBLIKA SLOVENIJA 32 nd ISSUE	238,655	101.00	100.00	EUR	24,104,155	30,477,294
51 NLB 20 th ISSUE	57,100		417.29	EUR	23,827,259	30,127,186
52 ABANKA VIPA 11 th ISSUE	500,000	99.70	41.73	EUR	20,802,405	26,302,561
53 CIMOS 1 st ISSUE	200,000	102.80	100.00	EUR	20,560,000	25,996,064
54 BANKA CELJE 9 th ISSUE	50,000	96.40	417.29	EUR	20,113,378	25,431,355
55 ABANKA VIPA 12 th ISSUE	500,000	95.50	41.73	EUR	19,926,075	25,194,529
56 ABANKA VIPA 10 th ISSUE	21,000	94.30	1,000.00	EUR	19,803,000	25,038,913
57 ABANKA VIPA 7 th ISSUE	173,000	98.50	100.00	EUR	17,040,500	21,546,008
58 POŠTNA BANKA SLOVENIJE 7 th ISSUE	40,000	94.70	417.29	EUR	15,806,945	19,986,302
59 POTEZA SKUPINA 1 st ISSUE	15,415	100.00	1,000.00	EUR	15,415,000	19,490,726
60 ABANKA 6 th ISSUE	135,000	100.50	100.00	EUR	13,567,500	17,154,747
61 FACTOR BANKA 11 th ISSUE	13,000	103.70	1,000.00	EUR	13,481,000	17,045,376
62 BANKA DOMŽALE 1 st ISSUE	125,000		100.00	EUR	12,500,000	15,805,000
63 BANKA CELJE 8 th ISSUE	125,000	98.00	100.00	EUR	12,250,000	15,488,900
64 PROBANKA 7 th ISSUE	120,000	102.00	100.00	EUR	12,240,000	15,476,256
65 FACTOR BANKA 19 th ISSUE	12,155	100.30	1,000.00	EUR	12,191,465	15,414,888
66 FACTOR BANKA 20 th ISSUE	13,090	93.00	1,000.00	EUR	12,173,700	15,392,426
67 FACTOR BANKA 14 th ISSUE	1,216	98.00	10,000.00	EUR	11,916,800	15,067,602
68 ABANKA VIPA 8 th ISSUE	100,000	101.80	100.00	EUR	10,180,000	12,871,592
69 BANKA CELJE 7 th ISSUE	100,000	100.20	100.00	EUR	10,020,000	12,669,288
70 FACTOR BANKA 12 th ISSUE	2,500,000	95.27	4.17	EUR	9,931,898	12,657,891
71 ABANKA VIPA 9 th ISSUE	100,000	96.31	100.00	EUR	9,631,000	12,177,436
72 PROBANKA 8 th ISSUE	92,000	100.00	100.00	EUR	9,200,000	11,832,480
73 FACTOR BANKA 15 th ISSUE	9,000	102.00	1,000.00	EUR	9,180,000	11,607,192
74 FACTOR BANKA 21 st ISSUE	7,338	93.00	1,000.00	EUR	6,824,340	8,628,695
75 KB1909 1 st ISSUE	10,000	102.50	600.00	EUR	6,150,000	7,776,060
76 FACTOR BANKA 9 th ISSUE	5,927	99.00	1,000.00	EUR	5,867,730	7,419,158
77 POTEZA NALOŽBE	100,000	100.60	58.01	EUR	5,836,178	7,379,264
78 FMR	50,000	103.00	100.00	EUR	5,150,000	6,511,860
79 DEOS 1 st ISSUE	58,259	100.02	88.09	EUR	5,133,062	6,490,243
80 FACTOR BANKA 16 th ISSUE	500	102.00	10,000.00	EUR	5,100,000	6,448,440
81 BANKA ZASAVJE 3 rd ISSUE	5,000	100.53	1,000.00	EUR	5,026,500	6,355,507
82 REPUBLIKA SLOVENIJA 44 th ISSUE	106,483	106.20	41.73	EUR	4,719,035	5,966,748
83 POŠTNA BANKA SLOVENIJE 6 th ISSUE	10,000	104.00	417.29	EUR	4,339,816	5,487,263
84 FACTOR BANKA 6 th ISSUE	10,000	100.00	419.65	EUR	4,196,510	5,306,067
85 STANOVANJSKI SKLAD RS 3 rd ISSUE	20,000	105.44	124.50	EUR	2,636,356	3,333,409
86 STANOVANJSKI SKLAD RS 1 st ISSUE	70,965	100.50	9.61	EUR	685,384	866,599
87 BANKA VIPA 7 th ISSUE	10,000	98.00	50.00	EUR	490,000	619,556
88 SIP STROJNA INDUSTRIJA 1 st ISSUE B SERIES	17,250	20.46		EUR	352,935	446,251
89 BANKA VIPA 6 th ISSUE	10,000	100.00	25.00	EUR	250,000	316,100
TOTAL					7,842,879,547	9,916,536,899

EXCHANGE RATE 1 EUR= 1.2644 USD as of 28 Feb 2009

MARKET CAPITALISATION OF OPEN-END FUNDS

	Mutual fund / ETF	Number of coupons traded	Price as of 28 Feb 2009	Market capitalisation as of 28 Feb 2009 (in EUR)	Market capitalisation as of 28 Feb 2009 (in USD)
1	INFOND GLOBAL	6,465,150	7.80 EUR	50,428,170	63,761,378
2	PROBANKA GLOBALNI NALOŽBENI SKLAD	73,407,550	0.640 EUR	46,834,017	59,216,931
3	INFOND DYNAMIC	5,088,079	3.30 EUR	16,790,661	21,230,111
4	MP-BALKAN.SI	378,272	20.77 EUR	7,856,709	9,934,023
5	MP-EUROSTOCK.SI	1,070,842	3.37 EUR	3,608,738	4,562,888
6	INDEKSNI VZAJEMNI SKLAD PB BIOTECH INDEX	572,704	1.09 EUR	624,247	789,298
7	INDEKSNI VZAJEMNI SKLAD PB URANIUM INDEX	838,743	0.490 EUR	414,339	523,890
	TOTAL			126,556,881	160,018,520

MARKET CAPITALISATION OF CLOSE-END FUNDS

	Investment company	Number of shares traded	Price as of 28 Feb 2009	Market capitalisation as of 28 Feb 2009 (in EUR)	Market capitalisation as of 28 Feb 2009 (in USD)
1	NFD 1 DELNIŠKI INVESTICIJSKI SKLAD	160,580,300	0.950 EUR	152,069,544	192,276,732
2	KRONA SENIOR ID	6,895,504	5.50 EUR	37,925,272	47,952,714
3	KD ID	9,181,542	3.59 EUR	32,961,736	41,676,819
4	ZVON ENA ID	2,277,577	6.44 EUR	14,667,596	18,545,708
	TOTAL			237,624,148	300,451,972

EXCHANGE RATE	1 EUR=	1.2644 USD as of 28 Feb 2009
----------------------	--------	------------------------------

E) OTHER

E1) INDICATORS AS OF 28 FEBRUARY 2009

ISSUE	Price as of 28 Feb 2008	Total net profit (loss) in 000 EUR in 2007 or 2008	Earning per share as of 31 Dec 2007 or 31 Dec 2008	P / E ⁽¹⁾	Dividend for 2007	Dividend yield	Book value as of 31 Dec 2007 or 31 Dec 2008	P / B ⁽¹⁾	Turnover ratio ⁽²⁾
PRIME MARKET SHARES									
Gorenje	9.04 EUR	22,672 EUR	1.90 EUR	4.76	0.450 EUR	4.98%	24.32 EUR	0.37	4.65%
Intereuropa	8.67 EUR	26,063 EUR	3.298 EUR	2.63	0.58 EUR	6.69%	22.04 EUR	0.39	3.17%
Krka	52.84 EUR	132,552 EUR	3.92 EUR	13.47	0.91 EUR	1.72%	19.27 EUR	2.74	4.80%
Luka Koper ⁽⁴⁾	22.73 EUR	30,124 EUR	2.15 EUR	10.56	0.55 EUR	2.42%	24.13 EUR	0.94	2.11%
Mercator ⁽⁵⁾	160.32 EUR	40,846 EUR	10.99 EUR	14.59	4.25 EUR	2.65%	217.26 EUR	0.74	1.68%
Petrol	264.27 EUR	53,256 EUR	25.84 EUR	10.23	5.90 EUR	2.23%	211.93 EUR	1.25	1.96%
Telekom Slovenije	123.08 EUR	88,340 EUR	13.58 EUR	9.06	12.80 EUR	10.40%	162.78 EUR	0.76	2.08%
PRIME MARKET AVERAGE ⁽⁶⁾				11.13		3.75%		1.15	
Abanka Vipava	50.30 EUR	36,810 EUR	6.71 EUR	7.50	1.01 EUR	2.01%	64.30 EUR	0.78	1.21%
Aerodrom ⁽⁴⁾	25.45 EUR	16,702 EUR	4.40 EUR	5.79	1.10 EUR	4.32%	29.05 EUR	0.88	3.53%
Delo Prodaja ⁽⁵⁾	28.00 EUR	4,884 EUR	8.534 EUR	3.28	0.70 EUR	2.50%	38.87 EUR	0.72	0.23%
Etol	160.00 EUR	2,792 EUR	10.97 EUR	14.59	3.92 EUR	2.45%	154.07 EUR	1.04	3.40%
Iskra Avtoelektrika	40.00 EUR	4,662 EUR	2.90 EUR	13.77	0.75 EUR	1.88%	28.07 EUR	1.43	0.41%
Istrabenz	21.73 EUR	112,647 EUR	21.75 EUR	1.00	3.79 EUR	17.44%	78.60 EUR	0.28	1.26%
Kompas MTS	17.55 EUR	(1,329 EUR)	(2.23 EUR)	⁽³⁾			79.62 EUR	0.22	0.01%
Minotest	5.50 EUR	273 EUR	0.11 EUR	48.09	0.04 EUR	0.73%	10.25 EUR	0.54	0.04%
Nika ^{(5) (8)}	14.80 EUR	(533 EUR)	(2.81 EUR)	⁽³⁾			15.17 EUR	0.98	0.01%
Nova KBM	8.09 EUR	52,332 EUR	2.25 EUR	3.60	0.20 EUR	2.47%	14.50 EUR	0.56	4.34%
Pivovarna Laško	47.26 EUR	58,890 EUR	6.73 EUR	7.02	1.00 EUR	2.12%	34.41 EUR	1.37	1.54%
Pozavarovalnica Sava	10.64 EUR	20,218 EUR	2.57 EUR	4.14			20.84 EUR	0.51	2.46%
Salus ⁽⁵⁾	419.00 EUR	14,385 EUR	114.00 EUR	3.68	40.00 EUR	9.55%	421.33 EUR	0.99	0.96%
Sava	225.48 EUR	39,293 EUR	19.61 EUR	11.50	3.00 EUR	1.33%	270.75 EUR	0.83	0.97%
Terme Čatež	195.00 EUR	3,978 EUR	8.06 EUR	24.20	4.35 EUR	2.23%	168.66 EUR	1.16	0.01%
Zavarovalnica Triglav ⁽⁷⁾	14.19 EUR	51,939 EUR	2.28 EUR	6.21	0.25 EUR	1.76%	25.79 EUR	0.55	8.06%
Žito	68.00 EUR	4,287 EUR	12.15 EUR	5.59	4.60 EUR	6.76%	195.23 EUR	0.35	0.89%
STANDARD MARKET AVERAGE ⁽⁶⁾				5.65		2.82%		0.68	

Calculated on the basis of last audited consolidated financial statements. Average number of shares traded in last 2 years has been used for the calculations.

(1) P / E = price / earnings per share.

(2) Yearly turnover / average market capitalisation (based on data at the end of current month, before 6 months and before 12 months).

(3) Not applicable.

(4) By Aerodrom Ljubljana P / E is calculated on all shares.

(5) Calculated on the basis of audit consolidated financial statements based on Slovene accounting standards.

(6) Average ratios:

Average P/E = total market capitalisation of common shares listed (31 Jan 2009) / total net profit of companies listed on prime market or official market (in 2007), adjusted with share of listed securities.

Average div. yield = total dividends, paid by the companies listed in 2007 or 2008, adjusted with share of listed securities / total market capitalisation of common shares on prime market or official market (31 Jan 2009).

Average price / book value = total market capitalisation of common shares listed (31 Jan 2009) / total equity of companies listed on prime market or official market (31 Dec 2007), adjusted with share of listed securities.

(7) Values adjusted according to the share split ratio (1:4).

(8) Calculated on the basis of audit consolidated financial statements for 2008

E2) RECORD VALUES

RECORD DAILY TURNOVER IN 2009

26 Feb 2009

	Turnover (in EUR)	Number of bargains	Volume in pieces
Order book trades	1,825,108	536	95,749
Cross trades (excluding block trades)	178,756	38	9,679
Block trades	5,288,748	3	138,019
Total	7,292,612	577	243,447

MAX AND MIN VALUE OF TURNOVER AND INDICES

	In 2009		1989-2008	
Monthly turnover - block trades excluded (in 000 EUR)	53,396.45	February	250,231.98	July 2006
Daily turnover - block trades excluded (in 000 EUR)	3,238.64	26 Feb 2009	42,083.43	10 Dec 2007
Number of bargains per day - block trades excluded	829.00	6 Feb 2009	6,391.00	27 Dec 2002
Value of block trade (in 000 EUR)	4,874.20	26 Feb 2009	75,012.95	23 Nov 2005
Max value of SBI 20 index	3,972.70	19 Jan 2009	12,242.01	31 Aug 2007
Min value of SBI 20 index	3,617.26	27 Feb 2009	891.93	10 Sep 1996
Max value of SBI TOP index	933.38	10 Feb 2009	2,674.69	31 Aug 2007
Min value of SBI TOP index	844.88	5 Jan 2009	534.14	8 Jul 2003
Other				
Market capitalisation of shares in EURm	8,595.60	31 Jan 2009	19,806	31 Aug 2007
End of month share in market cap of foreign investors	6.92%	28 Feb 2009	19.68%	31 Dec 2002

E3) NEW LISTED AND DELISTED SECURITIES AND CHANGES IN 2009

NEW LISTED SECURITIES

BOND MARKET

Issuer	Trading code	Nomin. value of issue	Issue	Listing date	First trading day
REPUBLIKA SLOVENIJA	RS64	1,000,000,000 EUR	64 th issue	30 Jan 2009	6 Feb 2009

DELISTED SECURITIES

EQUITY MARKET - ENTRY MARKET

Issuer	Trading code	Type of share	Delisting date
NIKO	NKPG	common	22 Jan 2009
TOSAMA	TODG	common	28 Jan 2009

EXTENDED LISTING OF SECURITIES

EQUITY MARKET - STANDARD MARKET

Issuer	Trading code	Type of share	Number of shares before extension	Number of shares after extension	Extension date
PROBANKA	PRBP	preferred	396,295	396,300	11 Feb 2009

BOND MARKET

Issuer	Trading code	Issue	Number of bonds before reduction	Number of bonds after reduction	Reduction date
DELO PRODAJA	DPR1	1 st issue	200,000	4,662,470	8 Jan 2009
SLOVENSKA IZVOZNA IN RAZVOJNA BANKA	SI01	1 st issue	2,500	5,000	12 Jan 2009

EXPIRED BONDS

Issuer	Trading code	Issue	Last trading day
HOTELI BERNARDIN	HTB1E	1 st issue	26 Jan 2009
REPUBLIKA SLOVENIJA	RS56	56 th issue	4 Feb 2009

F) LIST OF SECURITIES

F1) EQUITY MARKET

PRIME MARKET

	Issuer	Trading code	First trading day	Nominal value of issue listed	Number of shares traded	Isin code	Sector
1	GORENJE, VELENJE	GRVG	10 Nov 2000 ⁽²⁾	no par value	14,030,000	SI 003110407 6	household appliances
2	INTEREUROPA, KOPER	IEKG	June 1998 (free market) 12 Jan 1998	no par value	7,902,413	SI 003110009 0	retail trade
3	LUKA KOPER	LKPG	20 Nov 1996	no par value	14,000,000	SI 003110134 6	transport
4	KRKA TOVARNA ZDRAVIL, NOVO MESTO	KRKG	4 Nov 1997	no par value	35,426,120	SI 003110212 0	pharmaceutical & chemical industry
5	MERCATOR, LJUBLJANA	MELR	22 Dec 1997	no par value	3,765,361	SI 003110008 2	commerce industry, agriculture
6	PETROL, LJUBLJANA	PETG	5 May 1997	no par value	2,086,301	SI 003110215 3	crude-oil and gas trade
7	TELEKOM SLOVENIJE	TLSG	2 Oct 2006	no par value	6,535,478	SI 003110429 0	telecommunication

STANDARD MARKET - COMMON SHARES

	Issuer	Trading code	First trading day	Nominal value of issue listed	Number of shares traded	Isin code	Sector
1	ABANKA VIPA	ABKN	27 Oct 2008	no par value	7,198,864	SI 002110860 8	banking
2	AERODROM, LJUBLJANA	AELG	8 Oct 1997	no par value	1,936,229	SI 003110327 6	airport services
3	DELO PRODAJA	DPRG	12 Feb 2001	no par value	593,549	SI 003110707 9	trade
4	ETOL, CELJE	ETOG	21 Feb 1997	no par value	254,619	SI 003110133 8	essential oils and fragrances production
5	ISKRA AVTOELEKTRIKA	IALG	16 Oct 2006	no par value	1,608,313	SI 003110704 6	production of electrical equipment for machinery and vehicles
6	ISTRABENZ, KOPER	ITBG	16 June 1997	no par value	5,180,000	SI 003110207 0	holding companies management
7	KOMPAS MTS	MTSG	8 Dec 2000	no par value	594,601	SI 003110370 6	catering service, border-crossing and tourist services
8	MLINOTEST, AJDOVŠČINA	MAJG	3 Apr 2000	no par value	2,389,177	SI 003110820 0	food processing industry
9	NIKA, BREŽICE	NIKN	23 June 1992	no par value	189,876	SI 003110079 3	financial consultancy and services
10	NOVA KBM	KBMR	10 Dec 2007	no par value	26,081,979	SI 002110405 2	banking
11	PIVOVARNA LAŠKO	PILR	1 Feb 2000	no par value	8,581,972	SI 003110741 8	brewery
12	POZAVAROVALNICA SAVA	POSR	12 Jun 2008	no par value	9,362,519	SI 002111051 3	reinsurance
13	SALUS, LJUBLJANA	SALR	16 Jan 1992	no par value	134,980	SI 003110568 5	full-line pharmaceutical wholesale
14	SAVA, KRANJ	SAVA	6 Jan 2000	no par value	2,006,987	SI 003110845 4	chemicals
15	TERME ČATEŽ	TCRG	26 Aug 1993	no par value	497,022	SI 003110063 7	health resort
16	ZAVAROVALNICA TRIGLAV	ZVTG	9 Sep 2008	no par value	22,735,148	SI 002111165 1	insurance company
17	ŽITO, LJUBLJANA	ZTOG	20 Mar 2000	no par value	355,792	SI 003110844 0	flour, bread, pasta and sweets production

STANDARD MARKET - PREFERRED SHARES

	Issuer	Trading code	First trading day	Nominal value of issue listed	Number of shares traded	Isin code	Sector
1	PROBANKA, MARIBOR	PRBP	30 Mar 1993	no par value	396,300	SI 002120040 5	banking

ENTRY MARKET - COMMON SHARES

	Issuer	Trading code	First trading day	Nominal value of issue listed	Number of shares traded	Isin code	Sector
1	AKTIVA NALOŽBE, LJUBLJANA	ATPG	27 Feb 2004	no par value	18,214,875	SI 002111216 2	holding companies management
2	ALPETOUR POTOVALNA AGENCIJA	APAG	2 Aug 2000	no par value	497,847	SI 003110989 3	passengers transport
3	ALPOS	APOG	10 Apr 2006	no par value	144,913	SI 003111342 4	production of metal goods and equipment
4	CENTER NALOŽBE	IFHR	22 Jul 2004	no par value	3,777,004	SI 002111308 7	holding companies management
5	CETIS, CELJE	CETG	10 Mar 1997	no par value	200,000	SI 003110084 3	paper industry and graphics
6	CINKARNA, CELJE	CICG	6 Mar 1998	no par value	814,626	SI 003110380 5	metallurgic and chemical industry
7	D NALOŽBE	DFNR	31 Mar 2008	no par value	90,810	SI 003111394 5	holding companies management
8	DATALAB	DATR	30 Jun 2008	no par value	106,519	SI 003111451 3	software development
9	ELMO, LJUBLJANA	IELG	22 Feb 2001	no par value	708,000	SI 003111026 3	electrical installations
10	FINETOL	FINR	29 Feb 2008	no par value	254,619	SI 002111396 2	holding companies management
11	GEA TOVARNA OLJA	GSBG	30 June 1996	no par value	1,254,960	SI 003110129 6	oil - producing industry
12	GORENJSKI TISK, KRANJ	GTKG	19 Sep 1996	no par value	963,349	SI 003110119 7	graphics services
13	GORIŠKE OPEKARNE, RENČE	GORG	8 Mar 1999	no par value	523,634	SI 003110499 3	production of different clay brick products
14	GRAND HOTEL UNION	GHUG	5 Jan 2000	no par value	1,814,613	SI 003110865 5	hotel industry
15	HELIOS, DOMŽALE	HDOG	19 Sep 1996	11,694,732 SIT	278,446	SI 003110114 8	intermediary on fuel, mine sector
16	HRAM HOLDING	ST1R	27 Jan 2004	no par value	4,346,667	SI 002111210 5	holding companies management
17	INFOND HOLDING	IFFR	23 Sept 2002	no par value	16,833,414	SI 002111076 0	holding companies management
18	INLES, RIBNICA	IHPG	8 Oct 1999	no par value	712,410	SI 003110745 9	production of furniture mechanical engineering
19	INTERTRADE ITA	INRG	20 Oct 1997	2,920,302 EUR	69,531	SI 003110333 4	representative
20	JAVOR, PIVKA	JPIG	13 Nov 2000	no par value	1,194,700	SI 003110910 9	production of plywood, bound and layer wood, fibre and other slabs
21	JELEN, SLOVENSKE KONJICE	JESG	29 Nov 1999	67,798,000 EUR	67,798	SI 003110430 8	restaurant & hotel capacities
22	JUTEKS, ŽALEC	JTKG	2 Nov 1999	no par value	641,432	SI 003110786 3	floor panel production on various linings
23	KD GROUP	KDHR	5 Feb 2001	no par value	2,675,640	SI 003111046 1	holding companies management
24	KOŠAKI TMI, MARIBOR	TKMG	11 Oct 1999	no par value	43,236	SI 003110424 1	secondary meat industry and production of meat products
25	KS NALOŽBE	KSFR	24 Dec 2007	no par value	3,909,878	SI 002111385 5	holding companies management

26	LESNINA	MILG	12 Jan 2002	no par value	76,495	SI 003111116 2	wholesale and retail of furniture
27	MARINA, PORTOROŽ	MAPG	19 Sep 1996	no par value	313,932	SI 003110058 7	nautical and hotel industry
28	MAKSIMA HOLDING	MAHR	6 May 2003	no par value	6,399,850	SI 002111151 1	holding companies management
29	MAKSIMA INVEST	MKIR	26 Oct 2004	no par value	7,451,949	SI 002111319 4	holding companies management
30	MEDVEŠEK PUŠNIK, LJUBLJANA	MPLR	12 Dec 1997	no par value	800,000	SI 002110324 5	financial consulting
31	MEDVEŠEK PUŠNIK DZU	MDUR	13 Dec 2007	no par value	75,000	SI 002111160 2	holding companies management
32	MELAMIN, KOČEVJE	MKOG	23 Sep 1996	no par value	349,913	SI 003110130 4	chemical industry
33	MERCATA	MR0R	27 Jul 2004	no par value	2,891,874	SI 002111199 0	holding companies management
34	MESNA INDUSTRIJA PRIMORSKE	MIPG	19 June 2000	no par value	1,978,742	SI 003110969 5	meat processing industry; wholesale and retail trade with provisions
35	MKT PRINT	MKTG	11 Oct 1999	no par value	103,954	SI 003110094 2	printing, publishing, retail and wholesale
36	MODRA LINIJA HOLDING	MLHR	20 Nov 2002	no par value	2,192,411	SI 002111058 8	holding companies management
37	M1	MR1R	4 Aug 2004	no par value	3,932,515	SI 002111311 1	holding companies management
38	NAMA, LJUBLJANA	NALN	30 Apr 2004	no par value	953,795	SI 003110269 0	retail trade and renting of business premises
39	NFD HOLDING	NF2R	10 Dec 2003	no par value	33,727,196	SI 002111200 6	holding companies management
40	PLAMA PUR	POPG	6 Dec 1999	no par value	686,798	SI 003110822 6	production and refashioning of poliuretanic (plastic) foams
41	KD	SKDR	21 Dec 2000	no par value	186,436	SI 003111016 4	holding companies management
42	SIVENT	SING	27 Feb 2008	no par value	1,229,712	SI 002111139 6	venture capital investing
43	SLOVENIJALES, LJUBLJANA	SLLG	8 May 1996	no par value	273,377	SI 003110040 5	commerce, engineering, representation
44	TEKSTINA, AJDOVŠČINA	TEAG	12 Feb 1997	no par value	1,127,293	SI 003110221 1	textile industry
45	TERME DOBRNA	ZDDG	5 July 1999	no par value	692,542	SI 003110539 6	medical services, tourist and hotel trade
46	TRDNJAVA HOLDING	TR0R	31 Mar 2004	no par value	2,593,123	SI 002111219 6	holding companies management
47	TRDNJAVA I HOLDING	TR1R	31 Mar 2004	no par value	891,750	SI 002111220 4	holding companies management
48	TRIGLAV NALOŽBE	TRSG	7 Apr 2004	no par value	13,182,366	SI 002111223 8	holding companies management
49	TUB SWATY, MARIBOR	TUBG	30 Dec 1997	no par value	288,940	SI 003110344 1	production and trade of knife grinders
50	VELANA, LJUBLJANA	VLJG	23 Dec 2002	no par value	1,409,645	SI 003110069 4	non-clothing textile manufacturer
51	VIPA HOLDING	VHDR	5 Nov 2003	no par value	7,347,565	SI 002111131 3	other financial intermediation
52	ZDRAVILIŠČE ROGAŠKA	RGS	11 Feb 1999	901,581,000 EUR	901,581	SI 003110489 4	health resort
53	ZLATA MONETA II finančna družba	ZM2R	13 Nov 2003	no par value	8,232,861	SI 002111198 2	other financial intermediation
54	ZVON ENA HOLDING	ZVHR	30 Oct 2003	no par value	12,431,743	SI 002111177 6	holding companies management
55	ZVON DVA HOLDING ŽELEZARNA RAVNE - MONTER	ZV2R	25 Feb 2004	no par value	14,120,934	SI 002111215 4	holding companies management
56	DRAVOGRAD	ZMDG	17 Sep 1999	no par value	336,225	SI 003110696 4	management of investment portfolios of subsidiaries

ENTRY MARKET - PREFERRED SHARES

	Issuer	Trading code	First trading day	Nominal value of issue listed	Number of shares traded	Isin code	Sector
1	KD GROUP	KDHP	18 July 2001	no par value	266,413	SI 003120050 2	holding companies management
2	PRVA GROUP	PPDG	20 Jul 2005	7,140,000 EUR	170,000	SI 002120064 5	pension insurance
3	ZDRAVILIŠČE ROGAŠKA	RGP	11 Feb 1999	56,204,000 EUR	28,102	SI 003120028 8	health resort

F) LIST OF SECURITIES

F2) BOND MARKET

CORPORATE BONDS

	Issuer	Trading code	First trading day	Nominal value of issue traded	Coupon interest rate	Maturity	Sector
1	ABANKA VIPA	AB06	25 Nov 2002	13,500,000 EUR	5.9% p.a.	2002-2009	banking
2	ABANKA VIPA	AB07	30 Oct 2003	17,300,000 EUR	5.3% p.a.	2003-2010	banking
3	ABANKA VIPA	AB08	16 Oct 2006	10,000,000 EUR	4.9% p.a.	2003-2011	banking
4	ABANKA VIPA	AB09	16 Oct 2006	10,000,000 EUR	4.7% p.a.	2003-2011	banking
5	ABANKA VIPA	AB10	16 Oct 2006	21,000,000 EUR	4.6% p.a.	2004-2011	banking
6	ABANKA VIPA	AB11	30 Jun 2006	20,865,000 EUR	4.0% p.a.	2005-2010	banking
7	ABANKA VIPA	AB12	30 Jun 2006	20,865,000 EUR	3.8% p.a.	2005-2010	banking
8	ABANKA VIPA	VIP6	6 Mar 2000	2,000,000 EUR	5.5% p.a.	1999-2009	banking
9	ABANKA VIPA	VIP7	19 July 2001	2,000,000 EUR	6.2% p.a.	2001-2010	banking
10	BANKA CELJE	BCE9	16 Oct 2006	20,864,500 EUR	3.8% p.a.	2005-2010	banking
11	BANKA CELJE	BCE7	17 Nov 2003	10,000,000 EUR	5.15% p.a.	2003-2010	banking
12	BANKA CELJE	BCE8	26 Oct 2004	12,500,000 EUR	4.9% p.a.	2004-2011	banking
13	BANKA CELJE	BCE10	12 Sep 2007	37,000,000 EUR	5.0% p.a.	2007-2017	banking
14	BANKA CELJE	BCE11	11 Jul 2008	50,000,000 EUR	6m EURIBOR + 200 b.p.	2008-openend	banking
15	BANKA ZASAVJE	BZ03	27 Jul 2004	5,000,000 EUR	4.5% p.a.	2004-2011	banking
16	CIMOS	CIM1	21 Jul 2005	20,000,000 EUR	5.75% p.a.	2004-2011	automobile industry
17	DARS	DRS1	30 Dec 2004	56,042,047 EUR	5.1% p.a.	2004-2024	performing financial engineering, preparatory, organization and policy making of building, maintenance of road network and management of super highways in Republic of Slovenia
18	DARS	DRS2	8 Nov 2005	61,758,920 EUR	4.5% p.a.	2005-2025	performing financial engineering, preparatory, organization and policy making of building, maintenance of road network and management of super highways in Republic of Slovenia
19	DARS	DRS3	3 Feb 2006	42,563,580 EUR	4,0% p.a.	2005-2020	performing financial engineering, preparatory, organization and policy making of building, maintenance of road network and management of super highways in Republic of Slovenia
20	DELO PRODAJA	DPR1	21 Aug 2008	46,624,700 EUR	6m EURIBOR + 0,6%	2008-2018	trade
21	DEOS	DEO1	28 Sep 2005	5,825,900 EUR	6% p.a.	2004-2014	the construction and maintenance of safe homes
22	DROGA KOLINSKA	DRK1	1 Jul 2008	30,000,000 EUR	5,50% p.a.	2007-2010	
23	FACTOR BANKA	FB14	7 Mar 2007	12,160,000 EUR	4,0% p.a.	2006-2012	banking
24	FACTOR BANKA	FB15	4 May 2007	9,000,000 EUR	6m EURIBOR + 1,05% p.a.	2006-2012	banking
25	FACTOR BANKA	FB16	19 Mar 2008	5,000,000 EUR	5,75% p.a.	2007-openend	banking
26	FACTOR BANKA	FB17	2 Oct 2007	25,000,000 EUR	6m EURIBOR + 60 b.p.	2007-2011	banking
27	FACTOR BANKA	FB19	19 Mar 2008	12,155,000 EUR	6m EURIBOR + 95 b.p.	2007-2010	banking
28	FACTOR BANKA	FB06	23 May 2005	4,196,500 EUR	2 % + 6month EURIBOR	2002-2009	banking
29	FACTOR BANKA	FB09	10 May 2005	5,927,000 EUR	4,8% p.a.	2004-2014	banking
30	FACTOR BANKA	FB11	25 Oct 2005	13,000,000 EUR	1.5% + 6 month EURIBOR	2005-2020	banking
31	FACTOR BANKA	FB12	7 Mar 2006	10,425,000 EUR	3,75% p.a.	2005-2010	banking
32	FACTOR BANKA	FB20	12 Jun 2008	13,090,000 EUR	6m EURIBOR + 160 b.p.	2008-2013	banking
33	FACTOR BANKA	FB21	12 Sep 2008	7,338,000 EUR	6m EURIBOR + 160 b.p.	2008-2013	banking
34	FMR	FMR1	5 May 2005	5,000,000 EUR	4,6 % p.a.	2004-2009	holding companies management
35	KB1909	KBG1	10 Oct 2007	10,000,000 EUR	6m EURIBOR + 125 b.p.	2006-2011	financial services and holding companies management
36	KD HOLDING	KDH1	16 Dec 2005	40,000,000 EUR	5,45% p.a.	2005-2015	holding companies management
37	KD HOLDING	KDH2	7 Apr 2006	40,000,000 EUR	4,85% p.a.	205-2015	holding companies management
38	NOVA KBM	KBM5	26 Oct 2004	25,037,400 EUR	5,3% p.a.	2004-2009	banking
39	NOVA KBM	KBM7	30 Jun 2005	29,210,300 EUR	4,1% p.a.	2004-2011	banking
40	NOVA KBM	KBM8	30 Jun 2005	29,210,300 EUR	3,9% p.a.	2005-2010	banking
41	NOVA LJUBLJANSKA BANKA	BDM1	19 Sep 2008	12,500,000 EUR	6m EURIBOR + 140 b.p.	2008-2013	banking
42	NOVA LJUBLJANSKA BANKA	NLB15	16 Oct 2006	54,717,569 EUR	4,8% p.a.	2004-2012	banking
43	NOVA LJUBLJANSKA BANKA	NLB11	18 Jun 2003	26,326,000 EUR	5,1% p.a.	2002-2009	banking
44	NOVA LJUBLJANSKA BANKA	NLB13	14 Nov 2003	48,962,722 EUR	7% p.a.	2003-2013	banking
45	NOVA LJUBLJANSKA BANKA	NLB16	30 Jun 2005	32,363,761 EUR	4,0% p.a.	2004-2009	banking
46	NOVA LJUBLJANSKA BANKA	NLB17	30 Jun 2005	42,435,889 EUR	3,85% p.a.	2005-2011	banking
47	NOVA LJUBLJANSKA BANKA	NLB18	29 Dec 2005	62,593,500 EUR	4,15% p.a.	2005-2015	banking
48	NOVA LJUBLJANSKA BANKA	NLB19	29 Dec 2005	41,729,000 EUR	4,0% p.a.	2005-2016	banking
49	NOVA LJUBLJANSKA BANKA	NLB20	25 Aug 2006	23,827,259 EUR	3,75% p.a. first 3 years, then 6m EURIBOR + 30 b.p.	2006-2013	banking
50	NOVA LJUBLJANSKA BANKA	NLB21	27 Dec 2006	29,001,655 EUR	4,0% p.a.	2006-2009	banking
51	NOVA LJUBLJANSKA BANKA	NLB22	11 Jan 2007	29,894,000 EUR	6m EURIBOR + 25 b.p.	2006-2011	banking
52	NOVA LJUBLJANSKA BANKA	NLB23	28 Nov 2007	54,200,000 EUR	3m EURIBOR + 20 b.p.	2007-2012	banking
53	NOVA LJUBLJANSKA BANKA	NLB24	19 Sep 2008	100,000,000 EUR	6m EURIBOR + as specified in Prospectus 4.7	2008-2013	banking
54	POSLOVNI SISTEM MERCATOR	MEO1	16 Oct 2006	36,540,000 EUR	4,8% p.a.	2004-2011	commerce industry, agriculture
55	POŠTNA BANKA SLOVENIJE	PBS6	16 Oct 2006	4,172,900 EUR	4,4% p.a.	2004-2012	banking
56	POŠTNA BANKA SLOVENIJE	PBS7	16 Oct 2006	16,691,600 EUR	4,7% p.a.	2004-2011	banking
57	POTEZA GROUP	PSN1	8 Dec 2008	15,415,000 EUR	7,5% p.a.	2008-2011	holding companies management
58	POTEZA NALOŽBE	PNO1	29 Sep 2004	10,000,000 EUR	5,25% p.a.	2003-2011	enterprise and business counseling

59	PROBANKA, MARIBOR	PRB9	16 Apr 2008	25,000,000 EUR	3m EURIBOR +1.5% (2.7 after 10 years)	2007-openend	banking
60	PROBANKA, MARIBOR	PRB7	16 Oct 2006	12,000,000 EUR	5.2% p.a.	2004-2010	banking
61	PROBANKA, MARIBOR	PRB8	16 Mar 2007	9,200,000 EUR	3.9% p.a.	2006-2012	banking
62	PROBANKA, MARIBOR	PRB10	30 Dec 2008	30,000,000 EUR	6.1% p.a.	2008-2015	banking
63	SIP, STROJNA INDUSTRIJA SLOVENSKA IZVOZNA IN RAZVOJNA BANKA	SIPBE	19 June 2000	1,763,985 EUR	6% p.a.	1999-2009	manufacturing farm equipment
64	BANKA	SI01	24 Dec 2008	500,000,000 EUR	6m EURIBOR + 100 b.p.	2008-2011	banking
65	STANOVANJSKI SKLAD RS	SSR1E	4 Jul 1996	3,628,440 EUR	6% p.a.	1995-2010	national mortgage agency
66	STANOVANJSKI SKLAD RS	SSR3	16 Oct 2006	8,345,800 EUR	TOM + 6.10% p.a.	2001-2011	national mortgage agency

INSURANCE

	Issuer	Trading code	First trading day	Nominal value of issue traded	Coupon interest rate	Maturity	Sector
1	ZAVAROVALNICA TRIGLAV	ZT01	2 Jun 2004	30,000,000 EUR	5.125% p.a.	2003-2013	insurance

MUNICIPAL and GOVERNMENT BONDS

	Issuer	Trading code	First trading day	Nominal value of issue traded	Coupon interest rate	Maturity	Sector
1	REPUBLIC OF SLOVENIA	RS18	15 May 2000	45,016,600 EUR	6% p.a.	2000-2010	government bond
2	REPUBLIC OF SLOVENIA	RS21	18 Nov 2002	56,093,800 EUR	1% p.a. + TOM *	2001-2015	government bond
3	REPUBLIC OF SLOVENIA	RS23	20 Feb 2001	40,000,000 EUR	6% p.a.	2001-2011	government bond
4	REPUBLIC OF SLOVENIA	RS26	14 June 2001	49,976,500 EUR	5.375% p.a.	2001-2011	government bond
5	REPUBLIC OF SLOVENIA	RS29	25 Jan 2002	55,000,000 EUR	5.375% p.a.	2002-2012	government bond
6	REPUBLIC OF SLOVENIA	RS32	25 Jan 2002	23,865,500 EUR	5.375% p.a.	2002-2012	government bond
7	REPUBLIC OF SLOVENIA	RS33	9 Apr 2002	127,166,004 EUR	8% p.a.	2002-2022	government bond
8	REPUBLIC OF SLOVENIA	RS38	30 Apr 2002	68,847,000 EUR	5.63% p.a.	2002-2017	government bond
9	REPUBLIC OF SLOVENIA	RS44	29 Nov 2002	4,443,536 EUR	6.65% p.a.	2002-2012	government bond
10	REPUBLIC OF SLOVENIA	RS48	10 Dec 2002	56,465,200 EUR	4.75% p.a.	2002-2012	government bond
11	REPUBLIC OF SLOVENIA	RS49	22 Jan 2003	29,632,020 EUR	4.75% p.a.	2003-2022	government bond
12	REPUBLIC OF SLOVENIA	RS50	11 Mar 2003	48,527,000 EUR	4.50% p.a.	2003-2013	government bond
13	REPUBLIC OF SLOVENIA	RS53	17 Apr 2003	79,290,900 EUR	4.875% p.a.	2003-2018	government bond
14	REPUBLIC OF SLOVENIA	RS54	29 Oct 2003	76,295,376 EUR	5.75% p.a.	2003-2013	government bond
15	REPUBLIC OF SLOVENIA	RS57	29 Mar 2004	259,697,224 EUR	4.875% p.a.	2004-2014	government bond
16	REPUBLIC OF SLOVENIA	RS59	2 Feb 2005	1,066,332,031 EUR	4% p.a.	2005-2016	government bond
17	REPUBLIC OF SLOVENIA	RS60	14 Apr 2005	368,623,416 EUR	3.5 % p.a.	2005-2010	government bond
18	REPUBLIC OF SLOVENIA	RS61	24 Jan 2006	328,861,569 EUR	3.25 % p.a.	2006-2011	government bond
19	REPUBLIC OF SLOVENIA	RS62	24 Jan 2006	390,540,053 EUR	3.5 % p.a.	2005-2017	government bond
20	REPUBLIC OF SLOVENIA	RS63	11 Feb 2008	1,000,000,000 EUR	4.375 % p.a.	2008-2019	government bond
21	REPUBLIC OF SLOVENIA	RS64	6 Feb 2009	1,000,000,000 EUR	4.25% p.a.	2009-2012	government bond
22	SLOVENSKA ODŠKODNINSKA DRUŽBA	SOSZE	7 Apr 1997	795,424,450 EUR	6 % p.a.	1996-2016	meeting commitments deriving from denationalisation process

* TOM (abbreviation for: "temeljna obrestna mera"- base interest rate) - indexation factor, calculated as twelve month average of monthly consumer price index

F3) FUND MARKET

	Open-end fund	Trading code	First trading day	Value of first trade	Number of coupons traded	Isin code	Type
1	Infond Global	INDGL	10 Oct 2008	10.09	6,465,150	SI 002140112 8	mutual fund
2	Infond Dynamic	INDDY	24 Oct 2008	3.90	5,088,079	SI 002140113 6	mutual fund
3	MP-BALKAN.SI	MPBL	24 Nov 2006	62.36	378,272	SI 002140002 1	mutual fund
4	MP-EUROSTOCK.SI	MPEU	16 Jun 2006	5.47	1,070,842	SI 002140001 3	mutual fund / ETF
3	PB Biotech Index	PBDBI	23 Jun 2008	0.963	572,704	SI 002140092 2	mutual fund / ETF
4	PB Uranium Index	PBDUI	23 Jun 2008	0.982	838,743	SI 002140093 0	mutual fund / ETF
3	Probanka globalni naložbeni sklad	PBGS	24 Nov 2006	0.710	73,407,550	SI 002140003 9	mutual fund

F4) CLOSED-END FUND MARKET

	Issuer	Trading code	First trading day	Nominal value of shares traded	Number of shares traded	Isin code	Sector
1	KD ID	KDIR	9 Feb 2001	no par value	9,181,542	SI 002111341 8	investment fund
2	KRONA SENIOR ID	SNOG	8 Dec 1998	no par value	6,895,504	SI 002110590 1	investment fund
3	NFD 1 DELNIŠKI INVESTICIJSKI SKLAD	NF1N	26 Oct 1998	no par value	160,580,300	SI 002110600 8	investment fund
4	ZVON ENA ID	ZVIR	24 Nov 2003	no par value	2,277,577	SI 002111178 4	investment fund