

MONTHLY STATISTICS
LJUBLJANA STOCK EXCHANGE
APRIL 2009
Year XV., No. 4/09

TURNOVER

Market	Turnover (in 000 EUR)	Volume in pieces	Number of trades
Shares	20,562	961,704	8,164
Prime Market	14,719	340,261	4,626
Standard Market	4,038	171,892	1,716
Entry Market	1,806	449,551	1,822
Bonds	6,702	88,504	483
Investment coupons	390	363,466	311
Plus Market	15	23,872	14
General Market	375	339,594	297
Closed-end Funds Shares	889	783,700	774
Short-term securities	0	0	0
Total	28,542	2,197,374	9,742

MARKET SIZE

Market	Market capitalisation EURm	(in Number of securities	Number of issuers
Shares	8,207	84	82
Prime Market	4,452	7	7
Standard Market	2,368	18	18
Entry Market	1,387	59	57
Bonds	9,271	87	22
Investment coupons	126	11	3
Closed-end Funds Shares	1	2	1
Plus Market	126	5	3
General Market	225	4	4
Total	17,829	182	104

**MONTHLY TURNOVER BY MARKETS
IN 000 EUR - SHARES**

	Regulated market		Off-market trades*
	Normal trades	Block Trades	
apr.08	121,102	3,630	364,763
may.08	47,608	6,722	150,773
jun.08	42,957	1,651	175,915
jul.08	43,690	7,681	94,723
aug.08	26,774	4,975	170,282
sep.08	71,739	2,931	252,186
oct.08	86,192	1,570	203,769
nov.08	50,776	789	109,498
dec.08	41,450	917	373,776
jan.09	26,547	430	54,004
feb.09	25,222	319	98,705
mar.09	29,187	6,426	16,630
apr.09	19,337	1,226	78,371

* appreciation of off-market transactions with listed securities based on volume of off-market transaction and their monthly average prices

PRIME MARKET SHARES

	Turnover (in 000 EUR)	Number of trades	Market capitalisation EURm
GOENJE	605	318	123
INTEREUROPA	254	277	47
KRKA	9,471	2,997	1,921
LUKA KOPER	417	233	286
MERCATOR	798	233	593
PETROL	686	186	501
TELEKOM SLOVENIJE	2,488	382	981
SKUPAJ	14,719	4,626	4,452

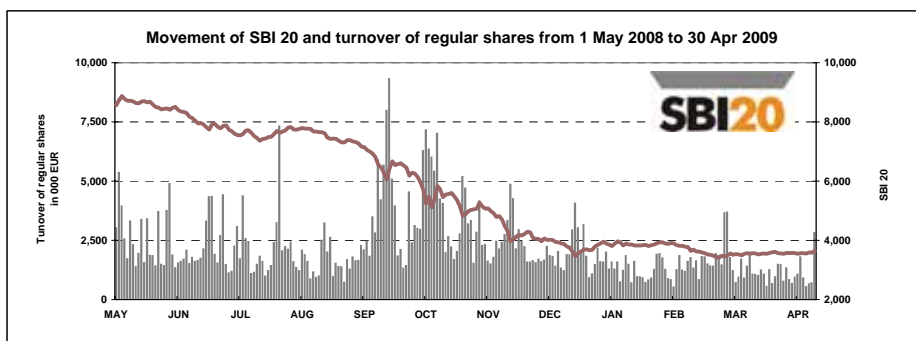
**MONTHLY TURNOVER BY MARKETS
IN 000 EUR - OTHER SECURITIES**

	Regulated market		Off-market trades*
	Normal trades	Block trades	
mar.08	15,690	58,765	204,176
apr.08	14,464	3,430	103,687
may.08	11,973	6,291	180,208
jun.08	8,934	404	159,862
jul.08	6,660	1,450	98,979
aug.08	15,303	5,910	182,701
sep.08	18,460	50,857	247,663
oct.08	11,606	9,369	74,317
nov.08	17,241	16,038	132,789
dec.08	6,065	3,347	153,211
jan.09	7,077	20,778	1,708,816
feb.09	11,526	25,549	360,014
mar.09	5,722	2,258	2,111,160

* appreciation of off-market transactions with listed securities based on volume of off-market transaction (Market Maker Trading Segment trades excluded) and their monthly average prices

INDICES

STOCK EXCHANGE INDICES	Monthly return (30 Apr 2009 / 31 Mar 2009)	Current return (30 Apr 2009 / 31 Dec 2008)	Annual return (30 Apr 2009 / 30 Apr 2008)
Slovene Stock Exchange Index (SBI20)	2.75%	-1.38%	-56.88%
Slovene Blue-Chip Index (SBI TOP)	3.44%	2.95%	-52.85%





LJUBLJANA STOCK EXCHANGE
Investment Point of Slovenia.

ISSUER

Ljubljana Stock Exchange Inc.
Slovenska 56
1000 Ljubljana

INFORMATION

E-mail:	info@ljse.si
Phone:	+386 1 47-10-211 +386 1 47-10-318
Contact persons:	Nataša Žabkar, Boštjan Šbül

STATISTICS ON WEB:

<http://www.ljse.si/cgi-bin/jve.cgi?doc=1989&sid=oW6SxKEMNaGgXs4b>

The screenshot displays the Ljubljana Stock Exchange (LJSE) website. At the top, the 'BORZA' logo and 'LJUBLJANA STOCK EXCHANGE' are visible, along with the tagline 'Investment Point of Slovenia'. The navigation bar includes links for 'WHAT'S NEW', 'MARKET DATA', 'PRODUCTS & SERVICES', 'FOR ISSUERS', 'MEMBERS', and 'ABOUT THE LJSE'. The main content area is divided into several sections:

- INDICES on Jan 7, 2009 at 13:33:** A table showing the SBI20 and SBITOP indices with their values, absolute changes, and relative changes.
- SB120 and SBI TOP:** A line chart showing the performance of these indices from 10:00 to 13:00.
- PRIME MARKET SHARES on Jan 7, 2009 at 13:33:** A table listing the top 5 trading volumes, including symbols like KRKA, MERCATOR, INTEREUROPA, and LUKA KOPER.
- TOP 3 GAINERS / DECLINERS on Jan 7, 2009 at 13:33:** A table showing the top performing and underperforming stocks.
- News and Announcements:** A section on the right titled 'PRIME MARKET LATEST ANNOUNCEMENTS' listing various corporate events and regulatory notices.
- Navigation and Tools:** A sidebar on the left contains links for 'LJSEPRIME', 'Going public', 'Locate a broker', 'LJSE trading real-time', 'Data on securities', and 'QUICK LINKS'.

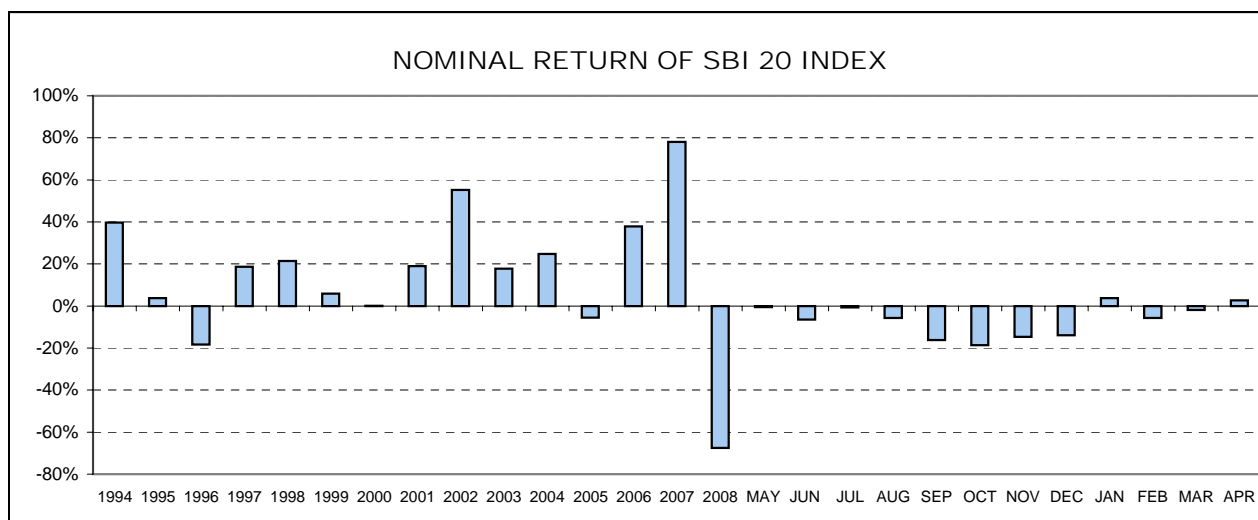
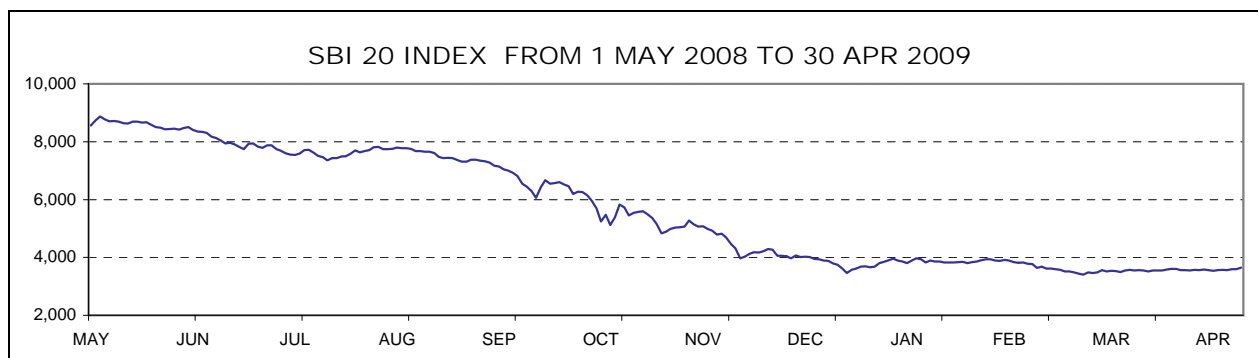
INDEX

	Page
A) STOCK EXCHANGE INDICES	1
A1) Values, yields and movements of Stock Exchange Indices	1
A2) Index compositions	3
B) NUMBER OF ISSUERS, TRADED SECURITIES AND MEMBERS	4
C) TURNOVER	5
C1) Turnover by securities	5
C2) Most traded securities	10
C3) Turnover by LJSE members	11
C4) Historical series	13
D) MARKET CAPITALISATION	16
D1) Market capitalisation of shares	16
D2) Market capitalisation of bonds	18
D3) Market capitalisation of investment funds	19
E) OTHER	20
E1) Indicators (shares on official market)	20
E2) Record values	21
E3) New listed securities and changes	22
F) LIST OF SECURITIES	23
F1) Shares	24
F2) Bonds	26
F3) Funds	28

A) STOCK EXCHANGE INDICES

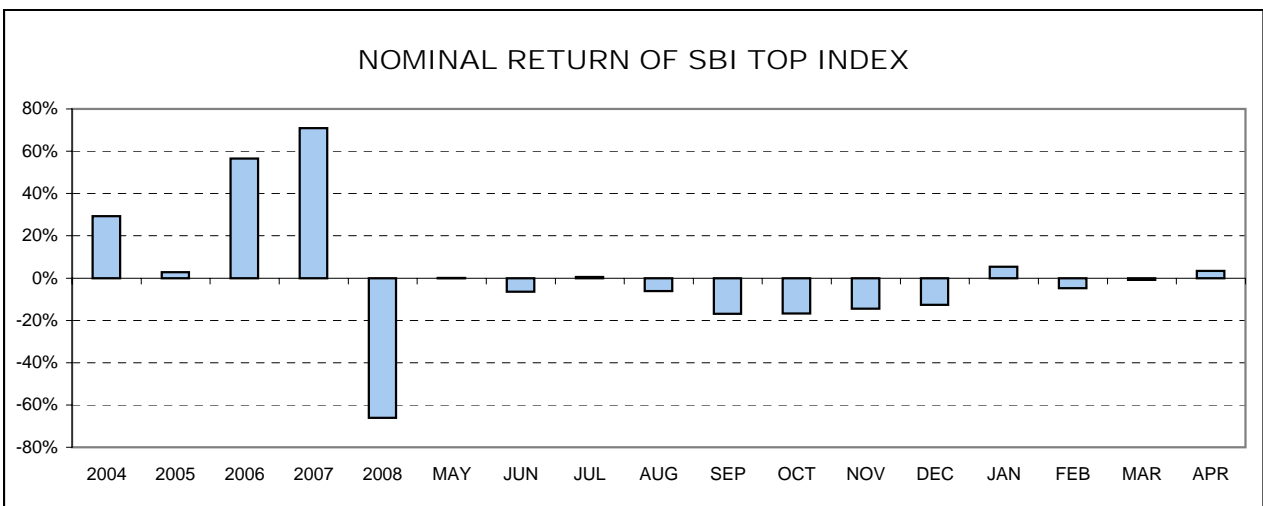
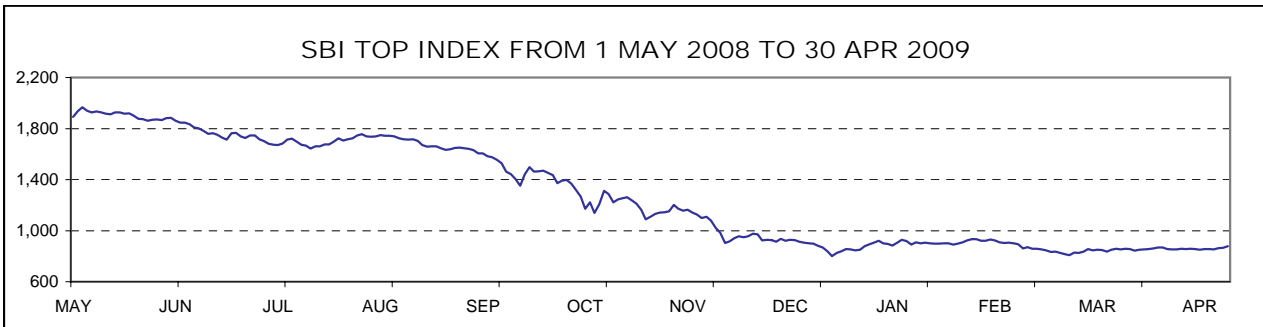
SBI 20 - SLOVENE STOCK EXCHANGE INDEX

Year	Max	Date	Min	Date	Close	Nominal return
1994	1,804.00	10 May 1994	1,015.92	6 Jan 1994	1,396.81	39.68%
1995	1,590.17	9 Nov 1995	1,016.99	13 July 1995	1,448.75	3.72%
1996	1,589.18	13 Mar 1996	891.93	10 Sept 1996	1,183.26	-18.33%
1997	1,655.36	10 Feb 1997	1,052.44	8 Jan 1997	1,404.70	18.71%
1998	2,026.47	10 Aug 1998	1,378.49	6 Jan 1998	1,705.77	21.43%
1999	1,981.87	19 Feb 1999	1,679.48	5 Jan 1999	1,806.26	5.89%
2000	1,903.66	24 Jan 2000	1,584.23	25 May 2000	1,807.94	0.09%
2001	2,159.35	19 Dec 2001	1,700.24	25 Apr 2001	2,151.59	19.01%
2002	3,547.64	8 Nov 2002	2,140.80	3 Jan 2002	3,340.20	55.24%
2003	4,034.53	5 Dec 2003	3,067.67	3 Jul 2003	3,931.64	17.71%
2004	4,935.29	15 Nov 2004	3,922.74	5 Jan 2004	4,904.48	24.74%
2005	5,131.61	1 Feb 2005	4,301.58	28 Sep 2005	4,630.10	-5.59%
2006	6,464.80	18 Dec 2006	4,427.22	29 Mar 2006	6,382.92	37.86%
2007	12,242.01	31 Aug 2007	6,551.52	3 Jan 2007	11,369.58	78.13%
2008	11,408.00	4 Jan 2008	3,460.30	23 Dec 2008	3,695.72	-67.49%
2009	Max	Date	Min	Date	Close	Nominal return
January	3,972.70	19 Jan 2009	3,660.83	5 Jan 2009	3,836.27	3.80%
February	3,937.98	10 Feb 2009	3,617.26	27 Feb 2009	3,617.26	-5.71%
March	3,594.21	2 Mar 2009	3,408.37	10 Mar 2009	3,547.16	-1.94%
April	3,644.63	30 Apr 2009	3,540.90	21 Mar 2009	3,644.63	2.75%



SBI TOP - SLOVENE BLUE-CHIP INDEX

Year	Max	Date	Min	Date	Close	Nominal return
2003	730.49	4 Dec 2003	534.14	8 Jul 2003	707.94	-
2004	946.60	25 Nov 2004	706.53	5 Jan 2004	915.40	29.30%
2005	960.74	8 Dec 2005	817.33	1 Jul 2005	941.02	2.80%
2006	1,506.88	18 Dec 2006	940.16	3 Jan 2006	1,473.33	56.57%
2007	2,674.69	31 Aug 2007	1,501.26	3 Jan 2007	2,518.92	70.97%
2008	2,520.56	4 Jan 2008	801.65	23 Dec 2008	854.26	-66.09%
2008	Max	Date	Min	Date	Close	Nominal return
January	928.10	19 Jan 2009	844.88	5 Jan 2009	899.96	5.35%
February	933.38	10 Feb 2009	857.50	27 Feb 2009	857.50	-4.72%
March	858.86	26.03.2009	807.93	10.03.2009	850.20	-0.85%
April	879.46	30 Apr 2008	850.38	21 Apr 2009	879.46	3.44%



A2) INDEX COMPOSITIONS

COMPOSITION OF SLOVENE STOCK EXCHANGE INDEX - SBI 20 ON 30 APR 2009

Issuer	Trading code	Adjusted number of shares	Base value in EUR	Adjusted share	Sector	Market capitalisation (free float) of index on 30 Apr 2009	Sector share
KRKA	KRKG	6,083,710	16.25	15.00%	pharmaceuticals	329,858,756	15.16%
PETROL	PETG	1,216,420	120.41	15.00%	oil and gas	292,001,621	13.42%
MERCATOR	MELR	1,523,837	24.46	11.40%	trade	240,156,711	11.04%
SAVA	SAVA	1,030,498	83.57	10.84%	industrial conglomerates	248,391,238	11.42%
TELEKOM SLOVENIJE	TLSG	1,804,895	292.70	10.37%	telecommunication	270,878,642	12.45%
PIVOVARNA LAŠKO	PILR	2,796,528	27.19	6.17%	food and beverages	119,747,329	5.50%
ZAVAROVALNICA TRIGLAV	ZVTG	8,500,880	30.81	5.63%	insurance	136,269,106	9.14%
NOVA KBM	KBMR	12,757,981	40.69	4.82%	banking	119,925,021	9.80%
LUKA KOPER	LKPG	4,138,622	12.50	4.39%	transport	84,593,434	6.48%
ABANKA VIPA	ABKN	1,800,301	50.30	4.23%	banking	93,327,604	
GORENJE	GRVG	8,643,329	10.23	3.65%	household appliances	76,061,295	3.50%
POZAVAROVALNICA SAVA	POSR	6,553,763	27.50	3.25%	insurance	62,588,437	
HELIOS	HDOG	115,888	795.68	2.22%	chemical products	45,184,731	2.08%
INTEREUROPA	IEKG	4,348,011	21.69	1.76%	transport	25,653,265	
AERODROM LJUBLJANA	AELG	1,081,836	47.93	1.28%	transport	30,702,506	
Market capitalisation of index						2,175,339,696	
Share of market capitalisation of shares in index							26.51%

COMPOSITION OF SLOVENE BLUE-CHIP INDEX - SBI TOP ON 30 APR 2009

Issuer	Trading code	Adjusted number of shares	Base value in EUR	Adjusted share	Sector	Market capitalisation (free float) of index on 30 Apr 2009	Sector share
KRKA	KRKG	11,437,248	16.25	30.00%	pharmaceuticals	620,127,587	29.84%
PETROL	PETG	1,344,565	120.41	17.64%	oil and gas	322,762,828	15.53%
MERCATOR	MELR	1,523,837	24.46	12.13%	telecommunication	240,156,711	11.56%
SAVA	SAVA	1,030,498	238.29	11.53%	industrial conglomerates	248,391,238	11.95%
TELEKOM SLOVENIJE	TLSG	1,804,895	292.70	11.03%	bank	270,878,642	13.03%
PIVOVARNA LAŠKO	PILR	2,796,528	27.19	6.56%	trade	119,747,329	5.76%
ZAVAROVALNICA TRIGLAV	ZVTG	8,500,880	30.81	5.99%	household appliances	136,269,106	6.56%
NOVA KBM	KBMR	12,757,981	40.69	5.12%	insurance	119,925,021	5.77%
Market capitalisation of index						2,078,258,462	
Share of market capitalisation of shares in index							25.32%

B) NUMBER OF ISSUERS, TRADED SECURITIES AND MEMBERS

	30 Apr 2008	31 Dec 2008	31 Mar 2009	30 Apr 2009
NUMBER OF ISSUERS	112	107	104	104
Equity market - prime market	7	7	7	7
Equity market - standard market	16	18	18	18
Equity market - entry market	65	59	57	57
Bond market	20	23	22	22
Fund market - plus market				1
Fund market - general market	2	3	3	3
Closed-end fund market	7	4	4	4
Short-term securities	1	1	1	1
	30 Apr 2008	31 Dec 2008	31 Mar 2009	30 Apr 2009
NUMBER OF SECURITIES	188	187	183	182
Equity market - prime market	7	7	7	7
Equity market - standard market	16	18	18	18
Equity market - entry market	67	61	59	59
Bond market	88	90	88	87
Fund market - plus market				2
Fund market - general market	3	7	5	5
Closed-end fund market	7	4	4	4
Short-term securities	2	3	4	5
	30 Apr 2008	31 Dec 2008	31 Mar 2009	30 Apr 2009
NUMBER OF MEMBERS	24	23	23	23

C1) TURNOVER BY SECURITIES IN APRIL 2009

EQUITY MARKET - PRIME MARKET

Issue	Stock trades (in EUR)	Normal trades (in EUR)	Block trades (in EUR)	Share in total turnover	Share in turnover of shares	Volume in pieces	Number of bargains
Total	14,718,689	13,492,943	1,225,746	51.57%	71.58%	340,261	4,626
1 KRKA	9,470,900	9,298,260	172,640	33.18%	46.06%	181,095	2,997
2 TELEKOM SLOVENIJE	2,487,588	1,434,482	1,053,106	8.72%	12.10%	16,950	382
3 MERCATOR	798,414	798,414	0	2.80%	3.88%	5,271	233
4 PETROL	685,938	685,938	0	2.40%	3.34%	2,879	186
5 GORENJE	604,957	604,957	0	2.12%	2.94%	70,729	318
6 LUKA KOPER	417,392	417,392	0	1.46%	2.03%	20,612	233
7 INTEREUROPA	253,500	253,500	0	0.89%	1.23%	42,725	277

EQUITY MARKET - STANDARD MARKET

Issue	Stock trades (in EUR)	Normal trades (in EUR)	Block trades (in EUR)	Share in total turnover	Share in turnover of shares	Volume in pieces	Number of bargains
Total	4,037,912	4,037,912	0	14.15%	19.64%	171,892	1,716
Common shares	4,037,912	4,037,912	0	14.15%	19.64%	171,892	1,716
1 PIVOVARNA LAŠKO	1,174,864	1,174,864	0	4.12%	5.71%	26,922	383
2 SAVA	897,351	897,351	0	3.14%	4.36%	3,689	202
3 ZAVAROVALNICA TRIGLAV	771,364	771,364	0	2.70%	3.75%	50,364	227
4 NOVA KREDITNA BANKA MARIBOR	567,936	567,936	0	1.99%	2.76%	64,165	457
5 ETOL	162,622	162,622	0	0.57%	0.79%	1,186	20
6 AERODROM LJUBLJANA	160,525	160,525	0	0.56%	0.78%	5,759	130
7 ISTRABENZ	126,285	126,285	0	0.44%	0.61%	11,926	188
8 POZAVAROVALNICA SAVA	60,237	60,237	0	0.21%	0.29%	6,170	50
9 ABANKA	60,140	60,140	0	0.21%	0.29%	1,165	11
10 ŽITO	33,660	33,660	0	0.12%	0.16%	469	29
11 SALUS, LJUBLJANA	22,355	22,355	0	0.08%	0.11%	55	16
12 DELO PRODAJA	567	567	0	0.00%	0.00%	21	2
13 MLINOTEST	6	6	0	0.00%	0.00%	1	1
14 ISKRA AVTOELEKTRIKA	0	0	0	0.00%	0.00%	0	0
15 KOMPAS MTS	0	0	0	0.00%	0.00%	0	0
16 NIKA	0	0	0	0.00%	0.00%	0	0
17 TERME ČATEŽ	0	0	0	0.00%	0.00%	0	0
Preferred shares	0	0	0	0.00%	0.00%	0	0
1 PROBANKA	0	0	0	0.00%	0.00%	0	0

EQUITY MARKET - ENTRY MARKET

Issue	Stock trades (in EUR)	Normal trades (in EUR)	Block trades (in EUR)	Share in total turnover	Share in turnover of shares	Volume in pieces	Number of bargains
Total	1,805,668	1,805,668	0	6.33%	8.78%	449,551	1,822
Common shares	1,799,384	1,799,384	0	6.30%	8.75%	449,328	1,795
1 NFD HOLDING	753,516	753,516	0	2.64%	3.66%	165,201	575
2 MAKSIMA INVEST	324,497	324,497	0	1.14%	1.58%	71,895	177
3 ZVON DVA HOLDING	161,711	161,711	0	0.57%	0.79%	98,801	175
4 INFOND HOLDING	102,602	102,602	0	0.36%	0.50%	36,247	95
5 KD GROUP	101,594	101,594	0	0.36%	0.49%	1,919	138
6 ZVON ENA HOLDING	97,834	97,834	0	0.34%	0.48%	32,259	163
7 KD	54,222	54,222	0	0.19%	0.26%	108	6
8 AKTIVA NALOŽBE	49,873	49,873	0	0.17%	0.24%	7,974	115
9 MERCATA	23,478	23,478	0	0.08%	0.11%	4,706	43
10 VIPA HOLDING	18,248	18,248	0	0.06%	0.09%	4,802	13
11 HELIOS, DOMŽALE	17,638	17,638	0	0.06%	0.09%	48	15
12 JUTEKS	13,559	13,559	0	0.05%	0.07%	373	8
13 CINKARNA CELJE	13,248	13,248	0	0.05%	0.06%	294	14
14 HRAM HOLDING	11,611	11,611	0	0.04%	0.06%	4,639	14
15 CENTER NALO BE	10,922	10,922	0	0.04%	0.05%	2,715	64
16 ZLATA MONETA II	8,442	8,442	0	0.03%	0.04%	4,225	25
17 GEA	7,926	7,926	0	0.03%	0.04%	1,441	4
18 KS NALOŽBE	6,851	6,851	0	0.02%	0.03%	4,567	42
19 TRIGLAV NALO BE	3,354	3,354	0	0.01%	0.02%	2,813	30
20 CETIS	3,348	3,348	0	0.01%	0.02%	72	5
21 SIVENT	2,721	2,721	0	0.01%	0.01%	1,185	37
22 MODRA LINIJA HOLDING	1,960	1,960	0	0.01%	0.01%	280	5
23 MELAMIN	1,628	1,628	0	0.01%	0.01%	88	1
24 TERME DOBRNA	1,530	1,530	0	0.01%	0.01%	258	4
25 GRAND HOTEL UNION	1,271	1,271	0	0.00%	0.01%	121	5
26 M1	1,206	1,206	0	0.00%	0.01%	602	7
27 MEDVEŠEK PUŠNIK	1,101	1,101	0	0.00%	0.01%	100	1
28 SLOVENIJALES	880	880	0	0.00%	0.00%	40	2
29 ALPETOUR POTOVALNA AGENCIJA	851	851	0	0.00%	0.00%	70	1
30 PLAMA - PUR	790	790	0	0.00%	0.00%	64	4
31 TRDNJAVA HOLDING	586	586	0	0.00%	0.00%	1,374	3
32 GORENJSKI TISK	240	240	0	0.00%	0.00%	16	1
33 INLES	77	77	0	0.00%	0.00%	29	1
34 MARINA PORTOROŽ	70	70	0	0.00%	0.00%	1	1
35 MAKSIMA HOLDING	1	1	0	0.00%	0.00%	1	1
36 ALPOS	0	0	0	0.00%	0.00%	0	0
37 DATALAB TEHNOLOGIJE	0	0	0	0.00%	0.00%	0	0
38 D NALOŽBE	0	0	0	0.00%	0.00%	0	0
39 FINETOL	0	0	0	0.00%	0.00%	0	0
40 GORIŠKE OPEKARNE	0	0	0	0.00%	0.00%	0	0
41 ELMO	0	0	0	0.00%	0.00%	0	0
42 INTERTRADE ITA	0	0	0	0.00%	0.00%	0	0
43 JELEN GOSTINSKO PODJETJE	0	0	0	0.00%	0.00%	0	0
44 JAVOR PIVKA	0	0	0	0.00%	0.00%	0	0
45 MEDVEŠEK PUŠNIK DZU	0	0	0	0.00%	0.00%	0	0
46 LESNINA	0	0	0	0.00%	0.00%	0	0
47 MIP	0	0	0	0.00%	0.00%	0	0
48 MKT PRINT	0	0	0	0.00%	0.00%	0	0
49 NAMA	0	0	0	0.00%	0.00%	0	0
50 ZDRAVILIŠČE ROGAŠKA	0	0	0	0.00%	0.00%	0	0
51 TEKSTINA	0	0	0	0.00%	0.00%	0	0
52 KOŠAKI TMI	0	0	0	0.00%	0.00%	0	0
53 TRDNJAVA I HOLDING	0	0	0	0.00%	0.00%	0	0
54 SWATY	0	0	0	0.00%	0.00%	0	0
55 VELANA	0	0	0	0.00%	0.00%	0	0
56 ŽELEZARNA RAVNE - MONTER DRAVOGRAD	0	0	0	0.00%	0.00%	0	0
Preferred shares	6,284	6,284	0	0.02%	0.03%	223	27
1 KD GROUP	6,284	6,284	0	0.02%	0.03%	223	27
2 PRVA GROUP	0	0	0	0.00%	0.00%	0	0
3 ZDRAVILIŠČE ROGAŠKA	0	0	0	0.00%	0.00%	0	0

BOND MARKET

	Issue	Stock trades (in EUR)	Normal trades (in EUR)	Block trades (in EUR)	Share in total turnover	Share in turnover of bonds	Volume in pieces	Number of bargains
	Total	6,701,914	4,443,767	2,258,147	23.48%	100.00%	88,504	493
1	SLOVENSKA ODŠKODNINSKA DRUŽBA 2 nd ISSUE	2,818,211	2,818,211	0	9.87%	42.05%	67,197	454
2	REPUBLIKA SLOVENIJA 6 th ISSUE	2,330,727	1,323,727	1,007,000	8.17%	34.78%	2,313	5
3	REPUBLIKA SLOVENIJA 3 th ISSUE	832,420	13,020	819,400	2.92%	12.42%	7,724	4
4	REPUBLIKA SLOVENIJA 5 th ISSUE	300,179	53,679	246,499	1.05%	4.48%	7,300	2
5	DARS	276,367	91,119	185,248	0.97%	4.12%	643	2
6	REPUBLIKA SLOVENIJA 21 st ISSUE	59,554	59,554	0	0.21%	0.89%	2,643	8
7	REPUBLIKA SLOVENIJA 53 rd ISSUE	41,715	41,715	0	0.15%	0.62%	417	3
8	POŠTNA BANKA SLOVENIJE 7 th ISSUE	13,041	13,041	0	0.05%	0.19%	33	2
9	REPUBLIKA SLOVENIJA 50 th ISSUE	6,295	6,295	0	0.02%	0.09%	62	2
10	REPUBLIKA SLOVENIJA 54 th ISSUE	5,158	5,158	0	0.02%	0.08%	120	1
11	FACTOR BANKA 20 th ISSUE	4,625	4,625	0	0.02%	0.07%	5	1
12	FACTOR BANKA 21 st ISSUE	4,625	4,625	0	0.02%	0.07%	5	1
13	REPUBLIKA SLOVENIJA 49 th ISSUE	4,138	4,138	0	0.01%	0.06%	11	3
14	REPUBLIKA SLOVENIJA 32 nd ISSUE	2,020	2,020	0	0.01%	0.03%	20	1
15	ABANKA VIPA 10 th ISSUE	1,920	1,920	0	0.01%	0.03%	2	1
16	REPUBLIKA SLOVENIJA 26 th ISSUE	416	416	0	0.00%	0.01%	4	1
17	REPUBLIKA SLOVENIJA 18 th ISSUE	305	305	0	0.00%	0.00%	3	1
18	REPUBLIKA SLOVENIJA 29 th ISSUE	200	200	0	0.00%	0.00%	2	1
19	ABANKA 6 th ISSUE	0	0	0	0.00%	0.00%	0	0
20	ABANKA VIPA 7 th ISSUE	0	0	0	0.00%	0.00%	0	0
21	ABANKA VIPA 8 th ISSUE	0	0	0	0.00%	0.00%	0	0
22	ABANKA VIPA 9 th ISSUE	0	0	0	0.00%	0.00%	0	0
23	ABANKA VIPA 11 th ISSUE	0	0	0	0.00%	0.00%	0	0
24	ABANKA VIPA 12 th ISSUE	0	0	0	0.00%	0.00%	0	0
25	BANKA CELJE 10 th ISSUE	0	0	0	0.00%	0.00%	0	0
26	BANKA CELJE 11 th ISSUE	0	0	0	0.00%	0.00%	0	0
27	BANKA CELJE 7 th ISSUE	0	0	0	0.00%	0.00%	0	0
28	BANKA CELJE 8 th ISSUE	0	0	0	0.00%	0.00%	0	0
29	BANKA CELJE 9 th ISSUE	0	0	0	0.00%	0.00%	0	0
30	BANKA DOMŽALE 1 st ISSUE	0	0	0	0.00%	0.00%	0	0
31	BANKA ZASAVJE 3 rd ISSUE	0	0	0	0.00%	0.00%	0	0
32	CIMOS 1 st ISSUE	0	0	0	0.00%	0.00%	0	0
33	DEOS 1 st ISSUE	0	0	0	0.00%	0.00%	0	0
34	DELO PRODAJA 1 st ISSUE	0	0	0	0.00%	0.00%	0	0
35	DROGA KOLINSKA 1 st ISSUE	0	0	0	0.00%	0.00%	0	0
36	DARS 2 nd ISSUE	0	0	0	0.00%	0.00%	0	0
37	DARS 3 rd ISSUE	0	0	0	0.00%	0.00%	0	0
38	FACTOR BANKA 6 th ISSUE	0	0	0	0.00%	0.00%	0	0
39	FACTOR BANKA 9 th ISSUE	0	0	0	0.00%	0.00%	0	0
40	FACTOR BANKA 11 th ISSUE	0	0	0	0.00%	0.00%	0	0
41	FACTOR BANKA 12 th ISSUE	0	0	0	0.00%	0.00%	0	0
42	FACTOR BANKA 14 th ISSUE	0	0	0	0.00%	0.00%	0	0
43	FACTOR BANKA 15 th ISSUE	0	0	0	0.00%	0.00%	0	0
44	FACTOR BANKA 16 th ISSUE	0	0	0	0.00%	0.00%	0	0
45	FACTOR BANKA 17 th ISSUE	0	0	0	0.00%	0.00%	0	0
46	FACTOR BANKA 19 th ISSUE	0	0	0	0.00%	0.00%	0	0
47	FMR	0	0	0	0.00%	0.00%	0	0
48	KB1909 1 st ISSUE	0	0	0	0.00%	0.00%	0	0
49	NOVA KBM 7 th ISSUE	0	0	0	0.00%	0.00%	0	0
50	NOVA KBM 8 th ISSUE	0	0	0	0.00%	0.00%	0	0
51	KD HOLDING 1 st ISSUE	0	0	0	0.00%	0.00%	0	0
52	KD HOLDING 2 nd ISSUE	0	0	0	0.00%	0.00%	0	0
53	POSLOVNI SISTEM MERCATOR	0	0	0	0.00%	0.00%	0	0
54	NLB 11 th ISSUE	0	0	0	0.00%	0.00%	0	0
55	NLB 13 th ISSUE	0	0	0	0.00%	0.00%	0	0
56	NLB 15 th ISSUE	0	0	0	0.00%	0.00%	0	0
57	NLB 16 th ISSUE	0	0	0	0.00%	0.00%	0	0
58	NLB 17 th ISSUE	0	0	0	0.00%	0.00%	0	0
59	NLB 18 th ISSUE	0	0	0	0.00%	0.00%	0	0
60	NLB 19 th ISSUE	0	0	0	0.00%	0.00%	0	0
61	NLB 20 th ISSUE	0	0	0	0.00%	0.00%	0	0
62	NLB 21 st ISSUE	0	0	0	0.00%	0.00%	0	0
63	NLB 22 nd ISSUE	0	0	0	0.00%	0.00%	0	0
64	NLB 23 rd ISSUE	0	0	0	0.00%	0.00%	0	0
65	POŠTNA BANKA SLOVENIJE 6 th ISSUE	0	0	0	0.00%	0.00%	0	0
66	POTEZA NALOŽBE	0	0	0	0.00%	0.00%	0	0
67	PROBANKA 10 th ISSUE	0	0	0	0.00%	0.00%	0	0
68	PROBANKA 7 th ISSUE	0	0	0	0.00%	0.00%	0	0
69	PROBANKA 8 th ISSUE	0	0	0	0.00%	0.00%	0	0
70	PROBANKA 9 th ZDAJA	0	0	0	0.00%	0.00%	0	0
71	POTEZA SKUPINA 1 st ISSUE	0	0	0	0.00%	0.00%	0	0

72	REPUBLIKA SLOVENIJA 23 rd ISSUE	0	0	0	0.00%	0.00%	0	0
73	REPUBLIKA SLOVENIJA 33 rd ISSUE	0	0	0	0.00%	0.00%	0	0
74	REPUBLIKA SLOVENIJA 44 th ISSUE	0	0	0	0.00%	0.00%	0	0
75	REPUBLIKA SLOVENIJA 48 th ISSUE	0	0	0	0.00%	0.00%	0	0
76	REPUBLIKA SLOVENIJA 57 th ISSUE	0	0	0	0.00%	0.00%	0	0
77	REPUBLIKA SLOVENIJA 60 th ISSUE	0	0	0	0.00%	0.00%	0	0
78	REPUBLIKA SLOVENIJA 61 st ISSUE	0	0	0	0.00%	0.00%	0	0
79	REPUBLIKA SLOVENIJA 62 nd ISSUE	0	0	0	0.00%	0.00%	0	0
80	REPUBLIKA SLOVENIJA 63 rd ISSUE	0	0	0	0.00%	0.00%	0	0
81	REPUBLIKA SLOVENIJA 64 th ISSUE	0	0	0	0.00%	0.00%	0	0
82	SID BANKA 1 st ISSUE	0	0	0	0.00%	0.00%	0	0
83	SIP STROJNA INDUSTRIJA 1st ISSUE B SERIES	0	0	0	0.00%	0.00%	0	0
84	STANOVANJSKI SKLAD RS 1 st ISSUE	0	0	0	0.00%	0.00%	0	0
85	STANOVANJSKI SKLAD RS 3 rd ISSUE	0	0	0	0.00%	0.00%	0	0
86	BANKA VIPA 6 th ISSUE	0	0	0	0.00%	0.00%	0	0
87	BANKA VIPA 7 th ISSUE	0	0	0	0.00%	0.00%	0	0
88	ZAVAROVALNICA TRIGLAV 1 st ISSUE	0	0	0	0.00%	0.00%	0	0

FUND MARKET - PLUS MARKET

Issue	Stock trades (in EUR)	Normal trades (in EUR)	Block trades (in EUR)	Share in total turnover	Share in turnover of funds	Volume in pieces	Number of bargains
Total	14,740	14,740	0	0.05%	1.15%	23,872	14
1 INDEKSNI VZAJEMNI SKLAD PB URANIUM INDEX	9,544	9,544	0	0.03%	0.75%	18,302	9
2 INDEKSNI VZAJEMNI SKLAD PB BIOTECH INDEX	5,196	5,196	0	0.02%	0.41%	5,570	5

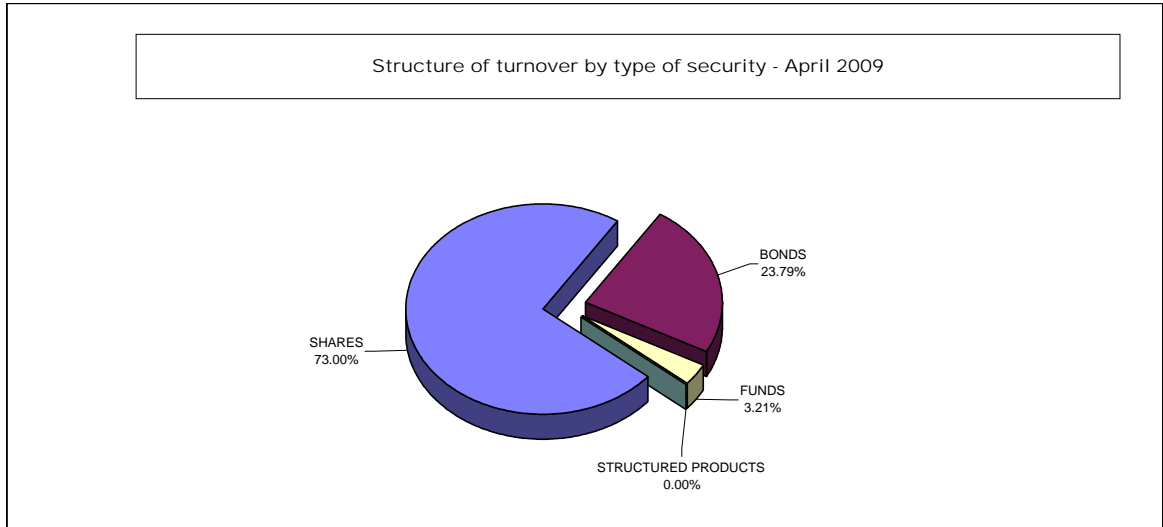
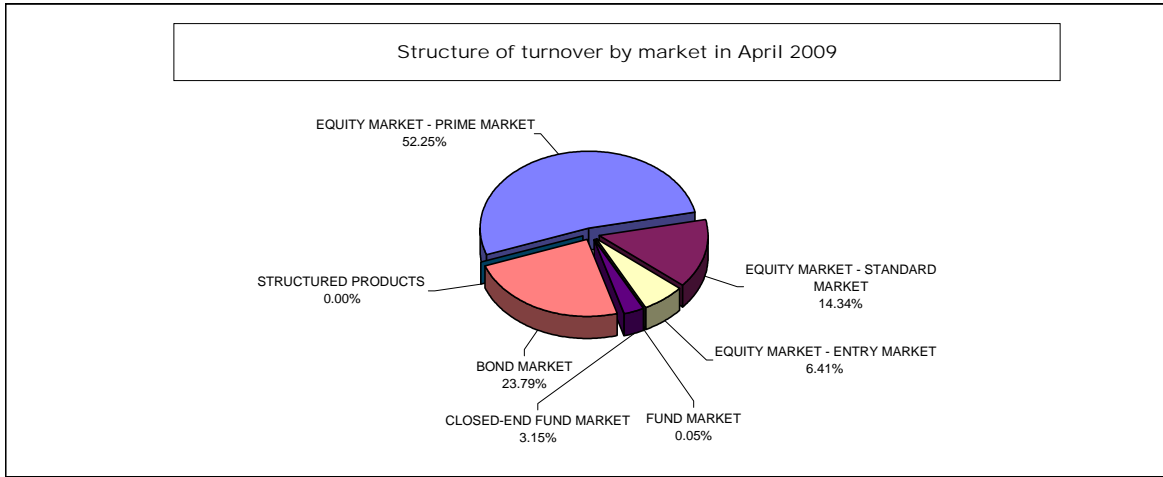
FUND MARKET - GENERAL MARKET

Issue	Stock trades (in EUR)	Normal trades (in EUR)	Block trades (in EUR)	Share in total turnover	Share in turnover of funds	Volume in pieces	Number of bargains
Total	374,851	374,851	0	1.31%	29.33%	339,594	297
1 PROBANKA GLOBALNI NALOŽBENI SKLAD	198,431	198,431	0	0.70%	15.52%	315,696	126
2 INFOND GLOBAL	105,186	105,186	0	0.37%	8.23%	12,964	91
3 MP-BALKAN.SI	40,300	40,300	0	0.14%	3.15%	2,089	18
4 INFOND DYNAMIC	25,903	25,903	0	0.09%	2.03%	7,422	54
5 MP-EUROSTOCK.SI	5,031	5,031	0	0.02%	0.39%	1,423	8

CLOSED-END FUND MARKET

Issue	Stock trades (in EUR)	Normal trades (in EUR)	Block trades (in EUR)	Share in total turnover	Share in turnover of funds	Volume in pieces	Number of bargains
Total	888,672	888,672	0	3.11%	69.52%	783,700	774
1 NFD 1 DELNIŠKI INVESTICIJSKI SKLAD	620,036	620,036	0	2.17%	48.51%	723,572	465
2 KD ID	116,891	116,891	0	0.41%	9.14%	33,198	144
3 KRONA SENIOR ID	81,970	81,970	0	0.29%	6.41%	14,679	56
4 ZVON ENA ID	69,775	69,775	0	0.24%	5.46%	12,251	109

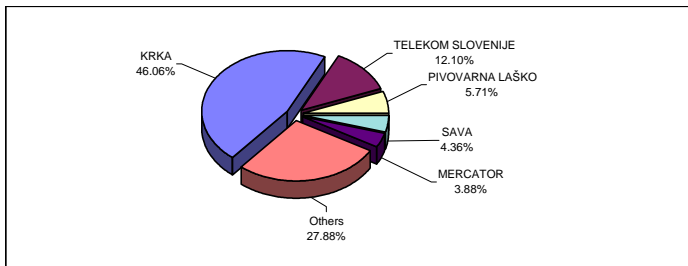
Shares total	20,562,269	19,336,523	1,225,746	72.04%	100.00%	961,704	8,164
Funds total	1,278,263	1,278,263	0	4.48%	100.00%	1,147,166	1,085
Bonds total	6,701,914	4,443,767	2,258,147	23.48%	100.00%	88,504	493
Structured products	0	0	0	0.00%	-	0	0
Total turnover	28,542,446	25,058,554	3,483,893	100.00%	100.00%	2,197,374	9,742



C2) MOST TRADED SECURITIES IN APRIL 2009

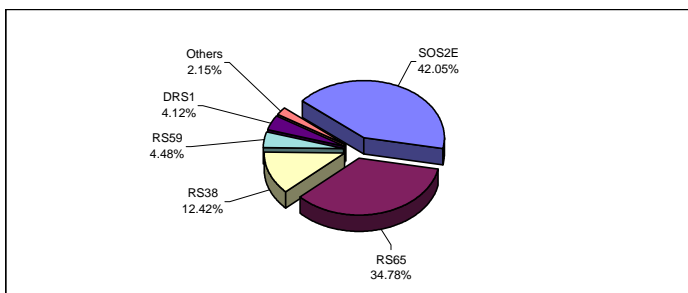
MOST TRADED SHARES

Issuer	Turnover (in 000 EUR) - order book trades only	Number of bargains - order book trades only	Market capitalisation as of 30 Apr 2009 (in EURm)
KRKA	9,471	2,997	1,921
TELEKOM SLOVENIJE	2,488	382	981
PIVOVARNA LAŠKO	1,175	383	369
SAVA	897	202	484
MERCATOR	798	233	593
Others	5,733	3,967	3,860
Total	20,562	8,164	8,207



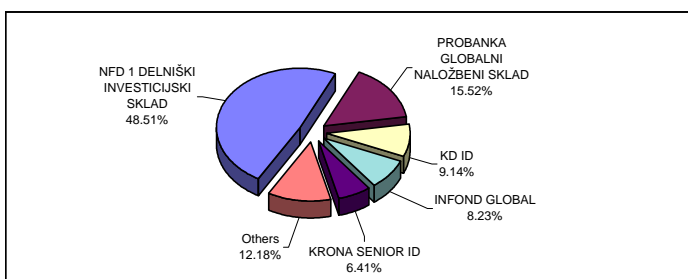
MOST TRADED BONDS

Issuer	Turnover (in 000 EUR) - order book trades only	Number of bargains - order book trades only	Market capitalisation as of 30 Apr 2009 (in EURm)
SLOVENSKA ODŠKODNINSKA DRUŽBA 2 nd ISSUE	2,818	454	658
REPUBLIKA SLOVENIJA 65 th ISSUE	2,331	5	1,527
REPUBLIKA SLOVENIJA 38 th ISSUE	832	4	72
REPUBLIKA SLOVENIJA 59 th ISSUE	300	2	1,055
DARS	276	2	58
Others	144	26	5,901
Total	6,702	493	9,271



MOST TRADED INVESTMENT FUNDS

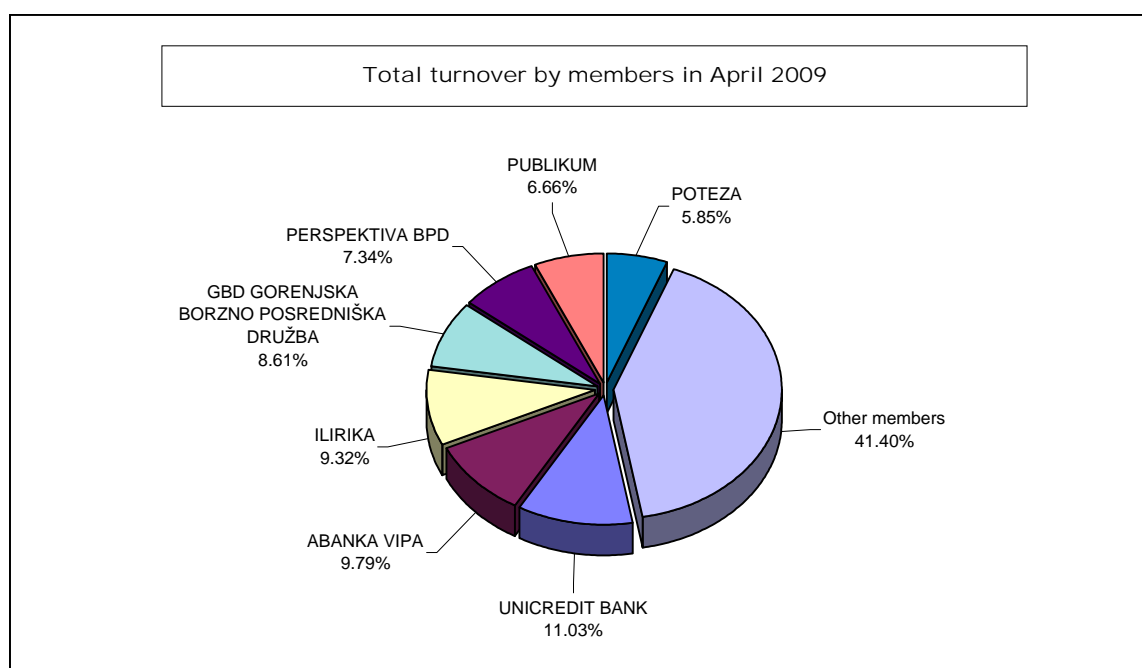
INVESTMENT FUNDS	Turnover (in 000 EUR) - order book trades only	Number of bargains - order book trades only	Market capitalisation as of 30 Apr 2009 (in EURm)
NFD 1 DELNIŠKI INVESTICIJSKI SKLAD	620	465	140
PROBANKA GLOBALNI NALOŽBENI SKLAD	198	126	44
KD ID	117	144	33
INFOND GLOBAL	105	91	53
KRONA SENIOR ID	82	56	39
Others	156	203	42
Total	1,278	1,085	351



C3) MONTHLY TURNOVER BY LJSE MEMBERS

TURNOVER BY MEMBERS BY TYPE OF TRADE IN APRIL 2009

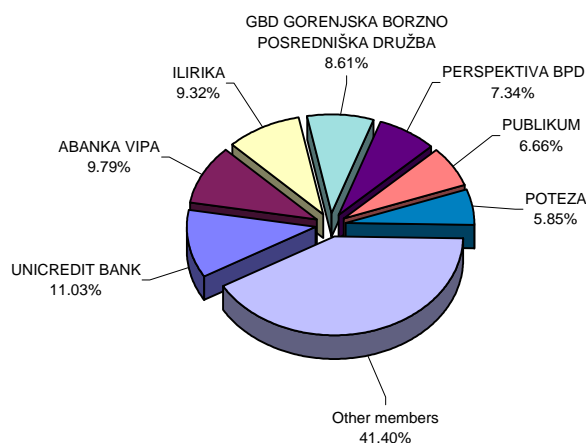
	Member	Normal trades (in EUR)	Block trades (in EUR)	Total via BTS (in EUR)	Share in turnover
1	UNICREDIT BANK	5,952,897	345,280	6,298,177	11.03%
2	ABANKA VIPA	5,587,711		5,587,711	9.79%
3	ILIRIKA	3,212,920	2,108,048	5,320,968	9.32%
4	GBD GORENJSKA BORZNO POSREDNIŠKA DRUŽBA	4,912,539		4,912,539	8.61%
5	PERSPEKTIVA BPD	1,929,153	2,260,499	4,189,652	7.34%
6	PUBLIKUM	1,977,620	1,822,212	3,799,832	6.66%
7	POTEZA	3,341,676		3,341,676	5.85%
8	PROBANKA	2,895,640		2,895,640	5.07%
9	MP BPH	2,634,378		2,634,378	4.61%
10	SKB BANKA	2,269,571	185,248	2,454,818	4.30%
11	NOVA LJUBLJANSKA BANKA	2,137,849	246,499	2,384,348	4.18%
12	ARGONOS BPH	2,153,074		2,153,074	3.77%
13	KD BANKA	2,056,862		2,056,862	3.60%
14	PFCI	1,682,843		1,682,843	2.95%
15	NOVA KBM	1,382,709		1,382,709	2.42%
16	CERTIUS BPH	1,355,036		1,355,036	2.37%
17	DEŽELNA BANKA SLOVENIJE	1,197,451		1,197,451	2.10%
18	FACTOR BANKA	969,626		969,626	1.70%
19	RAIFFEISEN BANKA	937,091		937,091	1.64%
20	HYPO ALPE-ADRIA-BANK	763,811		763,811	1.34%
21	GORENJSKA BANKA	390,361		390,361	0.68%
22	BANKA KOPER	201,517		201,517	0.35%
23	MOJA DELNICA BPH	174,772		174,772	0.31%
	TOTAL	50,117,108	6,967,785	57,084,893	100.00%



TURNOVER BY MEMBERS BY TYPE OF SECURITY IN APRIL 2009

Member	Shares	Bonds	Funds	Total (in EUR)	Share in turnover
1 UNICREDIT BANK	6,100,241	150,394	47,543	6,298,177	11.03%
2 ABANKA VIPA	2,399,135	2,812,163	376,413	5,587,711	9.79%
3 ILIRIKA	2,875,470	2,353,643	91,855	5,320,968	9.32%
4 GBD GORENJSKA BORZNO POSREDNIŠKA DRUŽBA	3,925,917	123,508	863,114	4,912,539	8.61%
5 PERSPEKTIVA BPD	730,185	3,437,269	22,198	4,189,652	7.34%
6 PUBLIKUM	3,656,928	90,629	52,275	3,799,832	6.66%
7 POTEZA	2,467,271	616,794	257,612	3,341,676	5.85%
8 PROBANKA	1,753,323	1,085,610	56,706	2,895,640	5.07%
9 MP BPH	2,055,934	458,796	119,648	2,634,378	4.61%
10 SKB BANKA	2,249,118	204,536	1,165	2,454,818	4.30%
11 NOVA LJUBLJANSKA BANKA	1,517,069	834,411	32,869	2,384,348	4.18%
12 ARGONOS BPH	1,889,318	53,074	210,682	2,153,074	3.77%
13 KD BANKA	2,025,824		31,038	2,056,862	3.60%
14 PFCI	1,572,888	59,971	49,984	1,682,843	2.95%
15 NOVA KBM	1,058,360	293,687	30,662	1,382,709	2.42%
16 CERTIUS BPH	1,297,505	15,973	41,557	1,355,036	2.37%
17 DEŽELNA BANKA SLOVENIJE	963,502	12,122	221,827	1,197,451	2.10%
18 FACTOR BANKA	303,996	642,895	22,736	969,626	1.70%
19 RAIFFEISEN BANKA	933,659	2,095	1,337	937,091	1.64%
20 HYPO ALPE-ADRIA-BANK	666,239	83,900	13,672	763,811	1.34%
21 GORENJSKA BANKA	378,678	9,520	2,163	390,361	0.68%
22 BANKA KOPER	147,274	51,391	2,853	201,517	0.35%
23 MOJA DELNICA BPH	156,707	11,447	6,619	174,772	0.31%
TOTAL	41,124,539	13,403,827	2,556,527	57,084,893	100.00%

Total turnover by members in April 2009



C4) HISTORICAL TURNOVER SERIES

MONTHLY TURNOVER ON OFFICIAL AND SEMI-OFFICIAL MARKET

Year 2008	Number of trading days	Turnover via BTS (in EUR)			Number of trades via BTS	
		per year	average per day	average per trade	per year	average per day
April	22	199,185,935	9,053,906	6,764	29,448	1,339
May	20	72,224,108	3,611,205	4,366	16,542	827
June	20	62,871,847	3,143,592	4,348	14,461	723
July	23	60,709,246	2,639,532	4,274	14,205	618
August	20	39,858,972	1,992,949	3,700	10,774	539
September	22	95,882,452	4,358,293	4,424	21,674	985
October	22	157,079,346	7,139,970	5,518	28,468	1,294
November	20	72,541,168	3,627,058	3,780	19,192	960
December	21	75,645,109	3,602,148	4,728	15,999	762
TOTAL	250	1,285,790,499			249,679	
Average 2008	21	107,149,208	5,129,748	4,907	20,807	998
Year 2009						
January	20	36,389,461	1,819,473	3,049	11,936	597
February	20	53,396,448	2,669,822	4,396	12,146	607
March	22	72,688,384	3,304,017	5,539	13,123	597
April	19	28,542,446	1,502,234	2,930	9,742	513
TOTAL	81	191,016,739			46,947	
Average 2009	20	47,754,185	2,323,887	3,978	11,737	578

TURNOVER BY SECURITIES ON ALL MARKETS OF LJUBLJANA STOCK EXCHANGE IN YEARS 1998 - 2008

Total turnover and number of bargains

Year	Number of trading days	Turnover via BTS (in EUR)			Number of trades via BTS	
		per year	average per day	average per trade	per year	average per day
2009	81	191,016,739	2,323,887	3,978	46,947	578
2008	250	1,285,790,499	5,129,748	4,907	249,679	998
2007	246	2,226,900,747	9,052,442	4,903	454,188	1,846
2006	247	996,477,198	4,034,321	4,353	228,941	927
2005	250	579,204,722	2,316,819	2,263	255,908	1,024
2004	255	837,861,029	3,285,730	2,382	351,760	1,379
2003	249	700,844,661	2,814,637	2,058	340,582	1,368
2002	247	1,156,611,591	4,682,638	2,563	451,250	1,827
2001	247	707,615,828	2,864,841	2,221	318,645	1,290
2000	249	1,174,224,149	4,715,760	2,971	395,284	1,587
1999	254	1,397,785,135	5,503,091	3,134	445,966	1,756
1998	252	2,259,292,124	8,965,445	9,531	237,049	941

MONTHLY TURNOVER WITH REGULAR TRADES

Year 2008	Number of	Turnover (in EUR)		average	Number of trades	
Month	trading days	per month	average per day	per trade	per month	average per day
April	22	136,791,273	6,217,785	4,651	29,414	1,337
May	20	62,071,429	3,103,571	3,755	16,529	826
June	20	54,930,016	2,746,501	3,801	14,452	723
July	23	52,624,494	2,288,021	3,707	14,195	617
August	20	33,433,573	1,671,679	3,108	10,756	538
September	22	87,042,131	3,956,461	4,021	21,649	984
October	22	104,652,212	4,756,919	3,680	28,440	1,293
November	20	62,382,497	3,119,125	3,253	19,175	959
December	21	58,690,822	2,794,801	3,673	15,981	761
TOTAL	250	1,066,995,041			249,462	
Average 2008	21	88,916,253	4,268,910	4,098	20,789	997
Year 2009						
January	20	32,612,545	1,630,627	2,734	11,928	596
February	20	32,299,265	1,614,963	2,664	12,125	606
March	22	40,712,928	1,850,588	3,109	13,094	595
April	19	25,058,554	1,318,871	2,575	9,732	512
TOTAL	81	130,683,292			46,879	
Average 2009	20	32,670,823	1,603,762	2,771	11,720	578

MONTHLY TURNOVER WITH BLOCK TRADES

Year 2008	Number of	Turnover (in EUR)		average	Number of trades	
Month	trading days	per month	average per day	per trade	per month	average per day
April	22	62,394,662	2,836,121	1,835,137	34	2
May	20	10,152,679	507,634	780,975	13	1
June	20	7,941,831	397,092	882,426	9	0
July	23	8,084,752	351,511	808,475	10	0
August	20	6,425,399	321,270	356,967	18	1
September	22	8,840,321	401,833	353,613	25	1
October	22	52,427,134	2,383,052	1,872,398	28	1
November	20	10,158,671	507,934	597,569	17	1
December	21	16,954,287	807,347	941,905	18	1
TOTAL	250	218,795,458			217	
Average 2008	21	18,232,955	860,838	915,303	18	1
Year 2009						
January	20	3,776,916	188,846	472,115	8	0
February	20	21,097,182	1,054,859	1,004,628	21	1
March	22	31,975,456	1,453,430	1,102,602	29	1
April	19	3,483,893	183,363	348,389	10	1
TOTAL	81	60,333,447			68	
Average 2009	20	15,083,362	720,124	731,933	17	1

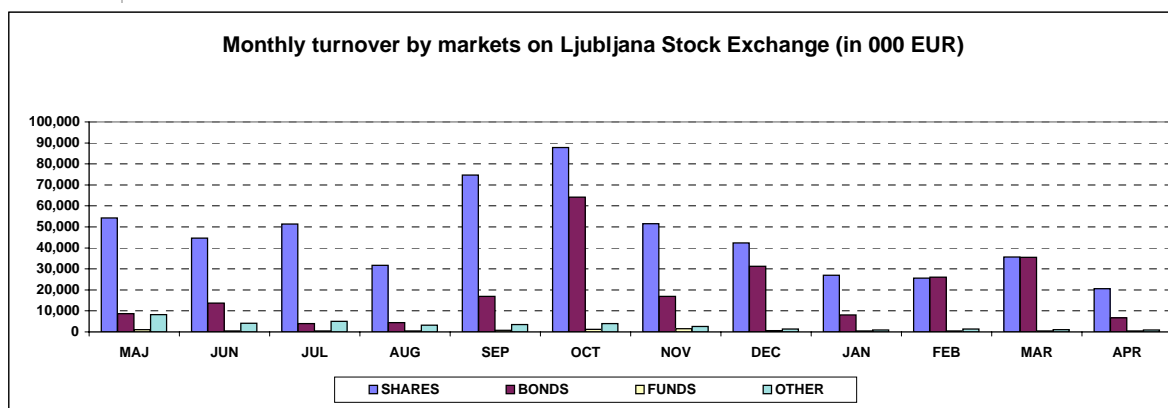
MONTHLY TURNOVER VIA BTS BY MARKETS ON LJUBLJANA STOCK EXCHANGE (In EUR)

	Equity market			Bond market	Fund market			TOTAL	MoM Index
	Prime market	Standard market	Entry market		Plus market	General market	Closed-end fund marekt		
YEAR 2008									
April	99,772,084	17,743,347	7,215,980	59,831,587		4,147,170	10,475,767	199,185,935	145
May	35,696,836	12,052,933	6,580,296	8,663,524		1,031,189	8,199,330	72,224,108	36
June	27,321,869	12,341,195	4,945,353	13,758,477		450,444	4,054,509	62,871,847	87
July	33,336,260	14,076,854	3,958,377	3,954,637		424,843	4,958,275	60,709,246	97
August	22,056,966	6,975,976	2,715,545	4,473,610		456,255	3,180,620	39,858,972	66
September	53,305,356	16,293,031	5,071,802	16,924,058		750,882	3,537,323	95,882,452	241
October	69,753,204	15,115,415	2,893,899	64,114,981		1,199,088	4,002,759	157,079,346	164
November	40,698,597	8,670,452	2,196,388	16,954,378		1,480,558	2,540,794	72,541,168	46
December	30,153,924	9,728,530	2,483,745	31,288,127		610,503	1,380,279	75,645,108	104
Total 2008	681,451,218	215,058,215	56,068,629	256,999,619	15,076,422	15,076,422	61,136,395	1,285,790,497	
YEAR 2009									
January	20,618,948	5,316,230	1,042,305	8,066,537		397,382	948,059	36,389,461	48
February	19,758,334	3,944,519	1,838,912	26,068,826		398,526	1,387,330	53,396,447	147
March	22,813,419	10,782,320	2,017,421	35,564,622	13,108	419,022	1,078,471	72,688,383	136
April	14,718,689	4,037,912	1,805,668	6,701,914	14,740	374,851	888,672	28,542,446	39
Total 2009	77,909,390	24,080,981	6,704,306	76,401,899	27,848	1,589,781	4,302,532	191,016,737	

MONTHLY TURNOVER BY SECURITIES ON LJUBLJANA STOCK EXCHANGE (In EUR)

	Shares	Bonds	Funds	Other	TOTAL	MoM Index
YEAR 2008						
April	124,731,412	59,831,587	4,147,170	10,475,767	199,185,935	145
May	54,330,065	8,663,524	1,031,189	8,199,330	72,224,108	36
June	44,608,417	13,758,477	450,444	4,054,509	62,871,847	87
July	51,371,491	3,954,637	424,843	4,958,275	60,709,246	97
August	31,748,488	4,473,610	456,255	3,180,620	39,858,972	66
September	74,670,189	16,924,058	750,882	3,537,323	95,882,452	241
October	87,762,518	64,114,981	1,199,088	4,002,759	157,079,346	164
November	51,565,437	16,954,378	1,480,558	2,540,794	72,541,168	46
December	42,366,199	31,288,127	610,503	1,380,279	75,645,108	104
Total 2008	952,578,061	256,999,619	30,152,843	61,136,395	1,300,866,919	
YEAR 2009						
January	26,977,483	8,066,537	397,382	948,059	36,389,461	48
February	25,541,765	26,068,826	398,526	1,387,330	53,396,447	147
March	35,613,160	35,564,622	432,130	1,078,471	72,688,383	136
April	20,562,269	6,701,914	389,591	888,672	28,542,446	39
Total 2009	108,694,677	76,401,899	1,617,629	4,302,532	191,016,737	

Monthly turnover by markets on Ljubljana Stock Exchange (in 000 EUR)



D) MARKET CAPITALISATION

	30 Apr 2008	31 Dec 2008	31 Mar 2009	30 Apr 2009	Index 30 Apr 2009 / 31 Mar 2009	Index 30 Apr 2009 / 31 Dec 2008	Index 30 Apr 2009 / 30 Apr 2008	Share
EQUITY MARKET	14,714,615,774	8,468,424,538	8,038,816,884	8,207,119,243	102	97	56	46.03%
PRIME MARKET	8,457,559,826	4,151,217,570	4,265,877,409	4,452,134,450	104	107	53	24.97%
STANDARD MARKET	3,628,129,312	2,589,281,938	2,338,514,112	2,367,852,430	101	91	65	13.28%
ENTRY MARKET	2,628,926,636	1,727,925,030	1,434,425,364	1,387,132,364	97	80	53	7.78%
Banks	15,453,165	712,160,401	605,266,119	631,041,312	104	89	4084	7.69%
Companies	14,699,162,609	7,302,124,936	7,018,450,415	7,122,221,452	101	98	48	86.78%
Insurance companies			415,100,351	453,856,479	109			5.53%
BOND MARKET	6,352,391,470	6,795,363,049	7,844,365,216	9,270,977,453	118	136	146	52.00%
State	5,041,756,362	5,040,810,582	6,344,630,780	7,875,258,995	124	156	156	84.95%
Banks	944,782,644	1,348,781,640	1,073,873,901	970,085,859	90	72	103	10.46%
Comapnies	333,242,464	373,160,828	393,250,535	393,022,600	100	105	118	4.24%
Insurance companies	32,610,000	32,610,000	32,610,000	32,610,000	100	100	100	0.35%
FUND MARKET	116,376,952	129,751,984	123,101,106	126,072,852	102	97	108	0.71%
PLUS MARKET			512,221	566,748				0.45%
GENERAL MARKET	116,376,952	129,751,984	122,588,885	125,506,104	102	97	108	99.55%
CLOSED-END FUND MARKET	864,516,120	223,951,283	228,847,775	225,139,964	98	101	26	1.26%
TOTAL	22,047,900,316	15,617,490,855	16,235,130,981	17,829,309,513	110	114	81	100.00%

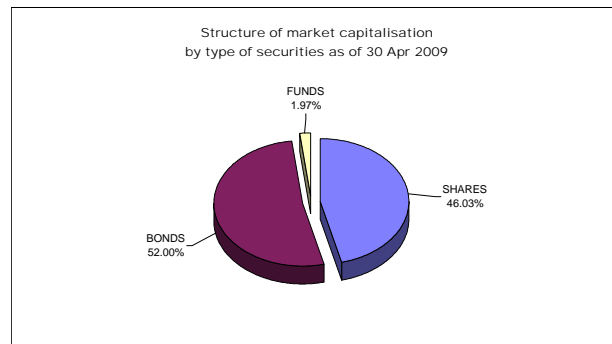
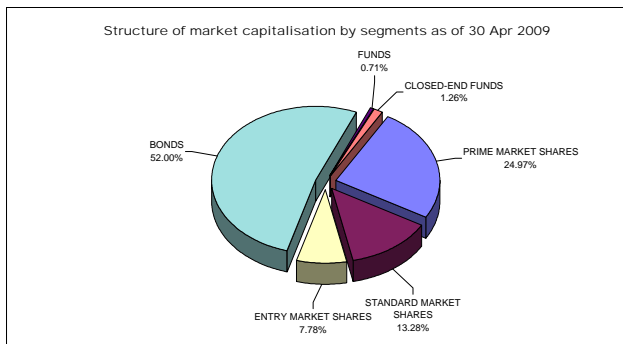
SHARES	14,714,615,774	8,468,424,538	8,038,816,884	8,207,119,243	102	97	55	-
---------------	-----------------------	----------------------	----------------------	----------------------	------------	-----------	-----------	----------

BONDS	6,352,391,470	6,795,363,049	7,844,365,216	9,270,977,453	118	136	123	-
--------------	----------------------	----------------------	----------------------	----------------------	------------	------------	------------	----------

FUNDS	980,893,072	353,703,267	351,948,881	351,212,817	100	99	36	-
--------------	--------------------	--------------------	--------------------	--------------------	------------	-----------	-----------	----------

On 30 Apr 2009, the total market capitalisation of all shares traded, without investment funds, on the Ljubljana Stock Exchange corresponded to 22.1 % of GDP in 2008 - EUR 37,126 million (as reported by Statistical office of the Republic of Slovenia).

|EUR=1,5540 USD as of 30 Apr 2008| |EUR=1,3917 USD as of 31 Dec 2008| |EUR=1,3308 USD as of 31 Mar 2009| |EUR=1,3275 USD as of 30 Apr 2009|



MARKET CAPITALISATION OF SHARES - PRIME MARKET

Issue	Number of shares traded	Number of issued shares	Share of traded shares	Price as of 30 Apr 2009	Market capitalisation as of 30 Apr 2009 (in EUR)	Market capitalisation as of 30 Apr 2009 (in USD)
1 KRKA	35,426,120	35,426,120	100.00%	54.22 EUR	1,920,804,226	2,549,867,611
2 TELEKOM SLOVENIJE	6,535,478	6,535,478	100.00%	150.08 EUR	980,844,538	1,302,071,125
3 MERCATOR	3,765,361	3,765,361	100.00%	157.60 EUR	593,420,894	787,766,236
4 PETROL	2,086,301	2,086,301	100.00%	240.05 EUR	500,816,555	664,833,977
5 LUKA KOPER	14,000,000	14,000,000	100.00%	20.44 EUR	286,160,000	379,877,400
6 GORENJE	14,030,000	14,030,000	100.00%	8.80 EUR	123,464,000	163,898,460
7 INTEREUROPA	7,902,413	7,902,413	100.00%	5.90 EUR	46,624,237	61,893,674
TOTAL					4,452,134,450	5,910,208,482

MARKET CAPITALISATION OF SHARES - STANDARD MARKET

Issue	Number of shares traded	Number of issued shares	Share of traded shares	Price as of 30 Apr 2009	Market capitalisation as of 30 Apr 2009 (in EUR)	Market capitalisation as of 30 Apr 2009 (in USD)
COMMON SHARES					2,355,170,830	3,126,489,276
1 SAVA	2,006,987	2,006,987	100.00%	241.04 EUR	483,764,146	642,196,904
2 PIVOVARNA LAŠKO	8,611,481	8,581,972	100.34%	42.82 EUR	368,743,616	489,507,151
3 ABANKA	7,198,864	7,200,000	99.98%	51.84 EUR	373,189,110	495,408,543
4 ZAVAROVALNICA TRIGLAV	22,735,148	22,735,148	100.00%	16.03 EUR	364,444,422	483,799,971
5 NOVA KREDITNA BANKA MARIBOR	26,081,979	26,081,979	100.00%	9.40 EUR	245,170,603	325,463,975
6 TERME ČATEŽ	497,022	497,022	100.00%	195.00 EUR	96,919,290	128,660,357
7 POZAVAROVALNICA SAVA	9,362,519	9,362,519	100.00%	9.55 EUR	89,412,056	118,694,505
8 ISKRA AVTOELEKTRIKA	1,608,313	1,608,313	100.00%	36.00 EUR	57,899,268	76,861,278
9 AERODROM LJUBLJANA	1,936,229	1,936,229	100.00%	28.38 EUR	54,950,179	72,946,363
10 SALUS, LJUBLJANA	134,980	134,980	100.00%	433.50 EUR	58,513,830	77,677,109
11 ISTRABENZ	5,180,000	5,180,000	100.00%	12.02 EUR	62,263,600	82,654,929
12 ETOL	254,619	254,619	100.00%	127.90 EUR	32,565,770	43,231,060
13 ŽITO	355,792	355,792	100.00%	70.05 EUR	24,923,230	33,085,587
14 DELO PRODAJA	593,549	593,549	100.00%	27.00 EUR	16,025,823	21,274,280
15 MLINOTEST	2,389,177	2,389,177	100.00%	5.50 EUR	13,140,474	17,443,979
16 KOMPAS MTS	594,601	594,601	100.00%	17.55 EUR	10,435,248	13,852,791
17 NIKA	189,876	189,876	100.00%	14.80 EUR	2,810,165	3,730,494
PREFERRED SHARES					12,681,600	16,834,824
1 PROBANKA	396,300	400,000	99.08%	32.00 EUR	12,681,600	16,834,824
TOTAL					2,367,852,430	3,143,324,100

EXCHANGE RATE 1 EUR= 1.3275 USD as of 30 Apr 2009

MARKET CAPITALISATION OF SHARES - ENTRY MARKET

	Issue	Number of shares traded	Number of issued shares	Share of traded shares	Price as of 30 Apr 2009	Market capitalisation as of 30 Apr 2009 (in EUR)	Market capitalisation as of 30 Apr 2009 (in USD)
	COMMON SHARES					1,370,644,070	1,819,530,002
1	NFD HOLDING	33,727,196	33,727,196	100.00%	4.60 EUR	155,145,102	205,955,122
2	LESNINA	76,495	76,495	100.00%	1,931.00 EUR	147,711,845	196,087,474
3	KD GROUP	2,675,640	2,675,640	100.00%	53.58 EUR	143,360,791	190,311,450
4	AKTIVA NALOŽBE	18,214,875	18,214,875	100.00%	6.41 EUR	116,757,349	154,995,380
5	HELIOS, DOMŽALE	278,446	278,446	100.00%	389.90 EUR	108,566,095	144,121,492
6	KD	186,436	186,436	100.00%	500.00 EUR	93,218,000	123,746,895
7	ZVON ENA HOLDING	12,431,743	12,431,743	100.00%	2.72 EUR	33,814,341	44,888,538
8	INFOND HOLDING	16,833,414	16,833,414	100.00%	2.80 EUR	47,133,559	62,569,800
9	CINKARNA CELJE	814,626	814,626	100.00%	44.95 EUR	36,617,439	48,609,650
10	FINETOL	254,619	254,619	100.00%	168.00 EUR	42,775,992	56,785,129
11	MAKSIMA INVEST	7,451,949	7,451,949	100.00%	4.40 EUR	32,788,576	43,526,824
12	VIPA HOLDING	7,347,565	7,347,565	100.00%	3.80 EUR	27,920,747	37,064,792
13	ZVON DVA HOLDING	14,120,934	14,120,934	100.00%	1.50 EUR	21,181,401	28,118,310
14	NAMA	953,795	953,795	100.00%	27.54 EUR	26,267,514	34,870,125
15	JUTEKS	641,432	641,432	100.00%	36.80 EUR	23,604,698	31,335,236
16	SWATY	288,940	288,940	100.00%	80.00 EUR	23,115,200	30,685,428
17	MARINA PORTOROŽ	313,932	313,932	100.00%	70.00 EUR	21,975,240	29,172,131
18	GRAND HOTEL UNION	1,814,613	1,814,613	100.00%	10.50 EUR	19,053,437	25,293,437
19	MEDVEŠEK PUŠNIK DZU	75,000	75,000	100.00%	240.00 EUR	18,000,000	23,895,000
20	ZLATA MONETA II	8,232,861	8,232,861	100.00%	2.00 EUR	16,465,722	21,858,246
21	TRIGLAV NALO BE	13,182,366	13,182,366	100.00%	1.16 EUR	15,291,545	20,299,525
22	MODRA LINJA HOLDING	2,192,411	2,192,411	100.00%	7.00 EUR	15,346,877	20,372,979
23	CENTER NALO BE	3,777,004	3,777,004	100.00%	4.20 EUR	15,863,417	21,058,686
24	MERCATA	2,891,874	2,891,874	100.00%	5.00 EUR	14,459,370	19,194,814
25	GORENJSKI TISK	963,349	963,349	100.00%	14.99 EUR	14,440,602	19,168,899
26	CETIS	200,000	200,000	100.00%	45.00 EUR	9,000,000	11,947,500
27	HRAM HOLDING	4,346,667	4,346,667	100.00%	2.21 EUR	9,606,134	12,752,143
28	MAKSIMA HOLDING	6,399,850	6,399,850	100.00%	1.12 EUR	7,167,832	9,515,297
29	MEDVEŠEK PUŠNIK	800,000	800,000	100.00%	11.01 EUR	8,808,000	11,692,620
30	PLAMA - PUR	686,798	686,798	100.00%	12.50 EUR	8,584,975	11,396,554
31	M1	3,932,515	3,932,515	100.00%	2.00 EUR	7,865,030	10,440,827
32	GEA	1,254,960	1,254,960	100.00%	5.50 EUR	6,902,280	9,162,777
33	MELAMIN	349,913	349,913	100.00%	18.50 EUR	6,473,391	8,593,426
34	DATALAB TEHNOLOGIJE	106,519	106,519	100.00%	68.00 EUR	7,243,292	9,615,470
35	ŽELEZARNA RAVNE - MONTER DRAVOGRAD	336,225	336,225	100.00%	19.00 EUR	6,388,275	8,480,435
36	ALPETOUR POTOVALNA AGENCIJA	497,847	497,847	100.00%	12.15 EUR	6,048,841	8,029,836
37	KS NALOŽBE	3,909,878	3,909,878	100.00%	1.50 EUR	5,864,817	7,785,545
38	SLOVENIJALES	273,377	273,604	99.92%	22.00 EUR	6,014,294	7,983,975
39	JAVOR PIVKA	1,194,700	1,194,700	100.00%	4.10 EUR	4,898,270	6,502,453
40	ALPOS	144,913	144,913	100.00%	30.00 EUR	4,347,390	5,771,160
41	VELANA	1,409,645	1,409,645	100.00%	3.01 EUR	4,243,031	5,632,624
42	GORIŠKE OPEKARNE	523,634	523,634	100.00%	8.00 EUR	4,189,072	5,560,993
43	TERME DOBRNA	692,542	692,542	100.00%	6.00 EUR	4,155,252	5,516,097
44	TRDNJAVA I HOLDING	891,750	891,750	100.00%	4.00 EUR	3,567,000	4,735,193
45	SIVENT	1,229,712	1,229,712	100.00%	2.29 EUR	2,816,040	3,738,294
46	INTERTRADE ITA	69,531	69,531	100.00%	40.49 EUR	2,815,310	3,737,324
47	KOŠAKI TMI	43,236	43,236	100.00%	58.00 EUR	2,507,688	3,328,956
48	ELMO	708,000	708,000	100.00%	3.50 EUR	2,478,000	3,289,545
49	INLES	712,410	712,410	100.00%	2.66 EUR	1,895,011	2,515,627
50	TEKSTINA	1,127,293	1,127,293	100.00%	1.40 EUR	1,578,210	2,095,074
51	MKT PRINT	103,954	103,954	100.00%	15.00 EUR	1,559,310	2,069,984
52	TRDNJAVA HOLDING	2,593,123	2,593,123	100.00%	0.430 EUR	1,115,043	1,480,219
53	MIP	1,978,742	1,978,742	100.00%	0.360 EUR	712,347	945,641
54	ZDRAVILIŠČE ROGAŠKA	901,581	961,898	93.73%	0.650 EUR	586,028	777,952
55	JELEN GOSTINSKO PODJETJE	67,798	67,798	100.00%	3.34 EUR	226,445	300,606
56	D NALOŽBE	90,810	90,810	100.00%	1.24 EUR	112,604	149,482
	PREFERRED SHARES					16,488,294	16,488,294
1	PRVA GROUP	170,000	170,000	100.00%	55.65 EUR	9,460,500	9,460,500
2	KD GROUP	266,413	266,413	100.00%	26.20 EUR	6,980,021	6,980,021
3	ZDRAVILIŠČE ROGAŠKA	28,102	30,000	93.67%	1.70 EUR	47,773	47,773
	TOTAL					1,387,132,364	1,836,018,296

EXCHANGE RATE 1 EUR= 1.3275 USD as of 30 Apr 2009

MARKET CAPITALISATION OF BONDS

Izdaja	Number of issued bonds	Price as of 30 Apr 2009	Principal amt. as of 30 Apr 2009	Currency of denomination	Market capitalisation as of 30 Apr 2009 (in EUR)	Market capitalisation as of 30 Apr 2009 (in USD)	
1	REPUBLIKA SLOVENIJA 65 th ISSUE	1,500,000	101.80	1,000.00	EUR	1,527,000.000	2,027,092.500
2	REPUBLIKA SLOVENIJA 59 th ISSUE	25,553,128	98.95	41.73	EUR	1,055,135,545	1,400,892,436
3	REPUBLIKA SLOVENIJA 64 th ISSUE	1,000,000		1,000.00	EUR	1,000,000.000	1,327,500,000
4	REPUBLIKA SLOVENIJA 63 th ISSUE	1,000,000	98.75	1,000.00	EUR	987,500.000	1,310,906,250
5	SLOVENSKA ODŠKODNINSKA DRUŽBA 2 nd ISSUE	15,674,404	101.50	41.33	EUR	657,540,464	872,884,966
6	SID BANKA 1 st ISSUE	5,000	100.00	100,000.00	EUR	500,000.000	663,750,000
7	REPUBLIKA SLOVENIJA 62 nd ISSUE	9,358,736	97.00	41.73	EUR	378,823,852	502,888,663
8	REPUBLIKA SLOVENIJA 60 th ISSUE	8,833,535	100.50	41.73	EUR	370,466,533	491,794,322
9	REPUBLIKA SLOVENIJA 61 st ISSUE	7,880,699	100.25	41.73	EUR	329,683,723	437,655,143
10	REPUBLIKA SLOVENIJA 57 th ISSUE	6,223,274	104.40	41.73	EUR	271,123,902	359,916,980
11	REPUBLIKA SLOVENIJA 33 rd ISSUE	248,716	140.00	511.29	EUR	178,032,405	236,338,018
12	REPUBLIKA SLOVENIJA 53 rd ISSUE	792,909	101.00	100.00	EUR	80,083,809	106,311,256
13	REPUBLIKA SLOVENIJA 54 th ISSUE	1,828,310	103.00	41.73	EUR	78,584,238	104,320,575
14	REPUBLIKA SLOVENIJA 38 th ISSUE	688,470	105.00	100.00	EUR	72,289,350	95,964,112
15	NLB 18 th ISSUE	150,000	100.00	417.29	EUR	62,593,500	83,092,871
16	DARS 2 nd ISSUE	148,000		417.29	EUR	61,758,920	81,984,966
17	DARS	134,300	103.00	417.29	EUR	57,723,308	76,627,692
18	NLB 15 th ISSUE	131,126	102.20	417.29	EUR	55,921,355	74,235,599
19	REPUBLIKA SLOVENIJA 48 th ISSUE	564,652	98.01	100.00	EUR	55,341,543	73,465,898
20	REPUBLIKA SLOVENIJA 29 th ISSUE	550,000	100.00	100.00	EUR	55,000,000	73,012,500
21	NLB 23 rd ISSUE	54,200		1,000.00	EUR	54,200,000	71,950,500
22	NLB 13 th ISSUE	117,335	107.50	417.29	EUR	52,634,926	69,872,865
23	REPUBLIKA SLOVENIJA 26 th ISSUE	499,765	104.00	100.00	EUR	51,975,560	68,997,556
24	BANKA CELJE 11 th ISSUE	50,000		1,000.00	EUR	50,000,000	66,375,000
25	REPUBLIKA SLOVENIJA 50 th ISSUE	485,270	101.50	100.00	EUR	49,254,905	65,385,886
26	REPUBLIKA SLOVENIJA 18 th ISSUE	450,166	101.51	100.00	EUR	45,696,351	60,861,906
27	DARS 3 rd ISSUE	102,000	102.00	417.29	EUR	43,414,852	57,633,215
28	NLB 17 th ISSUE	101,694	97.00	417.29	EUR	41,162,813	54,643,634
29	KD HOLDING 1 st ISSUE	400,000	102.50	100.00	EUR	41,000,000	54,427,500
30	NLB 19 th ISSUE	100,000	98.00	417.29	EUR	40,894,420	54,287,343
31	REPUBLIKA SLOVENIJA 23 rd ISSUE	400,000	100.00	100.00	EUR	40,000,000	53,100,000
32	KD HOLDING 2 nd ISSUE	400,000	97.20	100.00	EUR	38,880,000	51,613,200
33	POSLOVNI SISTEM MERCATOR	365,400	96.85	100.00	EUR	35,388,990	46,978,884
34	DELO PRODAJA 1 st ISSUE	4,662,470	70.00	10.00	EUR	32,637,290	43,326,002
35	ZAVAROVALNICA TRIGLAV 1 st ISSUE	30,000	108.70	1,000.00	EUR	32,610,000	43,289,775
36	BANKA CELJE 10 th ISSUE	370,000	87.00	100.00	EUR	32,190,000	42,732,225
37	NLB 16 th ISSUE	77,557	98.50	417.29	EUR	31,878,304	42,318,449
38	REPUBLIKA SLOVENIJA 21 st ISSUE	1,349,278	93.11	24.20	EUR	30,402,768	40,359,675
39	DROGA KOLINSKA 1 st ISSUE	30,000		1,000.00	EUR	30,000,000	39,825,000
40	NLB 22 nd ISSUE	298,940	100.00	100.00	EUR	29,894,000	39,684,285
41	PROBANKA 10 th ISSUE	30,000	99.50	1,000.00	EUR	29,850,000	39,625,875
42	REPUBLIKA SLOVENIJA 49 th ISSUE	77,979	99.00	380.00	EUR	29,335,700	38,943,141
43	NOVA KBM 8 th ISSUE	70,000	99.50	417.29	EUR	29,064,249	38,582,790
44	NLB 21 st ISSUE	69,500		417.29	EUR	29,001,655	38,499,697
45	NOVA KBM 7 th ISSUE	70,000	98.22	417.29	EUR	28,690,357	38,086,448
46	NLB 11 th ISSUE	26,326	100.01	1,000.00	EUR	26,328,633	34,951,260
47	FACTOR BANKA 17 th ISSUE	25,000		1,000.00	EUR	25,000,000	33,187,500
48	REPUBLIKA SLOVENIJA 32 nd ISSUE	238,655	101.00	100.00	EUR	24,104,155	31,998,266
49	NLB 20 th ISSUE	57,100		417.29	EUR	23,827,259	31,630,686
50	ABANKA VIPA 11 th ISSUE	500,000	99.70	41.73	EUR	20,802,405	27,615,193
51	CIMOS 1 st ISSUE	200,000	102.80	100.00	EUR	20,560,000	27,293,400
52	BANKA CELJE 9 th ISSUE	50,000	97.50	417.29	EUR	20,342,888	27,005,183
53	ABANKA VIPA 10 th ISSUE	21,000	96.00	1,000.00	EUR	20,160,000	26,762,400
54	PROBANKA 9 th ZDAJA	250,000	80.00	100.00	EUR	20,000,000	26,550,000
55	ABANKA VIPA 12 th ISSUE	500,000	95.50	41.73	EUR	19,926,075	26,451,865
56	ABANKA VIPA 7 th ISSUE	173,000	100.00	100.00	EUR	17,300,000	22,965,750
57	POŠTNA BANKA SLOVENIJE 7 th ISSUE	40,000	94.70	417.29	EUR	15,806,945	20,983,720
58	POTEZA SKUPINA 1 st ISSUE	15,415	100.00	1,000.00	EUR	15,415,000	20,463,413
59	ABANKA 6 th ISSUE	135,000	100.50	100.00	EUR	13,567,500	18,010,856
60	FACTOR BANKA 11 th ISSUE	13,000	103.70	1,000.00	EUR	13,481,000	17,896,028
61	BANKA CELJE 8 th ISSUE	125,000	100.00	100.00	EUR	12,500,000	16,593,750
62	BANKA DOMŽALE 1 st ISSUE	125,000		100.00	EUR	12,500,000	16,593,750
63	PROBANKA 7 th ISSUE	120,000	102.00	100.00	EUR	12,240,000	16,248,600
64	FACTOR BANKA 19 th ISSUE	12,155	100.30	1,000.00	EUR	12,191,465	16,184,170
65	FACTOR BANKA 20 th ISSUE	13,090	92.50	1,000.00	EUR	12,108,250	16,073,702
66	FACTOR BANKA 14 th ISSUE	1,216	98.00	10,000.00	EUR	11,916,800	15,819,552
67	ABANKA VIPA 8 th ISSUE	100,000	101.80	100.00	EUR	10,180,000	13,513,950
68	BANKA CELJE 7 th ISSUE	100,000	100.20	100.00	EUR	10,020,000	13,301,550
69	FACTOR BANKA 12 th ISSUE	2,500,000	95.27	4.17	EUR	9,931,898	13,184,594
70	ABANKA VIPA 9 th ISSUE	100,000	96.61	100.00	EUR	9,661,000	12,824,978
71	PROBANKA 8 th ISSUE	92,000	100.00	100.00	EUR	9,200,000	12,213,000
72	FACTOR BANKA 15 th ISSUE	9,000	102.00	1,000.00	EUR	9,180,000	12,186,450
73	FACTOR BANKA 21 st ISSUE	7,338	92.50	1,000.00	EUR	6,787,650	9,010,605
74	KB1909 1 st ISSUE	10,000	102.50	600.00	EUR	6,150,000	8,164,125
75	FACTOR BANKA 9 th ISSUE	5,927	99.00	1,000.00	EUR	5,867,730	7,789,412
76	POTEZA NALOŽBE	100,000	100.60	58.01	EUR	5,836,178	7,747,527
77	FMR	50,000	103.00	100.00	EUR	5,150,000	6,836,625
78	DEOS 1 st ISSUE	58,259	100.02	88.09	EUR	5,133,062	6,814,139
79	FACTOR BANKA 16 th ISSUE	500	102.00	10,000.00	EUR	5,100,000	6,770,250
80	BANKA ZASAVJE 3 rd ISSUE	5,000	100.53	1,000.00	EUR	5,026,500	6,672,679
81	REPUBLIKA SLOVENIJA 44 th ISSUE	106,483	106.20	41.73	EUR	4,719,035	6,264,519
82	POŠTNA BANKA SLOVENIJE 6 th ISSUE	10,000	104.00	417.29	EUR	4,339,816	5,761,106
83	STANOVANJSKI SKLAD RS 3 rd ISSUE	20,000	105.44	124.50	EUR	2,647,114	3,514,044
84	STANOVANJSKI SKLAD RS 1 st ISSUE	70,965	100.00	7.30	EUR	5,18,045	687,704
85	BANKA VIPA 7 th ISSUE	10,000	98.00	50.00	EUR	490,000	650,475
86	SIP STROJNA INDUSTRIJA 1 st ISSUE B SERIES	17,250		10.23	EUR	176,468	234,261
87	BANKA VIPA 6 th ISSUE	10,000	100.00	12.50	EUR	125,000	165,938
	TOTAL					9,270,977,453	12,307,222,569

EXCHANGE RATE 1 EUR= 1.3275 USD as of 30 Apr 2009

MARKET CAPITALISATION OF OPEN-END FUNDS - PLUS MARKET

	Mutual fund / ETF	Number of coupons traded	Price as of 30 Apr 2009	Market capitalisation as of 30 Apr 2009 (in EUR)	Market capitalisation as of 30 Apr 2009 (in USD)
1	INDEKSNI VZAJEMNI SKLAD PB URANIUM INDEX	552,475	0.600 EUR	329,275	437,113
2	INDEKSNI VZAJEMNI SKLAD PB BIOTECH INDEX	263,859	0.900 EUR	237,473	315,246
	TOTAL			566,748	752,358

MARKET CAPITALISATION OF OPEN-END FUNDS - GENERAL MARKET

	Mutual fund / ETF	Number of coupons traded	Price as of 30 Apr 2009	Market capitalisation as of 30 Apr 2009 (in EUR)	Market capitalisation as of 30 Apr 2009 (in USD)
1	INFOND GLOBAL	6,363,811	8.25 EUR	52,501,441	69,695,663
2	PROBANKA GLOBALNI NALOŽBENI SKLAD	68,634,570	0.650 EUR	44,406,567	58,949,717
3	INFOND DYNAMIC	5,063,343	3.45 EUR	17,468,533	23,189,478
4	MP-BALKAN.SI	367,098	20.00 EUR	7,341,960	9,746,452
5	MP-EUROSTOCK.SI	1,052,112	3.60 EUR	3,787,603	5,028,043
	TOTAL			126,639,600	168,114,070

MARKET CAPITALISATION OF CLOSE-END FUNDS

	Investment company	Number of shares traded	Price as of 30 Apr 2009	Market capitalisation as of 30 Apr 2009 (in EUR)	Market capitalisation as of 30 Apr 2009 (in USD)
1	NFD 1 DELNIŠKI INVESTICIJSKI SKLAD	160,580,300	0.870 EUR	140,347,182	186,310,884
2	KRONA SENIOR ID	6,895,504	5.70 EUR	39,304,373	52,176,555
3	KD ID	9,181,542	3.59 EUR	32,961,736	43,756,704
4	ZVON ENA ID	2,277,577	5.50 EUR	12,526,674	16,629,159
	TOTAL			225,139,964	298,873,303

EXCHANGE RATE: 1 EUR = 1.3275 USD as of 30 Apr 2009

E) OTHER

E1) INDICATORS AS OF 30 APRIL 2009

ISSUE	Price as of 30 Apr 2009	Total net profit (loss) in 000 EUR in 2008	Earning per share as of 31 Dec 2008	P / E ⁽¹⁾	Dividend for 2007	Dividend yield	Book value as of 31 Dec 2008	P / B ⁽¹⁾	Turnover ratio ⁽²⁾
PRIME MARKET SHARES									
Gorenje	8.80 EUR	8,872 EUR	0.66 EUR	13.27	0.450 EUR	5.11%	27.19 EUR	0.32	1.61%
Intereuropa	5.90 EUR	3,259 EUR	0.412 EUR	14.31	0.58 EUR	9.83%	20.25 EUR	0.29	1.11%
Krka	54.22 EUR	155,955 EUR	4.61 EUR	11.75	0.91 EUR	1.68%	22.54 EUR	2.41	1.38%
Luka Koper ⁽⁴⁾	20.44 EUR	16,921 EUR	1.21 EUR	16.91	0.55 EUR	2.69%	21.97 EUR	0.93	0.75%
Mercator	157.60 EUR	40,846 EUR	10.99 EUR	14.34	4.25 EUR	2.70%	217.26 EUR	0.73	0.51%
Petrol	240.05 EUR	(54,802 EUR)	(26.58 EUR)	⁽³⁾	5.90 EUR	2.46%	175.11 EUR	1.37	0.54%
Telekom Slovenije	150.08 EUR	85,818 EUR	13.19 EUR	11.38	12.80 EUR	8.53%	163.21 EUR	0.92	0.74%
PRIME MARKET AVERAGE ⁽⁶⁾				17.33		3.66%		0.48	
Abanka Vipava	51.84 EUR	20,406 EUR	3.22 EUR	16.10	1.01 EUR	1.95%	46.80 EUR	1.11	0.82%
Aerodrom ⁽⁴⁾	28.38 EUR	11,787 EUR	3.10 EUR	9.14	1.10 EUR	3.88%	30.58 EUR	0.93	1.26%
Delo Prodaja ⁽⁵⁾	27.00 EUR	6,643 EUR	11.846 EUR	2.28	0.70 EUR	2.59%	41.40 EUR	0.65	0.08%
Etol	127.90 EUR	1,013 EUR	3.98 EUR	32.15	3.92 EUR	3.06%	121.11 EUR	1.06	3.33%
Iskra Avtoelektrika	36.00 EUR	4,196 EUR	2.62 EUR	13.73	0.75 EUR	2.08%	29.51 EUR	1.22	0.18%
Istrabenz	12.02 EUR	(226,433 EUR)	(43.72 EUR)	⁽³⁾	3.79 EUR	31.53%	10.90 EUR	1.10	0.54%
Kompas MTS	17.55 EUR	308 EUR	0.52 EUR	33.85			76.77 EUR	0.23	0.01%
Minotest	5.50 EUR	705 EUR	0.30 EUR	18.60	0.04 EUR	0.73%	10.37 EUR	0.53	0.03%
Nika ⁽⁵⁾	14.80 EUR	(533 EUR)	(2.81 EUR)	⁽³⁾			15.17 EUR	0.98	0.01%
Nova KBM	9.40 EUR	13,614 EUR	0.55 EUR	17.03	0.20 EUR	2.13%	13.75 EUR	0.68	1.59%
Pivovarna Laško	42.82 EUR	3,640 EUR	0.42 EUR	102.87	1.00 EUR	2.34%	31.90 EUR	1.34	0.41%
Pozavarovalnica Sava	9.55 EUR	(8,903 EUR)	(1.13 EUR)	⁽³⁾			21.25 EUR	0.45	2.87%
Salus ⁽⁵⁾	433.50 EUR	6,833 EUR	53.85 EUR	8.05	40.00 EUR	9.23%	415.87 EUR	1.04	0.59%
Sava	241.04 EUR	2,346 EUR	1.17 EUR	205.87	3.00 EUR	1.24%	239.55 EUR	1.01	0.37%
Terme Čatež	195.00 EUR	3,354 EUR	6.79 EUR	28.70	4.35 EUR	2.23%	184.23 EUR	1.06	0.00%
Zavarovalnica Triglav ⁽⁷⁾	16.03 EUR	2,952 EUR	0.17 EUR	92.54	0.25 EUR	1.56%	28.12 EUR	0.57	4.99%
Žito	70.05 EUR	(445 EUR)	(1.26 EUR)	⁽³⁾	4.60 EUR	6.57%	188.13 EUR	0.37	0.41%
STANDARD MARKET AVERAGE ⁽⁶⁾				33.76		2.04%		0.75	

Calculated on the basis of last audited consolidated financial statements. Average number of shares traded in last 2 years has been used for the calculations.

(1) P / E = price / earnings per share.

(2) Yearly turnover / average market capitalisation (based on data at the end of current month, before 6 months and before 12 months).

(3) Not applicable.

(4) By Aerodrom Ljubljana P / E is calculated on all shares.

(5) Calculated on the basis of audit consolidated financial statements based on Slovene accounting standards.

(6) Average ratios (illiquid companies excluded).

Average P/E = total market capitalisation of common shares listed (30 Apr 2009) / total net profit of companies listed on prime market or official market (in 2008), adjusted with share of listed securities.

Average div. yield = total dividends, paid by the companies listed in 2007 or 2008, adjusted with share of listed securities / total market capitalisation of common shares on prime market or official market (31 Mar 2009).

Average price / book value = total market capitalisation of common shares listed (30 Apr 2009) / total equity of companies listed on prime market or official market (31 Dec 2008), adjusted with share of listed securities.

(7) Values adjusted according to the share split ratio (1:4).

E2) RECORD VALUES

RECORD DAILY TURNOVER IN 2009

26 Feb 2009

	Turnover (in EUR)	Number of bargains	Volume in pieces
Order book trades	2,512,591	588	134,551
Cross trades (excluding block trades)	385,178	56	16,167
Block trades	8,503,374	3	390,765
Total	11,401,143	647	541,483

MAX AND MIN VALUE OF TURNOVER AND INDICES

	In 2009		1989-2008	
Monthly turnover - block trades excluded (in 000 EUR)	72,688.38	March	250,231.98	July 2006
Daily turnover - block trades excluded (in 000 EUR)	11,401.14	13 Mar 2009	42,083.43	10 Dec 2007
Number of bargains per day - block trades excluded	829.00	6 Feb 2009	6,391.00	27 Dec 2002
Value of block trade (in 000 EUR)	5,279.95	13 Mar 2009	75,012.95	23 Nov 2005
Max value of SBI 20 index	3,972.70	19 Jan 2009	12,242.01	31 Aug 2007
Min value of SBI 20 index	3,408.37	10 Mar 2009	891.93	10 Sep 1996
Max value of SBI TOP index	933.38	10 Feb 2009	2,674.69	31 Aug 2007
Min value of SBI TOP index	807.93	10 Mar 2009	534.14	8 Jul 2003
Other				
Market capitalisation of shares in EURm	8,595.60	31 Jan 2009	19,806	31 Aug 2007
End of month share in market cap of foreign investors	7.00%	31.03.2009	19.68%	31 Dec 2002

E3) NEW LISTED AND DELISTED SECURITIES AND CHANGES IN 2009

NEW LISTED SECURITIES

BOND MARKET

Issuer	Trading code	Nomin. value of issue	Issue	Listing date	First trading day
REPUBLIKA SLOVENIJA	RS64	1,000,000,000 EUR	64 th issue	30 Jan 2009	6 Feb 2009
REPUBLIKA SLOVENIJA	RS65	1,500,000,000 EUR	65 th issue	27 Mar 2009	3 Apr 2009

DELISTED SECURITIES

EQUITY MARKET - ENTRY MARKET

Issuer	Trading code	Type of share	Delisting date
NIKO	NKPG	common	22 Jan 2009
TOSAMA	TODG	common	28 Jan 2009

BOND MARKET

Issuer	Trading code	Issue	Delisting date
NOVA LJUBLJANSKA BANKA	NLB24	24 th issue	24 Apr 2009

EXTENDED LISTING OF SECURITIES

EQUITY MARKET - STANDARD MARKET

Issuer	Trading code	Type of share	Number of shares before extension	Number of shares after extension	Extension date
PROBANKA	PRBP	preferred	396,295	396,300	11 Feb 2009
PIVOVARNA LAŠKO	PILR	common	8,581,972	8,611,481	13 Mar 2009

BOND MARKET

Issuer	Trading code	Issue	Number of bonds before reduction	Number of bonds after reduction	Reduction date
DELO PRODAJA	DPR1	1 st issue	200,000	4,662,470	8 Jan 2009
SLOVENSKA IZVOZNA IN RAZVOJNA BANKA	SI01	1 st issue	2,500	5,000	12 Jan 2009

EXPIRED BONDS

Issuer	Trading code	Type of security	Exit from market	Entry into market	Transfer date
PB BIOTECH INDEX	PBDBI	index fund	General market	Plus market	4 Mar 2009
PB URANIUM INDEX	PBDUI	index fund	General market	Plus market	4 Mar 2009

EXPIRED BONDS

Issuer	Trading code	Issue	Last trading day
HOTELI BERNARDIN	HTB1E	1 st issue	26 Jan 2009
REPUBLIKA SLOVENIJA	RS56	56 th issue	4 Feb 2009
NOVA KBM	KBM5	5 th issue	15 Mar 2009
FACTOR BANKA	FB06	6 th issue	21 Apr 2009

F) LIST OF SECURITIES

F1) EQUITY MARKET

PRIME MARKET

	Issuer	Trading code	First trading day	Nominal value of issue listed	Number of shares traded	Isin code	Sector
1	GORENJE, VELENJE	GRVG	10 Nov 2000 ⁽²⁾	no par value	14,030,000	SI 003110407 6	household appliances
2	INTEREUROPA, KOPER	IEKG	June 1998 (free market) 12 Jan 1998	no par value	7,902,413	SI 003110009 0	retail trade
3	LUKA KOPER	LKPG	20 Nov 1996	no par value	14,000,000	SI 003110134 6	transport
4	KRKA TOVARNA ZDRAVIL, NOVO MESTO	KRKG	4 Nov 1997	no par value	35,426,120	SI 003110212 0	pharmaceutical & chemical industry
5	MERCATOR, LJUBLJANA	MELR	22 Dec 1997	no par value	3,765,361	SI 003110008 2	commerce industry, agriculture
6	PETROL, LJUBLJANA	PETG	5 May 1997	no par value	2,086,301	SI 003110215 3	crude-oil and gas trade
7	TELEKOM SLOVENIJE	TLSG	2 Oct 2006	no par value	6,535,478	SI 003110429 0	telecommunication

STANDARD MARKET - COMMON SHARES

	Issuer	Trading code	First trading day	Nominal value of issue listed	Number of shares traded	Isin code	Sector
1	ABANKA VIPA	ABKN	27 Oct 2008	no par value	7,198,864	SI 002110860 8	banking
2	AERODROM, LJUBLJANA	AELG	8 Oct 1997	no par value	1,936,229	SI 003110327 6	airport services
3	DELO PRODAJA	DPRG	12 Feb 2001	no par value	593,549	SI 003110707 9	trade
4	ETOL, CELJE	ETOG	21 Feb 1997	no par value	254,619	SI 003110133 8	essential oils and fragrances production
5	ISKRA AVTOELEKTRIKA	IALG	16 Oct 2006	no par value	1,608,313	SI 003110704 6	production of electrical equipment for machinery and vehicles
6	ISTRABENZ, KOPER	ITBG	16 June 1997	no par value	5,180,000	SI 003110207 0	holding companies management
7	KOMPAS MTS	MTSG	8 Dec 2000	no par value	594,601	SI 003110370 6	catering service, border-crossing and tourist services
8	MLINOTEST, AJDOVŠČINA	MAJG	3 Apr 2000	no par value	2,389,177	SI 003110820 0	food processing industry
9	NIKA, BREŽICE	NIKN	23 June 1992	no par value	189,876	SI 003110079 3	financial consultancy and services
10	NOVA KBM	KBMR	10 Dec 2007	no par value	26,081,979	SI 002110405 2	banking
11	PIVOVARNA LAŠKO	PILR	1 Feb 2000	no par value	8,611,481	SI 003110741 8	brewery
12	POZAVAROVALNICA SAVA	POSR	12 Jun 2008	no par value	9,362,519	SI 002111051 3	reinsurance
13	SALUS, LJUBLJANA	SALR	16 Jan 1992	no par value	134,980	SI 003110568 5	full-line pharmaceutical wholesale
14	SAVA, KRANJ	SAVA	6 Jan 2000	no par value	2,006,987	SI 003110845 4	chemicals
15	TERME ČATEŽ	TCRG	26 Aug 1993	no par value	497,022	SI 003110063 7	health resort
16	ZAVAROVALNICA TRIGLAV	ZVTG	9 Sep 2008	no par value	22,735,148	SI 002111165 1	insurance company
17	ŽITO, LJUBLJANA	ZTOG	20 Mar 2000	no par value	355,792	SI 003110844 0	flour, bread, pasta and sweets production

STANDARD MARKET - PREFERRED SHARES

	Issuer	Trading code	First trading day	Nominal value of issue listed	Number of shares traded	Isin code	Sector
1	PROBANKA, MARIBOR	PRBP	30 Mar 1993	no par value	396,300	SI 002120040 5	banking

ENTRY MARKET - COMMON SHARES

	Issuer	Trading code	First trading day	Nominal value of issue listed	Number of shares traded	Isin code	Sector
1	AKTIVA NALOŽBE, LJUBLJANA	ATPG	27 Feb 2004	no par value	18,214,875	SI 002111216 2	holding companies management
2	ALPETOUR POTOVALNA AGENCIJA	APAG	2 Aug 2000	no par value	497,847	SI 003110989 3	passengers transport
3	ALPOS	APOG	10 Apr 2006	no par value	144,913	SI 003111342 4	production of metal goods and equipment
4	CENTER NALOŽBE	IFHR	22 Jul 2004	no par value	3,777,004	SI 002111308 7	holding companies management
5	CETIS, CELJE	CETG	10 Mar 1997	no par value	200,000	SI 003110084 3	paper industry and graphics
6	CINKARNA, CELJE	CICG	6 Mar 1998	no par value	814,626	SI 003110380 5	metallurgic and chemical industry
7	D NALOŽBE	DFNR	31 Mar 2008	no par value	90,810	SI 003111394 5	holding companies management
8	DATALAB	DATR	30 Jun 2008	no par value	106,519	SI 003111451 3	software development
9	ELMO, LJUBLJANA	IELG	22 Feb 2001	no par value	708,000	SI 003111026 3	electrical installations
10	FINETOL	FINR	29 Feb 2008	no par value	254,619	SI 002111396 2	holding companies management
11	GEA TOVARNA OLJA	GSBG	30 June 1996	no par value	1,254,960	SI 003110129 6	oil - producing industry
12	GORENJSKI TISK, KRANJ	GTKG	19 Sep 1996	no par value	963,349	SI 003110119 7	graphics services
13	GORIŠKE OPEKARNE, RENČE	GORG	8 Mar 1999	no par value	523,634	SI 003110499 3	production of different clay brick products
14	GRAND HOTEL UNION	GHUG	5 Jan 2000	no par value	1,814,613	SI 003110865 5	hotel industry
15	HELIOS, DOMŽALE	HDOG	19 Sep 1996	11,694,732 SIT	278,446	SI 003110114 8	intermediary on fuel, mine sector
16	HRAM HOLDING	ST1R	27 Jan 2004	no par value	4,346,667	SI 002111210 5	holding companies management
17	INFOND HOLDING	IFFR	23 Sept 2002	no par value	16,833,414	SI 002111076 0	holding companies management
18	INLES, RIBNICA	IHPG	8 Oct 1999	no par value	712,410	SI 003110745 9	production of furniture mechanical engineering
19	INTERTRADE ITA	INRG	20 Oct 1997	2,920,302 EUR	69,531	SI 003110333 4	representative
20	JAVOR, PIVKA	JPIG	13 Nov 2000	no par value	1,194,700	SI 003110910 9	production of plywood, bound and layer wood, fibre and other slabs
21	JELEN, SLOVENSKE KONJICE	JESG	29 Nov 1999	67,798,000 EUR	67,798	SI 003110430 8	restaurant & hotel capacities
22	JUTEKS, ŽALEC	JTKG	2 Nov 1999	no par value	641,432	SI 003110786 3	floor panel production on various linings
23	KD GROUP	KDHR	5 Feb 2001	no par value	2,675,640	SI 003111046 1	holding companies management
24	KOŠAKI TMI, MARIBOR	TKMG	11 Oct 1999	no par value	43,236	SI 003110424 1	secondary meat industry and production of meat products
25	KS NALOŽBE	KSFR	24 Dec 2007	no par value	3,909,878	SI 002111385 5	holding companies management

26	LESNINA	MILG	12 Jan 2002	no par value	76,495	SI 003111116 2	wholesale and retail of furniture
27	MARINA, PORTOROŽ	MAPG	19 Sep 1996	no par value	313,932	SI 003110058 7	nautical and hotel industry
28	MAKSIMA HOLDING	MAHR	6 May 2003	no par value	6,399,850	SI 002111151 1	holding companies management
29	MAKSIMA INVEST	MKIR	26 Oct 2004	no par value	7,451,949	SI 002111319 4	holding companies management
30	MEDVEŠEK PUŠNIK, LJUBLJANA	MPLR	12 Dec 1997	no par value	800,000	SI 002110324 5	financial consulting
31	MEDVEŠEK PUŠNIK DZU	MDUR	13 Dec 2007	no par value	75,000	SI 002111160 2	holding companies management
32	MELAMIN, KOČEVJE	MKOG	23 Sep 1996	no par value	349,913	SI 003110130 4	chemical industry
33	MERCATA	MR0R	27 Jul 2004	no par value	2,891,874	SI 002111199 0	holding companies management
34	MESNA INDUSTRIJA PRIMORSKE	MIPG	19 June 2000	no par value	1,978,742	SI 003110969 5	meat processing industry; wholesale and retail trade with provisions
35	MKT PRINT	MKTG	11 Oct 1999	no par value	103,954	SI 003110094 2	printing, publishing, retail and wholesale
36	MODRA LINIJA HOLDING	MLHR	20 Nov 2002	no par value	2,192,411	SI 002111058 8	holding companies management
37	M1	MR1R	4 Aug 2004	no par value	3,932,515	SI 002111311 1	holding companies management
38	NAMA, LJUBLJANA	NALN	30 Apr 2004	no par value	953,795	SI 003110269 0	retail trade and renting of business premises
39	NFD HOLDING	NF2R	10 Dec 2003	no par value	33,727,196	SI 002111200 6	holding companies management
40	PLAMA PUR	POPG	6 Dec 1999	no par value	686,798	SI 003110822 6	production and refashioning of poliuretanic (plastic) foams
41	KD	SKDR	21 Dec 2000	no par value	186,436	SI 003111016 4	holding companies management
42	SIVENT	SING	27 Feb 2008	no par value	1,229,712	SI 002111139 6	venture capital investing
43	SLOVENIJALES, LJUBLJANA	SLLG	8 May 1996	no par value	273,377	SI 003110040 5	commerce, engineering, representation
44	TEKSTINA, AJDOVŠČINA	TEAG	12 Feb 1997	no par value	1,127,293	SI 003110221 1	textile industry
45	TERME DOBRNA	ZDDG	5 July 1999	no par value	692,542	SI 003110539 6	medical services, tourist and hotel trade
46	TRDNJAVA HOLDING	TR0R	31 Mar 2004	no par value	2,593,123	SI 002111219 6	holding companies management
47	TRDNJAVA I HOLDING	TR1R	31 Mar 2004	no par value	891,750	SI 002111220 4	holding companies management
48	TRIGLAV NALOŽBE	TRSG	7 Apr 2004	no par value	13,182,366	SI 002111223 8	holding companies management
49	TUB SWATY, MARIBOR	TUBG	30 Dec 1997	no par value	288,940	SI 003110344 1	production and trade of knife grinders
50	VELANA, LJUBLJANA	VLJG	23 Dec 2002	no par value	1,409,645	SI 003110069 4	non-clothing textile manufacturer
51	VIPA HOLDING	VHDR	5 Nov 2003	no par value	7,347,565	SI 002111131 3	other financial intermediation
52	ZDRAVILIŠČE ROGAŠKA	RGS	11 Feb 1999	901,581,000 EUR	901,581	SI 003110489 4	health resort
53	ZLATA MONETA II finančna družba	ZM2R	13 Nov 2003	no par value	8,232,861	SI 002111198 2	other financial intermediation
54	ZVON ENA HOLDING	ZVHR	30 Oct 2003	no par value	12,431,743	SI 002111177 6	holding companies management
55	ZVON DVA HOLDING ŽELEZARNA RAVNE - MONTER	ZV2R	25 Feb 2004	no par value	14,120,934	SI 002111215 4	holding companies management
56	DRAVOGRAD	ZMDG	17 Sep 1999	no par value	336,225	SI 003110696 4	management of investment portfolios of subsidiaries

ENTRY MARKET - PREFERRED SHARES

	Issuer	Trading code	First trading day	Nominal value of issue listed	Number of shares traded	Isin code	Sector
1	KD GROUP	KDHP	18 July 2001	no par value	266,413	SI 003120050 2	holding companies management
2	PRVA GROUP	PPDG	20 Jul 2005	7,140,000 EUR	170,000	SI 002120064 5	pension insurance
3	ZDRAVILIŠČE ROGAŠKA	RGP	11 Feb 1999	56,204,000 EUR	28,102	SI 003120028 8	health resort

F) LIST OF SECURITIES

F2) BOND MARKET

CORPORATE BONDS

	Issuer	Trading code	First trading day	Nominal value of issue traded	Coupon interest rate	Maturity	Sector
1	ABANKA VIPA	AB06	25 Nov 2002	13,500,000 EUR	5.9% p.a.	2002-2009	banking
2	ABANKA VIPA	AB07	30 Oct 2003	17,300,000 EUR	5.3% p.a.	2003-2010	banking
3	ABANKA VIPA	AB08	16 Oct 2006	10,000,000 EUR	4.9% p.a.	2003-2011	banking
4	ABANKA VIPA	AB09	16 Oct 2006	10,000,000 EUR	4.7% p.a.	2003-2011	banking
5	ABANKA VIPA	AB10	16 Oct 2006	21,000,000 EUR	4.6% p.a.	2004-2011	banking
6	ABANKA VIPA	AB11	30 Jun 2006	20,865,000 EUR	4.0% p.a.	2005-2010	banking
7	ABANKA VIPA	AB12	30 Jun 2006	20,865,000 EUR	3.8% p.a.	2005-2010	banking
8	ABANKA VIPA	VIP6	6 Mar 2000	2,000,000 EUR	5.5% p.a.	1999-2009	banking
9	ABANKA VIPA	VIP7	19 July 2001	2,000,000 EUR	6.2% p.a.	2001-2010	banking
10	BANKA CELJE	BCE9	16 Oct 2006	20,864,500 EUR	3.8% p.a.	2005-2010	banking
11	BANKA CELJE	BCE7	17 Nov 2003	10,000,000 EUR	5.15% p.a.	2003-2010	banking
12	BANKA CELJE	BCE8	26 Oct 2004	12,500,000 EUR	4.9% p.a.	2004-2011	banking
13	BANKA CELJE	BCE10	12 Sep 2007	37,000,000 EUR	5.0% p.a.	2007-2017	banking
14	BANKA CELJE	BCE11	11 Jul 2008	50,000,000 EUR	6m EURIBOR + 200 b.p.	2008-openend	banking
15	BANKA ZASAVJE	BZ03	27 Jul 2004	5,000,000 EUR	4.5% p.a.	2004-2011	banking
16	CIMOS	CIM1	21 Jul 2005	20,000,000 EUR	5.75% p.a.	2004-2011	automobile industry
17	DARS	DRS1	30 Dec 2004	56,042,047 EUR	5.1% p.a.	2004-2024	performing financial engineering, preparatory, organization and policy making of building, maintenance of road network and management of super highways in Republic of Slovenia
18	DARS	DRS2	8 Nov 2005	61,758,920 EUR	4.5% p.a.	2005-2025	performing financial engineering, preparatory, organization and policy making of building, maintenance of road network and management of super highways in Republic of Slovenia
19	DARS	DRS3	3 Feb 2006	42,563,580 EUR	4,0% p.a.	2005-2020	performing financial engineering, preparatory, organization and policy making of building, maintenance of road network and management of super highways in Republic of Slovenia
20	DELO PRODAJA	DPR1	21 Aug 2008	46,624,700 EUR	6m EURIBOR + 0,6%	2008-2018	trade
21	DEOS	DEO1	28 Sep 2005	5,825,900 EUR	6% p.a.	2004-2014	the construction and maintenance of safe homes
22	DROGA KOLINSKA	DRK1	1 Jul 2008	30,000,000 EUR	5,50% p.a.	2007-2010	
23	FACTOR BANKA	FB14	7 Mar 2007	12,160,000 EUR	4,0% p.a.	2006-2012	banking
24	FACTOR BANKA	FB15	4 May 2007	9,000,000 EUR	6m EURIBOR + 1,05% p.a.	2006-2012	banking
25	FACTOR BANKA	FB16	19 Mar 2008	5,000,000 EUR	5,75% p.a.	2007-openend	banking
26	FACTOR BANKA	FB17	2 Oct 2007	25,000,000 EUR	6m EURIBOR + 60 b.p.	2007-2011	banking
27	FACTOR BANKA	FB19	19 Mar 2008	12,155,000 EUR	6m EURIBOR + 95 b.p.	2007-2010	banking
28	FACTOR BANKA	FB09	10 May 2005	5,927,000 EUR	4,8% p.a.	2004-2014	banking
29	FACTOR BANKA	FB11	25 Oct 2005	13,000,000 EUR	1.5% + 6 month EURIBOR	2005-2020	banking
30	FACTOR BANKA	FB12	7 Mar 2006	10,425,000 EUR	3,75% p.a.	2005-2010	banking
31	FACTOR BANKA	FB20	12 Jun 2008	13,090,000 EUR	6m EURIBOR + 160 b.p.	2008-2013	banking
32	FACTOR BANKA	FB21	12 Sep 2008	7,338,000 EUR	6m EURIBOR + 160 b.p.	2008-2013	banking
33	FMR	FMR1	5 May 2005	5,000,000 EUR	4,6 % p.a.	2004-2009	holding companies management
34	KB1909	KBG1	10 Oct 2007	10,000,000 EUR	6m EURIBOR + 125 b.p.	2006-2011	financial services and holding companies management
35	KD HOLDING	KDH1	16 Dec 2005	40,000,000 EUR	5,45% p.a.	2005-2015	holding companies management
36	KD HOLDING	KDH2	7 Apr 2006	40,000,000 EUR	4,85% p.a.	205-2015	holding companies management
37	NOVA KBM	KBM7	30 Jun 2005	29,210,300 EUR	4,1% p.a.	2004-2011	banking
38	NOVA KBM	KBM8	30 Jun 2005	29,210,300 EUR	3,9% p.a.	2005-2010	banking
39	NOVA LJUBLJANSKA BANKA	BDM1	19 Sep 2008	12,500,000 EUR	6m EURIBOR + 140 b.p.	2008-2013	banking
40	NOVA LJUBLJANSKA BANKA	NLB15	16 Oct 2006	54,717,569 EUR	4,8% p.a.	2004-2012	banking
41	NOVA LJUBLJANSKA BANKA	NLB11	18 Jun 2003	26,326,000 EUR	5,1% p.a.	2002-2009	banking
42	NOVA LJUBLJANSKA BANKA	NLB13	14 Nov 2003	48,962,722 EUR	7% p.a.	2003-2013	banking
43	NOVA LJUBLJANSKA BANKA	NLB16	30 Jun 2005	32,363,761 EUR	4,0% p.a.	2004-2009	banking
44	NOVA LJUBLJANSKA BANKA	NLB17	30 Jun 2005	42,435,889 EUR	3,85% p.a.	2005-2011	banking
45	NOVA LJUBLJANSKA BANKA	NLB18	29 Dec 2005	62,593,500 EUR	4,15% p.a.	2005-2015	banking
46	NOVA LJUBLJANSKA BANKA	NLB19	29 Dec 2005	41,729,000 EUR	4,0% p.a.	2005-2016	banking
47	NOVA LJUBLJANSKA BANKA	NLB20	25 Aug 2006	23,827,259 EUR	3,75% p.a. first 3 years, then 6m EURIBOR + 30 b.p.	2006-2013	banking
48	NOVA LJUBLJANSKA BANKA	NLB21	27 Dec 2006	29,001,655 EUR	4,0% p.a.	2006-2009	banking
49	NOVA LJUBLJANSKA BANKA	NLB22	11 Jan 2007	29,894,000 EUR	6m EURIBOR + 25 b.p.	2006-2011	banking
50	NOVA LJUBLJANSKA BANKA	NLB23	28 Nov 2007	54,200,000 EUR	3m EURIBOR + 20 b.p.	2007-2012	banking
51	POSLOVNI SISTEM MERCATOR	MEO1	16 Oct 2006	36,540,000 EUR	4,8% p.a.	2004-2011	commerce industry, agriculture
52	POŠTNA BANKA SLOVENIJE	PBS6	16 Oct 2006	4,172,900 EUR	4,4% p.a.	2004-2012	banking
53	POSTNA BANKA SLOVENIJE	PBS7	16 Oct 2006	16,691,600 EUR	4,7% p.a.	2004-2011	banking
54	POTEZA GROUP	PSN1	8 Dec 2008	15,415,000 EUR	7,5% p.a.	2008-2011	holding companies management
55	POTEZA NALOŽBE	PNO1	29 Sep 2004	10,000,000 EUR	5,25% p.a. 3m EURIBOR +1,5% (2,7 after 10 years)	2003-2011	enterprise and business counseling
56	PROBANKA, MARIBOR	PRB9	16 Apr 2008	25,000,000 EUR		2007-openend	banking
57	PROBANKA, MARIBOR	PRB7	16 Oct 2006	12,000,000 EUR	5,2% p.a.	2004-2010	banking
58	PROBANKA, MARIBOR	PRB8	16 Mar 2007	9,200,000 EUR	3,9% p.a.	2006-2012	banking
59	PROBANKA, MARIBOR	PRB10	30 Dec 2008	30,000,000 EUR	6,1% p.a.	2008-2015	banking

60	SIP, STROJNA INDUSTRIJA SLOVENSKA IZVOZNA IN RAZVOJNA	SIPBE	19 June 2000	1,763,985 EUR	6% p.a.	1999-2009	manufacturing farm equipment
61	BANKA	SI01	24 Dec 2008	500,000,000 EUR	6m EURIBOR + 100 b.p.	2008-2011	banking
62	STANOVANJSKI SKLAD RS	SSR1E	4 Jul 1996	3,628,440 EUR	6% p.a.	1995-2010	national mortgage agency
63	STANOVANJSKI SKLAD RS	SSR3	16 Oct 2006	8,345,800 EUR	TOM + 6.10% p.a.	2001-2011	national mortgage agency

INSURANCE

	Issuer	Trading code	First trading day	Nominal value of issue traded	Coupon interest rate	Maturity	Sector
1	ZAVAROVALNICA TRIGLAV	ZT01	2 Jun 2004	30,000,000 EUR	5.125% p.a.	2003-2013	insurance

MUNICIPAL and GOVERNMENT BONDS

	Issuer	Trading code	First trading day	Nominal value of issue traded	Coupon interest rate	Maturity	Sector
1	REPUBLIC OF SLOVENIA	RS18	15 May 2000	45,016,600 EUR	6% p.a.	2000-2010	government bond
2	REPUBLIC OF SLOVENIA	RS21	18 Nov 2002	56,305,371 EUR	1% p.a. + TOM *	2001-2015	government bond
3	REPUBLIC OF SLOVENIA	RS23	20 Feb 2001	40,000,000 EUR	6% p.a.	2001-2011	government bond
4	REPUBLIC OF SLOVENIA	RS26	14 June 2001	49,976,500 EUR	5.375% p.a.	2001-2011	government bond
5	REPUBLIC OF SLOVENIA	RS29	25 Jan 2002	55,000,000 EUR	5.375% p.a.	2002-2012	government bond
6	REPUBLIC OF SLOVENIA	RS32	25 Jan 2002	23,865,500 EUR	5.375% p.a.	2002-2012	government bond
7	REPUBLIC OF SLOVENIA	RS33	9 Apr 2002	127,166,004 EUR	8% p.a.	2002-2022	government bond
8	REPUBLIC OF SLOVENIA	RS38	30 Apr 2002	68,847,000 EUR	5.63% p.a.	2002-2017	government bond
9	REPUBLIC OF SLOVENIA	RS44	29 Nov 2002	4,443,536 EUR	6.65% p.a.	2002-2012	government bond
10	REPUBLIC OF SLOVENIA	RS48	10 Dec 2002	56,465,200 EUR	4.75% p.a.	2002-2012	government bond
11	REPUBLIC OF SLOVENIA	RS49	22 Jan 2003	29,632,020 EUR	4.75% p.a.	2003-2022	government bond
12	REPUBLIC OF SLOVENIA	RS50	11 Mar 2003	48,527,000 EUR	4.50% p.a.	2003-2013	government bond
13	REPUBLIC OF SLOVENIA	RS53	17 Apr 2003	79,290,900 EUR	4.875% p.a.	2003-2018	government bond
14	REPUBLIC OF SLOVENIA	RS54	29 Oct 2003	76,295,376 EUR	5.75% p.a.	2003-2013	government bond
15	REPUBLIC OF SLOVENIA	RS57	29 Mar 2004	259,697,224 EUR	4.875% p.a.	2004-2014	government bond
16	REPUBLIC OF SLOVENIA	RS59	2 Feb 2005	1,066,332,031 EUR	4% p.a.	2005-2016	government bond
17	REPUBLIC OF SLOVENIA	RS60	14 Apr 2005	368,623,416 EUR	3.5 % p.a.	2005-2010	government bond
18	REPUBLIC OF SLOVENIA	RS61	24 Jan 2006	328,861,569 EUR	3.25 % p.a.	2006-2011	government bond
19	REPUBLIC OF SLOVENIA	RS62	24 Jan 2006	390,540,053 EUR	3.5 % p.a.	2005-2017	government bond
20	REPUBLIC OF SLOVENIA	RS63	11 Feb 2008	1,000,000,000 EUR	4.375 % p.a.	2008-2019	government bond
21	REPUBLIC OF SLOVENIA	RS64	6 Feb 2009	1,000,000,000 EUR	4.25% p.a.	2009-2012	government bond
22	REPUBLIC OF SLOVENIA	RS65	3 Apr 2009	1,500,000,000 EUR	4,375% p.a.	2009-2014	government bond
23	SLOVENSKA ODŠKODNINSKA DRUŽBA	SOS2E	7 Apr 1997	801,432,277 EUR	6 % p.a.	1996-2016	meeting commitments deriving from denationalisation process

* TOM (abbreviation for: "temeljna obrestna mera" - base interest rate) - indexation factor, calculated as twelve month average of monthly consumer price index

F3) FUND MARKET

PLUS MARKET

	Open-end fund	Trading code	First trading day	Value of first trade	Number of coupons traded	Isin code	Type
1	PB Biotech Index	PBDBI	23 Jun 2008	0.963	264,062	SI 002140092 2	mutual fund / ETF
2	PB Uranium Index	PBDUI	23 Jun 2008	0.98	552,106	SI 002140093 0	mutual fund / ETF

GENERAL MARKET

	Open-end fund	Trading code	First trading day	Value of first trade	Number of coupons traded	Isin code	Type
1	Infond Global	INDGL	10 Oct 2008	10.09	6,363,811	SI 002140112 8	mutual fund
2	Infond Dynamic	INDDY	24 Oct 2008	3.90	5,063,343	SI 002140113 6	mutual fund
3	MP-BALKAN.SI	MPBL	24 Nov 2006	62.36	367,098	SI 002140002 1	mutual fund
4	MP-EUROSTOCK.SI	MPEU	16 Jun 2006	5.47	1,052,112	SI 002140001 3	mutual fund / ETF
5	Probanka globalni naložbeni sklad	PBGS	24 Nov 2006	0.710	68,634,570	SI 002140003 9	mutual fund

F4) CLOSED-END FUND MARKET

	Issuer	Trading code	First trading day	Nominal value of shares traded	Number of shares traded	Isin code	Sector
1	KD ID	KDIR	9 Feb 2001	no par value	9,181,542	SI 002111341 8	investment fund
2	KRONA SENIOR ID	SNOG	8 Dec 1998	no par value	6,895,504	SI 002110590 1	investment fund
3	NFD 1 DELNIŠKI INVESTICIJSKI SKLAD	NFIN	26 Oct 1998	no par value	160,580,300	SI 002110600 8	investment fund
4	ZVON ENA ID	ZVIR	24 Nov 2003	no par value	2,277,577	SI 002111178 4	investment fund