



## MONTHLY STATISTICS LJUBLJANA STOCK EXCHANGE JUNE AND FIRST HALF-YEAR 2010 Year XVI., No. 06/10

### TURNOVER

June 2010                      First half year 2010

Market	June 2010			First half year 2010		
	Turnover in 000 EUR	Volume in pieces	Number of trades	Turnover in 000 EUR	Volume in pieces	Number of trades
Shares	28,453	960,036	7,508	187,966	7,670,282	50,504
Prime Market	24,446	552,779	4,583	148,890	3,319,904	31,965
Standard Market	2,805	117,815	1,000	30,977	1,833,774	6,300
Entry Market	1,202	289,442	1,925	8,099	2,516,604	12,239
Bonds	12,922	856,971	329	64,945	1,723,240	2,291
Investment coupons	688	600,081	520	3,508	2,385,549	3,298
Plus Market	5	6,630	3	39	58,918	25
General Market	683	593,451	517	3,469	2,326,631	3,273
Closed-end Funds Shares	877	512,168	708	8,314	3,617,080	5,535
Short-term securities	0	0	0	0	0	0
<b>Total</b>	<b>42,940</b>	<b>2,929,256</b>	<b>9,065</b>	<b>264,733</b>	<b>15,396,151</b>	<b>61,628</b>

### MARKET SIZE

Market	Market capitalisation (in EURm)	Number of securities	Number of issuers
Shares	7,541	78	76
Prime Market	4,875	8	8
Standard Market	1,810	17	17
Entry Market	856	53	51
Bonds	13,111	87	22
Investment coupons	117	6	4
Plus Market	1	2	1
General Market	117	4	3
Closed-end Funds Shares	251	4	4
<b>Total</b>	<b>21,021</b>	<b>175</b>	<b>97</b>

### MONTHLY TURNOVER BY MARKETS IN 000 EUR - SHARES

	Regulated market			Off-market trades*
	Normal trades	Block Trades		
Jun-09	42,321	2,485	263,377	
Jul-09	23,357	0	32,772	
aug.09	24,777	292,406	100,443	
Sep-09	36,556	13,199	245,777	
oct.09	48,245	5,990	234,730	
Nov-09	23,052	811	104,223	
Dec-09	36,279	3,314	122,027	
Jan-10	20,837	7,087	22,204	
Feb-10	17,263	12,625	28,333	
Mar-10	37,092	7,485	32,033	
Apr-10	22,081	5,734	71,426	
may 10	26,829	2,479	46,889	
Jun-10	22,408	6,046	68,151	

\* appreciation of off-market transactions with listed securities based on volume of off-market transaction and their monthly average prices.

### PRIME MARKET SHARES

June 2010                      First half year 2010

Company	June 2010		First half year 2010		Market capitalisation (in EURm)
	Turnover in 000 EUR	Number of trades	Turnover in 000 EUR	Number of trades	
GORENJE	1,787	469	8,039	2,187	179
INTEREUROPA	76	101	1,079	1,066	32
KRKA	14,647	2,388	92,576	17,590	2,321
LUKA KOPER	306	226	2,812	1,569	254
MERCATOR	4,088	277	16,270	1,863	596
NOVA KREDITNA BANKA MARIBOR	1,325	448	9,015	3,217	291
PETROL	1,423	371	9,756	2,070	559
TELEKOM SLOVENIJE	794	303	9,342	2,403	645
<b>Total</b>	<b>24,446</b>	<b>4,583</b>	<b>148,890</b>	<b>31,965</b>	<b>4,875</b>

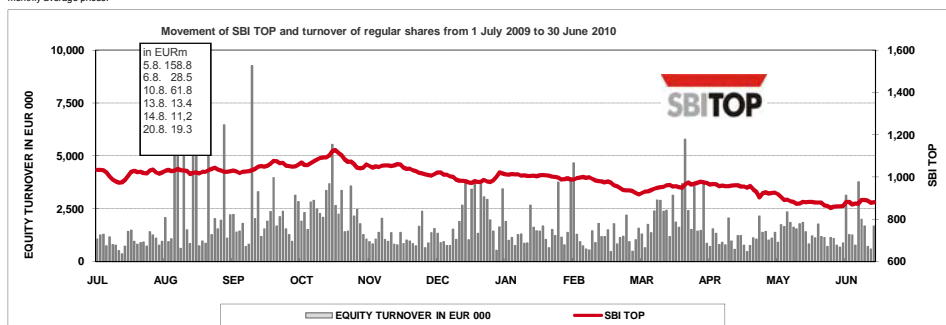
### MONTHLY TURNOVER BY MARKETS IN 000 EUR - OTHER SECURITIES

	Regulated market			Off-market trades*
	Normal trades	Block Trades		
Jun-09	11,973	6,291	180,208	
Jul-09	8,934	404	159,862	
aug.09	6,660	1,450	98,979	
Sep-09	15,303	5,910	182,701	
oct.09	18,460	50,857	247,663	
Nov-09	11,606	9,369	74,317	
Dec-09	10,573	5,971	713,826	
Jan-10	9,860	1,357	1,610,682	
Feb-10	5,566	4,801	658,748	
Mar-10	6,736	14,715	1,969,310	
Apr-10	7,790	1,355	711,245	
may 10	9,679	422	812,690	
Jun-10	4,913	9,575	932,145	

\* appreciation of off-market transactions with listed securities based on volume of off-market transaction and their monthly average prices.

### INDICES

Indeks	Monthly return (30 Jun 2010 / 31 May 2010)	Annual return (30 Jun 2010 / 30 Jun 2009)	Return in Year (30 Jun 2010 / 31 Dec 2009)
Slovene Blue-Chip Index (SBI TOP)	-0.30%	-15.53%	-10.45%
LJSE Composite (LJSEX)	-0.68%	-16.70%	-12.93%





#### ISSUER

Ljubljana Stock Exchange Inc.  
Slovenska 56  
1000 Ljubljana

#### INFORMATION

Elektronska pošta:	<a href="mailto:info@ljse.si">info@ljse.si</a>
Phone:	+386 1 47-10-211 +386 1 47-10-205
Contact persons:	Nataša Žabkar, Hermina Pantner
E-mail:	<a href="mailto:natasa.zabkar@ljse.si">natasa.zabkar@ljse.si</a> <a href="mailto:hermina.pantner@ljse.si">hermina.pantner@ljse.si</a>

#### STATISTICS ON WEB:

<http://www.ljse.si/cgi-bin/ljse.cgi?doc=1989>



---

---

# INDEX

---

	<b>Page</b>
<b>A) STOCK EXCHANGE INDICES</b>	<b>1</b>
A1) Values, yields and movements of Stock Exchange Indices	1
A2) Index compositions	3
<b>B) NUMBER OF ISSUERS, TRADED SECURITIES AND MEMBERS</b>	<b>4</b>
<b>C) TURNOVER</b>	<b>5</b>
C1) Monthly turnover by securities	5
C2) Semi-annual turnover by securities	10
C3) Most monthly traded securities	15
C4) Most semi-annual traded securities	16
C5) Monthly turnover by LJSE members	17
C6) Semi-annual turnover by LJSE members	19
C7) Historical series	21
<b>D) MARKET CAPITALISATION</b>	<b>24</b>
D1) Market capitalisation of shares	25
D2) Market capitalisation of bonds	26
D3) Market capitalisation of investment funds	28
<b>E) OTHER</b>	<b>29</b>
E1) Indicators (Prime and Standard Market)	29
E2) Record values	30
E3) New listed securities, delistings and changes	31
<b>F) LIST OF SECURITIES</b>	<b>32</b>
F1) Shares	32
F2) Bonds	34
F3) Funds	36

## A) STOCK EXCHANGE INDICES

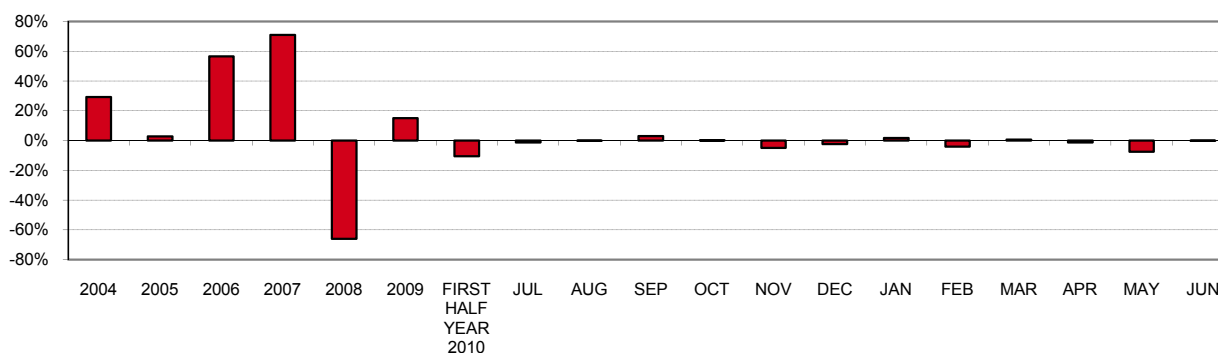
### SBI TOP - SLOVENE BLUE-CHIP INDEX

Year	Max	Date	Min	Date	Close	Nominal return
2003	730.49	4 Dec 2003	534.14	8 Jul 2003	707.94	n.a.
2004	946.60	25 Nov 2004	706.53	5 Jan 2004	915.40	29.30%
2005	960.74	8 Dec 2005	817.33	1 Jul 2005	941.02	2.80%
2006	1,506.88	18 Dec 2006	940.16	3 Jan 2006	1,473.33	56.57%
2007	2,674.69	31 Aug 2007	1,501.26	3 Jan 2007	2,518.92	70.97%
2008	2,520.56	4 Jan 2008	801.65	23 Dec 2008	854.26	-66.09%
2009	1,127.23	12 Jun 2009	807.93	10 Mar 2009	982.67	15.03%
first half-year 2010	1,020.62	5 Jan 2010	853.31	9 Jun 2010	880.02	-10.45%
Year 2010	Max	Date	Min	Date	Close	Nominal return
January	1,020.62	5 Jan 2010	999.65	4 Jan 2010	999.76	1.74%
February	1,000.82	12 Feb 2010	960.01	26 Feb 2010	960.01	-3.98%
March	965.95	31 Mar 2010	916.45	10 Mar 2010	965.95	0.62%
April	976.91	9 Apr 2010	954.01	30 Apr 2010	954.01	-1.24%
May	958.35	4 May 2010	872.88	25 May 2010	882.66	-7.48%
June	891.54	24 Jun 2010	853.31	9 Jun 2010	880.02	-0.30%

SBI TOP INDEX FROM 1 JULY 2009 TO 30 JUNE 2010



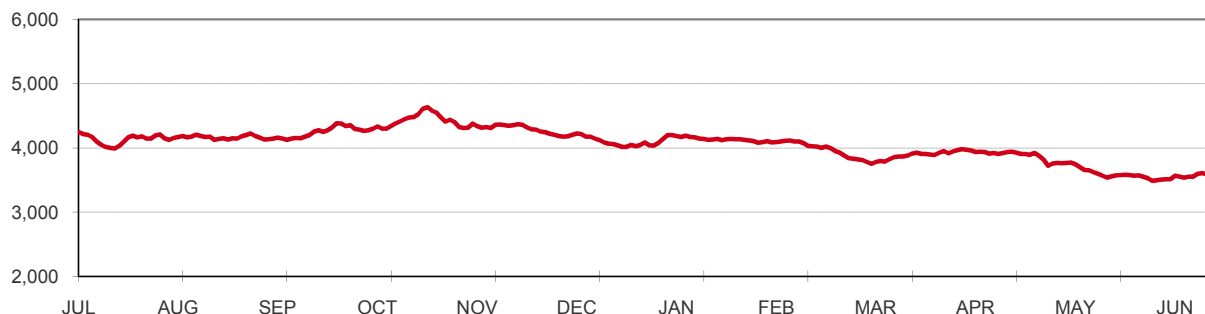
NOMINAL RETURN OF SBI TOP INDEX



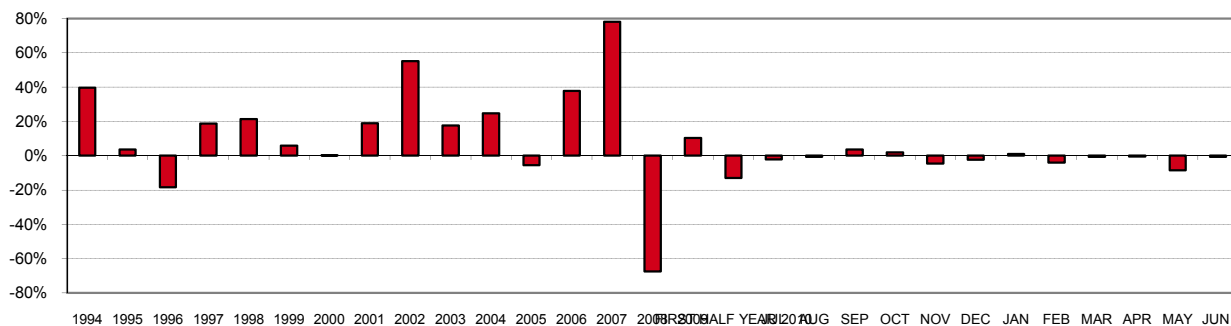
## LJSEX - LJSE COMPOSITE

Year	Max	Date	Min	Date	Close	Nominal return
1994	1,804.00	10 May 1994	1,015.92	6 Jan 1994	1,396.81	39.68%
1995	1,590.17	9 Nov 1995	1,016.99	13 July 1995	1,448.75	3.72%
1996	1,589.18	13 Mar 1996	891.93	10 Sept 1996	1,183.26	-18.33%
1997	1,655.36	10 Feb 1997	1,052.44	8 Jan 1997	1,404.70	18.71%
1998	2,026.47	10 Aug 1998	1,378.49	6 Jan 1998	1,705.77	21.43%
1999	1,981.87	19 Feb 1999	1,679.48	5 Jan 1999	1,806.26	5.89%
2000	1,903.66	24 Jan 2000	1,584.23	25 May 2000	1,807.94	0.09%
2001	2,159.35	19 Dec 2001	1,700.24	25 Apr 2001	2,151.59	19.01%
2002	3,547.64	8 Nov 2002	2,140.80	3 Jan 2002	3,340.20	55.24%
2003	4,034.53	5 Dec 2003	3,067.67	3 Jul 2003	3,931.64	17.71%
2004	4,935.29	15 Nov 2004	3,922.74	5 Jan 2004	4,904.48	24.74%
2005	5,131.61	1 Feb 2005	4,301.58	28 Sep 2005	4,630.10	-5.59%
2006	6,464.80	18 Dec 2006	4,427.22	29 Mar 2006	6,382.92	37.86%
2007	12,242.01	31 Aug 2007	6,551.52	3 Jan 2007	11,369.58	78.13%
2008	11,408.00	4 Jan 2008	3,460.30	23 Dec 2008	3,695.72	-67.49%
2009	4,633.46	12 Jun 2009	3,408.37	10 Mar 2009	4,078.64	10.36%
first half-year 2010	4,201.97	5 Jan 2010	3,486.04	9 Jun 2010	3,551.39	-12.93%
Year 2010	Max	Date	Min	Date	Close	Nominal return
January	4,201.97	6 Jan 2010	4,117.78	29 Jan 2010	4,117.78	0.96%
February	4,114.37	12 Feb 2010	3,953.14	26 Feb 2010	3,953.14	-4.00%
March	3,928.97	24 Mar 2010	3,752.01	10 Mar 2010	3,925.70	-0.69%
April	3,983.60	9 Apr 2010	3,906.37	29 Apr 2010	3,907.75	-0.46%
May	3,919.16	4 May 2010	3,539.40	26 May 2010	3,575.64	-8.50%
June	3,605.74	24 Jun 2010	3,486.04	9 Jun 2010	3,551.39	-0.68%

**LJSEX INDEX FROM 1 JULY 2009 TO 30 JUNE 2010**



**NOMINAL RETURN OF LJSEX INDEX**



## A2) INDEX COMPOSITIONS

### COMPOSITION OF SLOVENE BLUE-CHIP INDEX - SBI TOP ON 30 JUNE 2010

Issuer	Trading code	Adjusted number of shares	Price in EUR	Share	Sector	Market capitalisation (free float) of index on 30 Jun 2010
KRKA	KRKG	6,695,537	65.51	29.63%	pharmaceuticals	438,624,608 EUR
PETROL	PETG	1,251,781	267.80	22.64%	oil and gas	335,226,845 EUR
MERCATOR	MELR	1,882,681	158.39	20.14%	trade	298,197,764 EUR
NOVA KREDITNA BANKA MARIBOR	KBMR	13,040,990	11.15	9.82%	insurance	145,407,033 EUR
ZAVAROVALNICA TRIGLAV	ZVTG	6,820,544	19.65	9.05%	telecommunication	134,023,697 EUR
TELEKOM SLOVENIJE	TLSG	1,307,096	98.67	8.71%	banking	128,971,123 EUR
<b>Market capitalisation of index</b>						<b>1,480,451,070 EUR</b>
<b>Share of market capitalisation of shares in index</b>						<b>19.63%</b>

### COMPOSITION OF LJSE COMPOSITE - LJSEX ON 30 JUNE 2010

Issuer	Trading code	Adjusted number of shares	Price in EUR	Share	Market capitalisation of index on 30 Jun 2010
MERCATOR	MELR	3,727,707	158.39	10.42%	590,431,574 EUR
TELEKOM SLOVENIJE	TLSG	5,751,221	98.67	10.01%	567,472,941 EUR
PETROL	PETG	2,086,301	267.80	9.86%	558,711,408 EUR
KRKA	KRKG	8,502,289	65.51	9.83%	556,983,629 EUR
ZAVAROVALNICA TRIGLAV	ZVTG	22,735,148	19.65	7.86%	446,745,658 EUR
SAVA	SAVA	2,006,987	186.10	6.59%	373,500,281 EUR
ABANKA	ABKN	7,198,874	50.00	6.35%	359,943,700 EUR
NOVA KREDITNA BANKA MARIBOR	KBMR	26,081,979	11.15	5.13%	290,814,066 EUR
LUKA KOPER	LKPG	14,000,000	18.12	4.47%	253,680,000 EUR
GORENJE	GRVG	14,030,000	12.73	3.15%	178,601,900 EUR
PIVOVARNA LAŠKO	PILR	8,611,481	18.80	2.86%	161,895,843 EUR
KD GROUP	KDHR	2,675,640	45.39	2.14%	121,447,300 EUR
HELIOS	HDOG	278,446	350.00	1.72%	97,456,100 EUR
NFD HOLDING	NF2R	33,727,196	2.80	1.67%	94,436,149 EUR
TERME ČATEŽ	TCRG	497,022	180.00	1.58%	89,463,960 EUR
KD	SKDR	186,436	479.50	1.58%	89,396,062 EUR
AKTIVA NALOŽBE	ATPG	18,214,875	4.80	1.54%	87,431,400 EUR
POZAVAROVALNICA SAVA	POSR	9,362,519	8.89	1.47%	83,232,794 EUR
SALUS	SALR	134,980	433.55	1.03%	58,520,579 EUR
AERODROM LJUBLJANA	AELG	1,936,229	25.12	0.86%	48,638,072 EUR
ISKRA AVTOELEKTRIKA	IALG	1,608,313	25.20	0.71%	40,529,488 EUR
CINKARNA CELJE	CICG	814,626	49.00	0.70%	39,916,674 EUR
ISTRABENZ	ITBG	5,180,000	7.60	0.69%	39,368,000 EUR
INTEREUROPA	IEKG	7,902,413	4.00	0.56%	31,609,652 EUR
ZITO	ZTOG	355,792	87.50	0.55%	31,131,800 EUR
ETOL	ETOG	254,619	120.00	0.54%	30,554,280 EUR
NAMA	NALN	953,795	28.00	0.47%	26,706,260 EUR
MAKSIMA INVEST	MKIR	9,706,289	2.49	0.43%	24,168,660 EUR
ZLATA MONETA II	ZM2R	8,232,861	2.89	0.42%	23,792,968 EUR
JUTEKS	JTKG	641,432	35.00	0.40%	22,450,120 EUR
MODRA LINIJA HOLDING	MLHR	2,192,411	7.95	0.31%	17,429,667 EUR
MARINA PORTOROŽ	MAPG	313,932	55.00	0.30%	17,266,260 EUR
FINETOL	FINR	317,898	50.00	0.28%	15,894,900 EUR
DELO PRODAJA	DPRG	593,549	26.00	0.27%	15,432,274 EUR
GRAND HOTEL UNION	GHUG	1,814,613	8.40	0.27%	15,242,749 EUR
MLINOTEST	MAUG	2,389,177	5.24	0.22%	12,519,287 EUR
PLAMA - PUR	POPG	686,798	15.94	0.19%	10,947,560 EUR
MERCATA	MROR	2,891,874	3.70	0.19%	10,699,934 EUR
HRAM HOLDING	STR	4,346,667	2.20	0.17%	9,562,667 EUR
GEA	GSBG	1,254,960	6.90	0.15%	8,659,224 EUR
M1	MR1R	3,932,515	1.81	0.13%	7,117,852 EUR
VIPA HOLDING	VHDR	7,347,565	0.95	0.12%	6,980,187 EUR
TRIGLAV NALOŽBE	TRSG	13,182,366	0.50	0.12%	6,591,183 EUR
ALPETOUR POTOVALNA AGENCIJA	APAG	497,847	12.50	0.11%	6,223,088 EUR
TRDNJAVA HOLDING	TROR	2,593,123	2.35	0.11%	6,093,839 EUR
MP FINANCE	MDUR	75,000	80.00	0.11%	6,000,000 EUR
MELAMIN	MKOG	349,913	16.79	0.10%	5,875,039 EUR
DATALAB TEHNOLOGIJE	DATR	106,519	55.00	0.10%	5,858,545 EUR
SLOVENJALLES	SLLG	273,377	19.05	0.09%	5,207,832 EUR
KOMPAS MTS	MTSG	594,601	8.50	0.09%	5,054,109 EUR
CETIS	CETG	200,000	25.00	0.09%	5,000,000 EUR
MP NALOŽBE	MPLR	400,000	12.00	0.08%	4,800,000 EUR
ZVON ENA HOLDING	ZVHR	12,431,743	0.36	0.08%	4,475,427 EUR
GORIŠKE OPEKARNE	GORG	523,634	8.00	0.07%	4,189,072 EUR
TERME DOBRNA	ZDDG	692,542	6.00	0.07%	4,155,252 EUR
ALPOS	APOG	144,913	27.00	0.07%	3,912,651 EUR
TRDNJAVA I HOLDING	TR1R	891,750	4.00	0.06%	3,567,000 EUR
VELANA	VLJG	1,409,645	2.30	0.06%	3,242,184 EUR
KS NALOŽBE	KSFR	3,909,878	0.76	0.05%	2,971,507 EUR
INTERTRADE ITA	INRG	69,531	40.49	0.05%	2,815,310 EUR
NIKA	NIKN	189,876	14.77	0.05%	2,804,469 EUR
ZVON DVA HOLDING	ZV2R	14,120,934	0.17	0.04%	2,400,559 EUR
KOŠAKI TMI	TKMG	40,374	58.00	0.04%	2,341,692 EUR
ELMO	IELG	708,000	3.00	0.04%	2,124,000 EUR
JAVOR PIVKA	JPIG	1,134,022	1.60	0.03%	1,814,435 EUR
TEKSTINA	TEAG	1,127,293	1.40	0.03%	1,578,210 EUR
INLES	IHPG	712,410	2.20	0.03%	1,567,302 EUR
SIVENT	SING	1,229,712	0.32	0.01%	393,508 EUR
MAKSIMA HOLDING	MAHR	6,399,850	0.06	0.01%	383,991 EUR
ZDRAVILIŠČE ROGAŠKA	RGS	901,581	0.40	0.01%	360,632 EUR
JELEN GOSTINSKO PODJETJE	JESG	67,798	3.34	0.004%	226,445 EUR
CENTER NALOŽBE	IFHR	3,777,004	0.05	0.003%	188,850 EUR
D NALOŽBE	DFNR	90,810	0.41	0.001%	37,232 EUR
<b>Market capitalisation of index</b>					<b>5,669,037,241 EUR</b>
<b>Share of market capitalisation of shares in index</b>					<b>75.18%</b>

## B) NUMBER OF ISSUERS, TRADED SECURITIES AND MEMBERS

	30 Jun 2009	31 Dec 2009	31 May 2010	30 Jun 2010
<b>NUMBER OF ISSUERS</b>	<b>103</b>	<b>98</b>	<b>98</b>	<b>97</b>
Equity market - prime market	8	8	8	8
Equity market - standard market	17	17	17	17
Equity market - entry market	56	51	51	51
Bond market	22	21	22	22
Fund market - plus market	1	1	1	1
Fund market - general market	3	3	3	3
Closed-end fund market	4	4	4	4
Short-term securities	1	1	1	1
	30 Jun 2009	31 Dec 2009	31 May 2010	30 Jun 2010
<b>NUMBER OF SECURITIES</b>	<b>179</b>	<b>174</b>	<b>173</b>	<b>175</b>
Equity market - prime market	8	8	8	8
Equity market - standard market	17	17	17	17
Equity market - entry market	57	53	53	53
Bond market	86	85	85	87
Fund market - plus market	2	2	2	2
Fund market - general market	5	5	4	4
Closed-end fund market	4	4	4	4
Short-term securities	7	2	1	1
	30 Jun 2009	31 Dec 2009	31 May 2010	30 Jun 2010
<b>NUMBER OF MEMBERS</b>	<b>23</b>	<b>25</b>	<b>23</b>	<b>23</b>

## C1) TURNOVER BY SECURITIES IN JUNE 2010

### EQUITY MARKET - PRIME MARKET

Issue	Stock trades (in EUR)	Normal trades (in EUR)	Block trades (in EUR)	Share in total turnover	Share in turnover of shares	Volume in pieces	Number of bargains
<b>Total</b>	<b>24,445,733</b>	<b>19,026,661</b>	<b>5,419,072</b>	<b>56.93%</b>	<b>85.92%</b>	<b>552,779</b>	<b>4,583</b>
1 KRKA	14,647,152	12,231,951	2,415,202	34.11%	51.48%	219,578	2,388
2 MERCATOR	4,087,955	1,514,955	2,573,000	9.52%	14.37%	26,511	277
3 GORENJE	1,786,855	1,486,855	300,000	4.16%	6.28%	142,873	469
4 PETROL	1,422,641	1,422,641	0	3.31%	5.00%	5,468	371
5 NOVA KREDITNA BANKA MARIBOR	1,325,093	1,194,223	130,870	3.09%	4.66%	114,355	448
6 TELEKOM SLOVENIJE	793,598	793,598	0	1.85%	2.79%	8,066	303
7 LUKA KOPER	306,005	306,005	0	0.71%	1.08%	16,440	226
8 INTEREUROPA	76,434	76,434	0	0.18%	0.27%	19,488	101

### EQUITY MARKET - STANDARD MARKET

Issue	Stock trades (in EUR)	Normal trades (in EUR)	Block trades (in EUR)	Share in total turnover	Share in turnover of shares	Volume in pieces	Number of bargains
<b>Total</b>	<b>2,805,474</b>	<b>2,400,174</b>	<b>405,300</b>	<b>6.53%</b>	<b>9.86%</b>	<b>117,815</b>	<b>1,000</b>
<b>Common shares</b>	<b>2,799,264</b>	<b>2,393,964</b>	<b>405,300</b>	<b>6.52%</b>	<b>9.84%</b>	<b>117,585</b>	<b>998</b>
1 ZAVAROVALNICA TRIGLAV	1,529,805	1,124,505	405,300	3.56%	5.38%	78,460	273
2 SAVA	423,611	423,611	0	0.99%	1.49%	2,297	189
3 SALLUS	261,405	261,405	0	0.61%	0.92%	613	51
4 AERODROM LJUBLJANA	233,034	233,034	0	0.54%	0.82%	9,194	179
5 POZAVAROVALNICA SAVA	160,306	160,306	0	0.37%	0.56%	17,964	87
6 PIVOVARNA LAŠKO	107,899	107,899	0	0.25%	0.38%	5,555	100
7 ABANKA	19,921	19,921	0	0.05%	0.07%	387	9
8 ŽITO	18,187	18,187	0	0.04%	0.06%	209	36
9 ISTRABENZ	12,729	12,729	0	0.03%	0.04%	1,708	55
10 ETOL	11,900	11,900	0	0.03%	0.04%	101	7
11 TERME ČATEŽ	8,637	8,637	0	0.02%	0.03%	48	6
12 DELO PRODAJA	7,948	7,948	0	0.02%	0.03%	308	3
13 MLINOTEST	3,883	3,883	0	0.01%	0.01%	741	3
14 ISKRA AVTOELEKTRIKA	0	0	0	0.00%	0.00%	0	0
15 KOMPAS MTS	0	0	0	0.00%	0.00%	0	0
16 NIKA	0	0	0	0.00%	0.00%	0	0
<b>Preferred shares</b>	<b>6,210</b>	<b>6,210</b>	<b>0</b>	<b>0.01%</b>	<b>0.02%</b>	<b>230</b>	<b>2</b>
1 PROBANKA	6,210	6,210	0	0.01%	0.02%	230	2



## EQUITY MARKET - ENTRY MARKET

Issue	Stock trades (in EUR)	Normal trades (in EUR)	Block trades (in EUR)	Share in total turnover	Share in turnover of shares	Volume in pieces	Number of bargains
<b>Total</b>	<b>1,202,021</b>	<b>980,709</b>	<b>221,312</b>	<b>2.80%</b>	<b>4.22%</b>	<b>289,442</b>	<b>1,925</b>
<b>Common shares</b>	<b>1,191,142</b>	<b>969,830</b>	<b>221,312</b>	<b>2.77%</b>	<b>4.19%</b>	<b>288,490</b>	<b>1,859</b>
1 KOŠAKI TMI	245,208	23,896	221,312	0.57%	0.86%	3,324	3
2 NFD HOLDING	239,833	239,833	0	0.56%	0.84%	79,564	474
3 KD GROUP	136,392	136,392	0	0.32%	0.48%	3,026	226
4 AGROGORICA	109,865	109,865	0	0.26%	0.39%	12,597	23
5 ZLATA MONETA II	70,873	70,873	0	0.17%	0.25%	24,481	200
6 HELIOS	66,516	66,516	0	0.15%	0.23%	192	15
7 AKTIVA NALOŽBE	66,090	66,090	0	0.15%	0.23%	13,791	140
8 PLAMA - PUR	55,820	55,820	0	0.13%	0.20%	3,634	23
9 MAKSIMA INVEST	44,092	44,092	0	0.10%	0.15%	19,328	81
10 MERCATA	32,896	32,896	0	0.08%	0.12%	8,136	80
11 MODRA LINJA HOLDING	20,714	20,714	0	0.05%	0.07%	2,747	55
12 JUTEKS	19,472	19,472	0	0.05%	0.07%	549	12
13 HRAM HOLDING	16,768	16,768	0	0.04%	0.06%	7,698	56
14 M1	12,145	12,145	0	0.03%	0.04%	6,710	74
15 ZVON DVA HOLDING	11,800	11,800	0	0.03%	0.04%	73,169	100
16 FINETOL	10,243	10,243	0	0.02%	0.04%	201	16
17 KS NALOŽBE	5,926	5,926	0	0.01%	0.02%	5,071	11
18 GEA	5,256	5,256	0	0.01%	0.02%	763	4
19 ALPETOUR POTOVALNA AGENCIJA	4,580	4,580	0	0.01%	0.02%	348	10
20 TRIGLAV NALOŽBE	2,880	2,880	0	0.01%	0.01%	5,527	54
21 ZVON ENA HOLDING	2,754	2,754	0	0.01%	0.01%	7,927	66
22 CINKARNA CELJE	1,960	1,960	0	0.00%	0.01%	40	3
23 CETIS	1,950	1,950	0	0.00%	0.01%	78	7
24 JAVOR PIVKA	1,676	1,676	0	0.00%	0.01%	997	7
25 SLOVENIJALES	1,210	1,210	0	0.00%	0.00%	77	10
26 NAMA	924	924	0	0.00%	0.00%	33	1
27 VIPA HOLDING	852	852	0	0.00%	0.00%	914	8
28 MARINA PORTOROŽ	665	665	0	0.00%	0.00%	12	3
29 GRAND HOTEL UNION	554	554	0	0.00%	0.00%	66	2
30 VELANA	397	397	0	0.00%	0.00%	181	2
31 CENTER NALOŽBE	351	351	0	0.00%	0.00%	3,958	39
32 MAKSIMA HOLDING	215	215	0	0.00%	0.00%	2,789	36
33 SIVENT	134	134	0	0.00%	0.00%	284	13
34 ZDRAVILIŠČE ROGAŠKA	100	100	0	0.00%	0.00%	250	1
35 TERME DOBRNA	18	18	0	0.00%	0.00%	3	1
36 D NALOŽBE	10	10	0	0.00%	0.00%	24	2
37 ELMO	3	3	0	0.00%	0.00%	1	1
38 ALPOS	0	0	0	0.00%	0.00%	0	0
39 DATALAB TEHNOLOGIJE	0	0	0	0.00%	0.00%	0	0
40 INLES	0	0	0	0.00%	0.00%	0	0
41 INTERTRADE ITA	0	0	0	0.00%	0.00%	0	0
42 JELEN GOSTINSKO PODJETJE	0	0	0	0.00%	0.00%	0	0
43 MP FINANCE	0	0	0	0.00%	0.00%	0	0
44 MELAMIN	0	0	0	0.00%	0.00%	0	0
45 MP NALOŽBE	0	0	0	0.00%	0.00%	0	0
46 KD	0	0	0	0.00%	0.00%	0	0
47 TEKSTINA	0	0	0	0.00%	0.00%	0	0
48 TRDNJAVA HOLDING	0	0	0	0.00%	0.00%	0	0
49 TRDNJAVA I HOLDING	0	0	0	0.00%	0.00%	0	0
<b>Preferred shares</b>	<b>10,879</b>	<b>10,879</b>	<b>0</b>	<b>0.03%</b>	<b>0.04%</b>	<b>952</b>	<b>66</b>
1 KD GROUP	10,528	10,528	0	0.02%	0.04%	702	61
2 PRVA GROUP	0	0	0	0.00%	0.00%	0	0
3 ZDRAVILIŠČE ROGAŠKA	351	351	0	0.00%	0.00%	250	5

**BOND MARKET**

Issue	Stock trades (in EUR)	Normal trades (in EUR)	Block trades (in EUR)	Share in total turnover	Share in turnover of bonds	Volume in pieces	Number of bargains
Skupaj	12,921,733	3,347,222	9,574,510	30.09%	100.00%	856,971	329
1 DELO PRODAJA 1 <sup>st</sup> ISSUE	3,530,219	119	3,530,100	8.22%	27.32%	706,040	4
2 SLOVENSKA ODŠKODNINSKA DRUŽBA 2 <sup>nd</sup> ISSUE	3,523,439	2,253,343	1,270,096	8.21%	27.27%	93,465	212
3 REPUBLIKA SLOVENIJA 59 <sup>th</sup> ISSUE	1,969,189	0	1,969,189	4.59%	15.24%	45,200	1
4 PETROL 1 <sup>st</sup> ISSUE	1,717,085	45,085	1,672,000	4.00%	13.29%	1,561	8
5 NLB 17 <sup>th</sup> ISSUE	783,191	69,233	713,958	1.82%	6.06%	1,860	5
6 NOVA KBM 7 <sup>th</sup> ISSUE	419,168	0	419,168	0.98%	3.24%	1,000	1
7 NOVA KBM 9 <sup>th</sup> ISSUE	362,250	362,250	0	0.84%	2.80%	357	8
8 PROBANKA 9 <sup>th</sup> ZDAJA	170,000	170,000	0	0.40%	1.32%	2,000	1
9 ABANKA VIPA 12 <sup>th</sup> ISSUE	52,496	52,496	0	0.12%	0.41%	1,258	5
10 POŠTNA BANKA SLOVENIJE 7 <sup>th</sup> ISSUE	50,492	50,492	0	0.12%	0.39%	121	5
11 REPUBLIKA SLOVENIJA 21 <sup>st</sup> ISSUE	45,513	45,513	0	0.11%	0.35%	2,236	18
12 SAVA 2 <sup>nd</sup> ISSUE	43,610	43,610	0	0.10%	0.34%	43	5
13 ABANKA VIPA 10 <sup>th</sup> ISSUE	32,160	32,160	0	0.07%	0.25%	32	3
14 REPUBLIKA SLOVENIJA 26 <sup>th</sup> ISSUE	28,161	28,161	0	0.07%	0.22%	276	5
15 FACTOR BANKA 21 <sup>st</sup> ISSUE	27,870	27,870	0	0.06%	0.22%	30	3
16 REPUBLIKA SLOVENIJA 32 <sup>nd</sup> ISSUE	24,514	24,514	0	0.06%	0.19%	238	1
17 REPUBLIKA SLOVENIJA 57 <sup>th</sup> ISSUE	24,329	24,329	0	0.06%	0.19%	550	1
18 FACTOR BANKA 20 <sup>th</sup> ISSUE	23,250	23,250	0	0.05%	0.18%	25	3
19 REPUBLIKA SLOVENIJA 53 <sup>rd</sup> ISSUE	14,805	14,805	0	0.03%	0.11%	141	2
20 FACTOR BANKA 9 <sup>th</sup> ISSUE	13,875	13,875	0	0.03%	0.11%	15	8
21 PROBANKA 11 <sup>th</sup> ISSUE	13,000	13,000	0	0.03%	0.10%	13	7
22 NLB 13 <sup>th</sup> ISSUE	11,163	11,163	0	0.03%	0.09%	25	1
23 ABANKA VIPA 9 <sup>th</sup> ISSUE	11,071	11,071	0	0.03%	0.09%	110	5
24 REPUBLIKA SLOVENIJA 50 <sup>th</sup> ISSUE	10,506	10,506	0	0.02%	0.08%	102	2
25 REPUBLIKA SLOVENIJA 54 <sup>th</sup> ISSUE	6,510	6,510	0	0.02%	0.05%	150	3
26 REPUBLIKA SLOVENIJA 29 <sup>th</sup> ISSUE	4,525	4,525	0	0.01%	0.04%	44	2
27 REPUBLIKA SLOVENIJA 38 <sup>th</sup> ISSUE	3,993	3,993	0	0.01%	0.03%	38	4
28 POTEZA SKUPINA 1 <sup>st</sup> ISSUE	2,880	2,880	0	0.01%	0.02%	3	2
29 REPUBLIKA SLOVENIJA 44 <sup>th</sup> ISSUE	1,227	1,227	0	0.00%	0.01%	28	1
30 BANKA CELJE 12 <sup>th</sup> ISSUE	1,020	1,020	0	0.00%	0.01%	1	1
31 REPUBLIKA SLOVENIJA 62 <sup>nd</sup> ISSUE	162	162	0	0.00%	0.00%	4	1
32 BANKA VIPA 7 <sup>th</sup> ISSUE	61	61	0	0.00%	0.00%	5	1
33 ABANKA VIPA 8 <sup>th</sup> ISSUE	0	0	0	0.00%	0.00%	0	0
34 ABANKA VIPA 11 <sup>th</sup> ISSUE	0	0	0	0.00%	0.00%	0	0
35 BANKA CELJE 15 <sup>th</sup> ISSUE	0	0	0	0.00%	0.00%	0	0
36 BANKA CELJE 11 <sup>th</sup> ISSUE	0	0	0	0.00%	0.00%	0	0
37 BANKA CELJE 8 <sup>th</sup> ISSUE	0	0	0	0.00%	0.00%	0	0
38 BANKA DOMŽALE 1 <sup>st</sup> ISSUE	0	0	0	0.00%	0.00%	0	0
39 BANKA ZASAVJE 3 <sup>rd</sup> ISSUE	0	0	0	0.00%	0.00%	0	0
40 CIMOS 1 <sup>st</sup> ISSUE	0	0	0	0.00%	0.00%	0	0
41 DEOS 1 <sup>st</sup> ISSUE	0	0	0	0.00%	0.00%	0	0
42 DARS	0	0	0	0.00%	0.00%	0	0
43 DARS 3 <sup>rd</sup> ISSUE	0	0	0	0.00%	0.00%	0	0
44 FACTOR BANKA 11 <sup>th</sup> ISSUE	0	0	0	0.00%	0.00%	0	0
45 FACTOR BANKA 12 <sup>th</sup> ISSUE	0	0	0	0.00%	0.00%	0	0
46 FACTOR BANKA 14 <sup>th</sup> ISSUE	0	0	0	0.00%	0.00%	0	0
47 FACTOR BANKA 15 <sup>th</sup> ISSUE	0	0	0	0.00%	0.00%	0	0
48 FACTOR BANKA 16 <sup>th</sup> ISSUE	0	0	0	0.00%	0.00%	0	0
49 FACTOR BANKA 19 <sup>th</sup> ISSUE	0	0	0	0.00%	0.00%	0	0
50 KB1909 1 <sup>st</sup> ISSUE	0	0	0	0.00%	0.00%	0	0
51 KD HOLDING 1 <sup>st</sup> ISSUE	0	0	0	0.00%	0.00%	0	0
52 KD HOLDING 2 <sup>nd</sup> ISSUE	0	0	0	0.00%	0.00%	0	0
53 POSLOVNI SISTEM MERCATOR	0	0	0	0.00%	0.00%	0	0
54 NLB 15 <sup>th</sup> ISSUE	0	0	0	0.00%	0.00%	0	0
55 NLB 18 <sup>th</sup> ISSUE	0	0	0	0.00%	0.00%	0	0
56 NLB 19 <sup>th</sup> ISSUE	0	0	0	0.00%	0.00%	0	0
57 NLB 22 <sup>nd</sup> ISSUE	0	0	0	0.00%	0.00%	0	0
58 POŠTNA BANKA SLOVENIJE 6 <sup>th</sup> ISSUE	0	0	0	0.00%	0.00%	0	0
59 POTEZA NALOŽBE	0	0	0	0.00%	0.00%	0	0
60 PROBANKA 10 <sup>th</sup> ISSUE	0	0	0	0.00%	0.00%	0	0
61 PROBANKA 7 <sup>th</sup> ISSUE	0	0	0	0.00%	0.00%	0	0
62 PROBANKA 8 <sup>th</sup> ISSUE	0	0	0	0.00%	0.00%	0	0
63 REPUBLIKA SLOVENIJA 23 <sup>rd</sup> ISSUE	0	0	0	0.00%	0.00%	0	0
64 REPUBLIKA SLOVENIJA 33 <sup>rd</sup> ISSUE	0	0	0	0.00%	0.00%	0	0
65 REPUBLIKA SLOVENIJA 48 <sup>th</sup> ISSUE	0	0	0	0.00%	0.00%	0	0
66 REPUBLIKA SLOVENIJA 49 <sup>th</sup> ISSUE	0	0	0	0.00%	0.00%	0	0
67 REPUBLIKA SLOVENIJA 61 <sup>st</sup> ISSUE	0	0	0	0.00%	0.00%	0	0
68 REPUBLIKA SLOVENIJA 63 <sup>rd</sup> ISSUE	0	0	0	0.00%	0.00%	0	0
69 REPUBLIKA SLOVENIJA 65 <sup>th</sup> ISSUE	0	0	0	0.00%	0.00%	0	0
70 REPUBLIKA SLOVENIJA 66 <sup>th</sup> ISSUE	0	0	0	0.00%	0.00%	0	0
71 REPUBLIKA SLOVENIJA 67 <sup>th</sup> ISSUE	0	0	0	0.00%	0.00%	0	0
72 SID BANKA 1 <sup>st</sup> ISSUE	0	0	0	0.00%	0.00%	0	0
73 STANOVANJSKI SKLAD RS 1 <sup>st</sup> ISSUE	0	0	0	0.00%	0.00%	0	0
74 STANOVANJSKI SKLAD RS 3 <sup>rd</sup> ISSUE	0	0	0	0.00%	0.00%	0	0
75 ZAVAROVALNICA TRIGLAV 1 <sup>st</sup> ISSUE	0	0	0	0.00%	0.00%	0	0
76 BANKA CELJE 13 <sup>th</sup> ISSUE	0	0	0	0.00%	0.00%	0	0
77 DROGA KOLINSKA 1 <sup>st</sup> ISSUE	0	0	0	0.00%	0.00%	0	0
78 DARS 2 <sup>nd</sup> ISSUE	0	0	0	0.00%	0.00%	0	0
79 FACTOR BANKA 17 <sup>th</sup> ISSUE	0	0	0	0.00%	0.00%	0	0
80 FACTOR BANKA 22 <sup>nd</sup> ISSUE	0	0	0	0.00%	0.00%	0	0
81 KB1909 2 <sup>nd</sup> ISSUE	0	0	0	0.00%	0.00%	0	0
82 NLB 20 <sup>th</sup> ISSUE	0	0	0	0.00%	0.00%	0	0
83 NLB 23 <sup>rd</sup> ISSUE	0	0	0	0.00%	0.00%	0	0
84 NLB 25 <sup>th</sup> ISSUE	0	0	0	0.00%	0.00%	0	0
85 REPUBLIKA SLOVENIJA 64 <sup>th</sup> ISSUE	0	0	0	0.00%	0.00%	0	0
86 REPUBLIKA SLOVENIJA 68 <sup>th</sup> ISSUE	0	0	0	0.00%	0.00%	0	0
87 ZAVAROVALNICA TRIGLAV 2 <sup>nd</sup> ISSUE	0	0	0	0.00%	0.00%	0	0

### FUND MARKET - PLUS MARKET

Issue	Stock trades (in EUR)	Normal trades (in EUR)	Block trades (in EUR)	Share in total turnover	Share in turnover of funds	Volume in pieces	Number of bargains
Total	5,104	5,104	0	0.01%	0.33%	6,630	3
1 INDEKSNI VZAJEMNI SKLAD PB URANIUM INDEX	2,777	2,777	0	0.01%	0.18%	4,500	1
2 INDEKSNI VZAJEMNI SKLAD PB BIOTECH INDEX	2,328	2,328	0	0.01%	0.15%	2,130	2

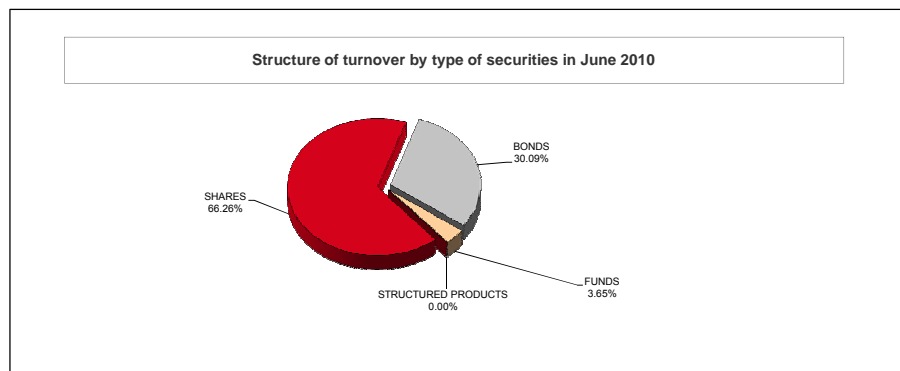
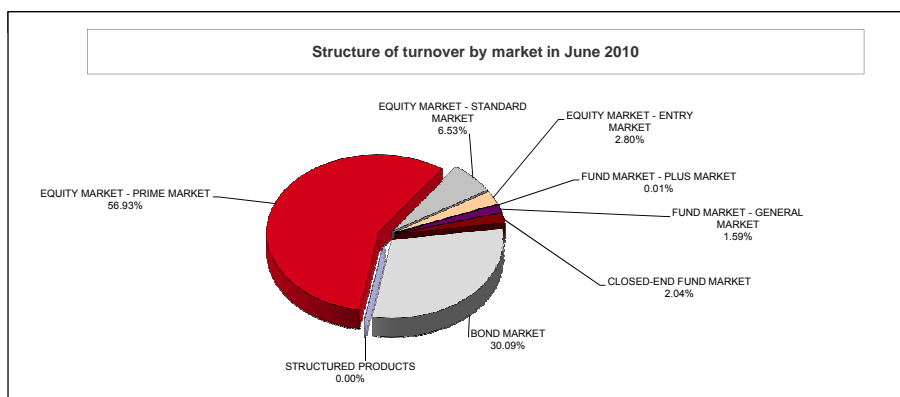
### FUND MARKET - GENERAL MARKET

Issue	Stock trades (in EUR)	Normal trades (in EUR)	Block trades (in EUR)	Share in total turnover	Share in turnover of funds	Volume in pieces	Number of bargains
Total	683,152	683,152	0	1.59%	43.64%	593,451	517
1 PROBANKA GLOBALNI NALOŽBENI SKLAD	385,081	385,081	0	0.90%	24.60%	550,004	223
2 INFOND GLOBAL	196,868	196,868	0	0.46%	12.58%	20,722	169
3 INFOND DYNAMIC	100,566	100,566	0	0.23%	6.42%	22,588	124
4 ALTA EUROSTOCK	637	637	0	0.00%	0.04%	137	1

### CLOSED-END FUND MARKET

Issue	Stock trades (in EUR)	Normal trades (in EUR)	Block trades (in EUR)	Share in total turnover	Share in turnover of funds	Volume in pieces	Number of bargains
Total	877,102	877,102	0	2.04%	56.03%	512,168	708
1 NFD 1 DELNIŠKI INVESTICIJSKI SKLAD	375,866	375,866	0	0.88%	24.01%	435,279	326
2 KRONA SENIOR ID	275,853	275,853	0	0.64%	17.62%	34,359	113
3 KD ID	162,828	162,828	0	0.38%	10.40%	32,732	184
4 ZVON ENA ID	62,556	62,556	0	0.15%	4.00%	9,798	85

Shares total	28,453,228	22,407,544	6,045,684	66.26%	66.26%	960,036	7,508
Funds total	1,565,359	1,565,359	0	3.65%	3.65%	1,112,249	1,228
Bonds total	12,921,733	3,347,222	9,574,510	30.09%	30.09%	856,971	329
Structured products	0	0	0	0.00%	-	0	0
Total turnover	42,940,319	27,320,125	15,620,194	100.00%	100.00%	2,929,256	9,065



## C2) TURNOVER BY SECURITIES IN FIRST HALF YEAR 2010

### EQUITY MARKET - PRIME MARKET

Issue	Stock trades (in EUR)	Normal trades (in EUR)	Block trades (in EUR)	Share in total turnover	Share in turnover of shares	Volume in pieces	Number of bargains
<b>Total</b>	<b>148,889,705</b>	<b>122,197,541</b>	<b>26,692,163</b>	<b>56.24%</b>	<b>79.21%</b>	<b>3,319,904</b>	<b>31,965</b>
1 KRKA	92,576,137	81,599,059	11,017,079	34.97%	49.25%	1,376,021	17,590
2 MERCATOR	16,270,421	9,509,076	6,761,345	6.15%	8.66%	101,811	1,863
3 PETROL	9,756,492	7,570,692	2,185,800	3.69%	5.19%	33,054	2,070
4 TELEKOM SLOVENIJE	9,341,982	7,648,254	1,693,728	3.53%	4.97%	78,485	2,403
5 NOVA KREDITNA BANKA MARIBOR	9,014,877	6,777,665	2,237,213	3.41%	4.80%	761,206	3,217
6 GORENJE	8,038,659	5,241,659	2,797,000	3.04%	4.28%	599,420	2,187
7 LUKA KOPER	2,812,438	2,812,438	0	1.06%	1.50%	129,793	1,569
8 INTEREUROPA	1,078,698	1,078,698	0	0.41%	0.57%	240,114	1,068

### EQUITY MARKET - STANDARD MARKET

Issue	Stock trades (in EUR)	Normal trades (in EUR)	Block trades (in EUR)	Share in total turnover	Share in turnover of shares	Volume in pieces	Number of bargains
<b>Total</b>	<b>30,977,029</b>	<b>17,475,916</b>	<b>13,501,113</b>	<b>11.70%</b>	<b>16.48%</b>	<b>1,833,774</b>	<b>6,300</b>
<b>Common shares</b>	<b>30,702,359</b>	<b>17,201,246</b>	<b>13,501,113</b>	<b>11.60%</b>	<b>16.33%</b>	<b>1,824,209</b>	<b>6,284</b>
1 ISTRABENZ	8,089,507	119,808	7,969,699	3.06%	4.30%	1,152,101	320
2 SAVA	7,601,638	4,557,526	3,044,111	2.87%	4.04%	34,546	1,476
3 ZAVAROVALNICA TRIGLAV	6,563,496	5,235,506	1,327,990	2.48%	3.49%	295,065	1,459
4 SALUS	2,225,398	2,225,398	0	0.84%	1.18%	5,000	224
5 POZAVAROVALNICA SAVA	2,124,186	1,973,436	150,750	0.80%	1.13%	200,305	856
6 AERODROM LJUBLJANA	1,554,570	1,554,570	0	0.59%	0.83%	54,346	997
7 ISKRA AVT OLEKTRIKA	1,008,764	202	1,008,563	0.38%	0.54%	41,258	2
8 PIVOVARNA LAŠKO	595,639	595,639	0	0.22%	0.32%	25,851	498
9 ŽITO	488,611	488,611	0	0.18%	0.26%	5,469	255
10 ABANKA	232,475	232,475	0	0.09%	0.12%	4,438	76
11 TERME ČATEŽ	125,925	125,925	0	0.05%	0.07%	679	54
12 DELO PRODAJA	49,827	49,827	0	0.02%	0.03%	1,914	15
13 ETOL	25,813	25,813	0	0.01%	0.01%	217	21
14 MLINOTEST	15,075	15,075	0	0.01%	0.01%	2,877	17
15 KOMPAS MTS	806	806	0	0.00%	0.00%	99	7
16 NIKA	628	628	0	0.00%	0.00%	44	7
<b>Preferred shares</b>	<b>274,670</b>	<b>274,670</b>	<b>0</b>	<b>0.10%</b>	<b>0.15%</b>	<b>9,565</b>	<b>16</b>
1 PROBANKA	274,670	274,670	0	0.10%	0.15%	9,565	16

## EQUITY MARKET - ENTRY MARKET

Issue	Stock trades (in EUR)	Normal trades (in EUR)	Block trades (in EUR)	Share in total turnover	Share in turnover of shares	Volume in pieces	Number of bargains
<b>Total</b>	<b>8,099,292</b>	<b>6,837,159</b>	<b>1,262,133</b>	<b>3.06%</b>	<b>4.31%</b>	<b>2,516,604</b>	<b>12,239</b>
<b>Common shares</b>	<b>8,005,207</b>	<b>6,743,073</b>	<b>1,262,133</b>	<b>3.02%</b>	<b>4.26%</b>	<b>2,510,784</b>	<b>11,744</b>
1 NFD HOLDING	2,719,480	2,014,659	704,821	1.03%	1.45%	783,013	2,583
2 KD GROUP	1,221,091	1,221,091	0	0.46%	0.65%	26,340	1,735
3 AKTIVA NALOŽBE	768,282	768,282	0	0.29%	0.41%	156,612	1,212
4 JUTEKS	561,228	225,228	336,000	0.21%	0.30%	13,918	136
5 AGROGORICA	367,257	367,257	0	0.14%	0.20%	42,781	39
6 HELIOS	357,204	357,204	0	0.13%	0.19%	992	109
7 KOŠAKI TMI	245,208	23,896	221,312	0.09%	0.13%	3,324	3
8 ZVON ENA HOLDING	227,984	227,984	0	0.09%	0.12%	229,230	1,192
9 ZVON DVA HOLDING	214,321	214,321	0	0.08%	0.11%	811,639	1,197
10 PLAMA - PUR	176,392	176,392	0	0.07%	0.09%	11,806	58
11 CNKARNA CELJE	165,744	165,744	0	0.06%	0.09%	3,377	50
12 HRAM HOLDING	164,420	164,420	0	0.06%	0.09%	69,950	364
13 MODRA LINIJA HOLDING	149,514	149,514	0	0.06%	0.08%	19,247	338
14 MAKSIMA INVEST	143,300	143,300	0	0.05%	0.08%	49,732	469
15 ZLATA MONETA II	122,169	122,169	0	0.05%	0.06%	64,608	516
16 MERCATA	84,266	84,266	0	0.03%	0.04%	20,319	202
17 VIPA HOLDING	60,597	60,597	0	0.02%	0.03%	46,155	227
18 M1	42,055	42,055	0	0.02%	0.02%	19,951	202
19 FINETOL	40,876	40,876	0	0.02%	0.02%	738	30
20 CETIS	22,895	22,895	0	0.01%	0.01%	900	24
21 ALPETOUR POTOVALNA AGENCIJA	22,562	22,562	0	0.01%	0.01%	1,731	31
22 JAVOR PIVKA	20,029	20,029	0	0.01%	0.01%	9,734	63
23 GORENJSKI TISK	18,314	18,314	0	0.01%	0.01%	1,290	19
24 TRIGLAV NALOŽBE	18,292	18,292	0	0.01%	0.01%	35,695	289
25 KS NALOŽBE	18,228	18,228	0	0.01%	0.01%	18,376	121
26 GEA	10,781	10,781	0	0.00%	0.01%	1,540	12
27 TERME DOBRNA	9,619	9,619	0	0.00%	0.01%	1,632	8
28 MAKSIMA HOLDING	8,950	8,950	0	0.00%	0.00%	32,122	255
29 NAMA	6,138	6,138	0	0.00%	0.00%	220	7
30 SLOVENJAJLES	4,418	4,418	0	0.00%	0.00%	263	27
31 D NALOŽBE	3,545	3,545	0	0.00%	0.00%	6,359	19
32 GRAND HOTEL UNION	2,161	2,161	0	0.00%	0.00%	258	8
33 VELANA	2,014	2,014	0	0.00%	0.00%	1,002	7
34 MARINA PORTOROŽ	1,990	1,990	0	0.00%	0.00%	34	9
35 INLES	1,541	1,541	0	0.00%	0.00%	661	9
36 CENTER NALOŽBE	1,114	1,114	0	0.00%	0.00%	24,507	143
37 KD	480	480	0	0.00%	0.00%	1	1
38 MP FINANCE	303	303	0	0.00%	0.00%	3	3
39 SIVENT	189	189	0	0.00%	0.00%	328	19
40 ZDRAVILIŠČE ROGAŠKA	163	163	0	0.00%	0.00%	377	4
41 ELMO	59	59	0	0.00%	0.00%	17	3
42 MELAMIN	34	34	0	0.00%	0.00%	2	1
43 ALPOS	0	0	0	0.00%	0.00%	0	0
44 DATALAB TEHNOLOGIJE	0	0	0	0.00%	0.00%	0	0
45 GORIŠKE OPEKARNE	0	0	0	0.00%	0.00%	0	0
46 INTERTRADE ITA	0	0	0	0.00%	0.00%	0	0
47 JELEN GOSTINSKO PODJETJE	0	0	0	0.00%	0.00%	0	0
48 MP NALOŽBE	0	0	0	0.00%	0.00%	0	0
49 TEKSTINA	0	0	0	0.00%	0.00%	0	0
50 TRDNJAVA HOLDING	0	0	0	0.00%	0.00%	0	0
51 TRDNJAVA I HOLDING	0	0	0	0.00%	0.00%	0	0
<b>Preferred shares</b>	<b>94,085</b>	<b>94,085</b>	<b>0</b>	<b>0.04%</b>	<b>0.05%</b>	<b>5,820</b>	<b>495</b>
1 KD GROUP	92,760	92,760	0	0.04%	0.05%	5,543	485
2 PRVA GROUP	975	975	0	0.00%	0.00%	27	5
3 ZDRAVILIŠČE ROGAŠKA	351	351	0	0.00%	0.00%	250	5

**BOND MARKET**

Issue	Stock trades (in EUR)	Normal trades (in EUR)	Block trades (in EUR)	Share in total turnover	Share in turnover of bonds	Volume in pieces	Number of bargains
<b>Total</b>	<b>64,944,965</b>	<b>32,720,916</b>	<b>32,224,049</b>	<b>24.53%</b>	<b>100.00%</b>	<b>1,723,240</b>	<b>2,291</b>
1 SLOVENSKA ODŠKODNINSKA DRUŽBA 2 <sup>nd</sup> ISSUE	28,608,251	22,124,270	6,483,981	10.81%	44.05%	726,742	1,735
2 NLB 15 <sup>th</sup> ISSUE	8,335,791	1,141,851	7,193,940	3.15%	12.84%	19,432	6
3 PETROL 1 <sup>st</sup> ISSUE	6,348,010	866,050	5,481,960	2.40%	9.77%	5,746	40
4 DELO PRODAJA 1 <sup>st</sup> ISSUE	3,597,616	67,516	3,530,100	1.36%	5.54%	718,853	15
5 REPUBLIKA SLOVENIJA 21 <sup>st</sup> ISSUE	2,950,211	531,946	2,418,265	1.11%	4.54%	144,825	72
6 PROBANKA 10 <sup>th</sup> ISSUE	2,943,265	923,265	2,020,000	1.11%	4.53%	2,907	4
7 REPUBLIKA SLOVENIJA 59 <sup>th</sup> ISSUE	2,009,661	40,472	1,969,189	0.76%	3.09%	46,131	7
8 SID BANKA 1 <sup>st</sup> ISSUE	1,300,000	100,000	1,200,000	0.49%	2.00%	13	2
9 NOVA KBM 9 <sup>th</sup> ISSUE	954,640	532,540	422,100	0.36%	1.47%	945	18
10 NLB 17 <sup>th</sup> ISSUE	888,225	174,267	713,958	0.34%	1.37%	2,112	25
11 REPUBLIKA SLOVENIJA 66 <sup>th</sup> ISSUE	758,440	758,440	0	0.29%	1.17%	747	5
12 ABANKA VIPA 8 <sup>th</sup> ISSUE	606,000	606,000	0	0.23%	0.93%	6,000	3
13 BANKA CELJE 8 <sup>th</sup> ISSUE	534,770	534,770	0	0.20%	0.82%	5,300	3
14 FACTOR BANKA 15 <sup>th</sup> ISSUE	482,500	482,500	0	0.18%	0.74%	500	2
15 ABANKA VIPA 12 <sup>th</sup> ISSUE	446,276	446,276	0	0.17%	0.69%	10,697	37
16 NOVA KBM 7 <sup>th</sup> ISSUE	419,168	0	419,168	0.16%	0.65%	1,000	1
17 PROBANKA 11 <sup>th</sup> ISSUE	419,000	419,000	0	0.16%	0.65%	419	29
18 REPUBLIKA SLOVENIJA 57 <sup>th</sup> ISSUE	393,940	393,940	0	0.15%	0.61%	8,839	6
19 NLB 18 <sup>th</sup> ISSUE	371,388	0	371,388	0.14%	0.57%	890	1
20 NLB 19 <sup>th</sup> ISSUE	296,558	296,558	0	0.11%	0.46%	775	2
21 REPUBLIKA SLOVENIJA 26 <sup>th</sup> ISSUE	275,598	275,598	0	0.10%	0.42%	2,681	23
22 REPUBLIKA SLOVENIJA 53 <sup>rd</sup> ISSUE	190,982	190,982	0	0.07%	0.29%	1,826	39
23 PROBANKA 9 <sup>th</sup> ZDALA	170,000	170,000	0	0.06%	0.26%	2,000	1
24 BANKA CELJE 11 <sup>th</sup> ISSUE	151,338	151,338	0	0.06%	0.23%	152	2
25 REPUBLIKA SLOVENIJA 62 <sup>nd</sup> ISSUE	148,453	148,453	0	0.06%	0.23%	3,679	12
26 ABANKA VIPA 10 <sup>th</sup> ISSUE	129,553	129,553	0	0.05%	0.20%	129	7
27 POSLOVNI SISTEM MERCATOR	107,204	107,204	0	0.04%	0.17%	1,063	2
28 KD HOLDING 2 <sup>nd</sup> ISSUE	101,916	101,916	0	0.04%	0.16%	1,051	3
29 REPUBLIKA SLOVENIJA 67 <sup>th</sup> ISSUE	101,560	101,560	0	0.04%	0.16%	100	1
30 ABANKA VIPA 7 <sup>th</sup> ISSUE	83,712	83,712	0	0.03%	0.13%	806	3
31 POŠTNA BANKA SLOVENIJE 7 <sup>th</sup> ISSUE	82,983	82,983	0	0.03%	0.13%	200	9
32 FACTOR BANKA 9 <sup>th</sup> ISSUE	76,170	76,170	0	0.03%	0.12%	86	17
33 BANKA DOMŽALE 1 <sup>st</sup> ISSUE	70,000	70,000	0	0.03%	0.11%	700	1
34 REPUBLIKA SLOVENIJA 29 <sup>th</sup> ISSUE	67,291	67,291	0	0.03%	0.10%	653	20
35 REPUBLIKA SLOVENIJA 49 <sup>th</sup> ISSUE	48,360	48,360	0	0.02%	0.07%	122	4
36 FACTOR BANKA 21 <sup>st</sup> ISSUE	47,190	47,190	0	0.02%	0.07%	51	6
37 REPUBLIKA SLOVENIJA 50 <sup>th</sup> ISSUE	45,526	45,526	0	0.02%	0.07%	442	3
38 SAVA 2 <sup>nd</sup> ISSUE	43,610	43,610	0	0.02%	0.07%	43	5
39 REPUBLIKA SLOVENIJA 38 <sup>th</sup> ISSUE	33,664	33,664	0	0.01%	0.05%	319	24
40 ABANKA VIPA 9 <sup>th</sup> ISSUE	30,185	30,185	0	0.01%	0.05%	300	15
41 REPUBLIKA SLOVENIJA 32 <sup>nd</sup> ISSUE	29,857	29,857	0	0.01%	0.05%	291	8
42 POTEZA SKUPINA 1 <sup>st</sup> ISSUE	27,630	27,630	0	0.01%	0.04%	28	4
43 ABANKA 7 <sup>th</sup> ISSUE	27,620	27,620	0	0.01%	0.04%	275	3
44 REPUBLIKA SLOVENIJA 48 <sup>th</sup> ISSUE	27,136	27,136	0	0.01%	0.04%	260	7
45 FACTOR BANKA 20 <sup>th</sup> ISSUE	24,175	24,175	0	0.01%	0.04%	26	4
46 REPUBLIKA SLOVENIJA 33 <sup>rd</sup> ISSUE	22,906	22,906	0	0.01%	0.04%	32	1
47 REPUBLIKA SLOVENIJA 61 <sup>st</sup> ISSUE	22,578	22,578	0	0.01%	0.03%	539	9
48 NLB 13 <sup>th</sup> ISSUE	22,325	22,325	0	0.01%	0.03%	50	5
49 REPUBLIKA SLOVENIJA 54 <sup>th</sup> ISSUE	16,240	16,240	0	0.01%	0.03%	372	11
50 BANKA CELJE 12 <sup>th</sup> ISSUE	15,300	15,300	0	0.01%	0.02%	15	7
51 REPUBLIKA SLOVENIJA 68 <sup>th</sup> ISSUE	12,818	12,818	0	0.00%	0.02%	12	2
52 STANOVANJSKI SKLAD RS 1 <sup>st</sup> ISSUE	9,308	9,308	0	0.00%	0.01%	1,869	4
53 PROBANKA 7 <sup>th</sup> ISSUE	9,000	9,000	0	0.00%	0.01%	90	1
54 REPUBLIKA SLOVENIJA 18 <sup>th</sup> ISSUE	5,900	5,900	0	0.00%	0.01%	59	9
55 BANKA CELJE 9 <sup>th</sup> ISSUE	1,252	1,252	0	0.00%	0.00%	3	2
56 REPUBLIKA SLOVENIJA 44 <sup>th</sup> ISSUE	1,227	1,227	0	0.00%	0.00%	28	1
57 STANOVANJSKI SKLAD RS 3 <sup>rd</sup> ISSUE	629	629	0	0.00%	0.00%	10	2
58 ABANKA VIPA 7 <sup>th</sup> ISSUE	61	61	0	0.00%	0.00%	5	1
59 ABANKA VIPA 11 <sup>th</sup> ISSUE	0	0	0	0.00%	0.00%	0	0
60 BANKA CELJE 11 <sup>th</sup> ISSUE	0	0	0	0.00%	0.00%	0	0
61 BANKA CELJE 7 <sup>th</sup> ISSUE	0	0	0	0.00%	0.00%	0	0
62 BANKA ZASAVJE 3 <sup>rd</sup> ISSUE	0	0	0	0.00%	0.00%	0	0
63 CIMOS 1 <sup>st</sup> ISSUE	0	0	0	0.00%	0.00%	0	0
64 DEOS 1 <sup>st</sup> ISSUE	0	0	0	0.00%	0.00%	0	0
65 DARS	0	0	0	0.00%	0.00%	0	0
66 DARS 3 <sup>rd</sup> ISSUE	0	0	0	0.00%	0.00%	0	0
67 FACTOR BANKA 11 <sup>th</sup> ISSUE	0	0	0	0.00%	0.00%	0	0
68 FACTOR BANKA 12 <sup>th</sup> ISSUE	0	0	0	0.00%	0.00%	0	0
69 FACTOR BANKA 14 <sup>th</sup> ISSUE	0	0	0	0.00%	0.00%	0	0
70 FACTOR BANKA 16 <sup>th</sup> ISSUE	0	0	0	0.00%	0.00%	0	0
71 FACTOR BANKA 19 <sup>th</sup> ISSUE	0	0	0	0.00%	0.00%	0	0
72 KB1909 1 <sup>st</sup> ISSUE	0	0	0	0.00%	0.00%	0	0
73 NOVA KBM 8 <sup>th</sup> ISSUE	0	0	0	0.00%	0.00%	0	0
74 KD HOLDING 1 <sup>st</sup> ISSUE	0	0	0	0.00%	0.00%	0	0
75 NLB 22 <sup>nd</sup> ISSUE	0	0	0	0.00%	0.00%	0	0
76 POŠTNA BANKA SLOVENIJE 6 <sup>th</sup> ISSUE	0	0	0	0.00%	0.00%	0	0
77 POTEZA NALOŽBE	0	0	0	0.00%	0.00%	0	0
78 PROBANKA 8 <sup>th</sup> ISSUE	0	0	0	0.00%	0.00%	0	0
79 REPUBLIKA SLOVENIJA 60 <sup>th</sup> ISSUE	0	0	0	0.00%	0.00%	0	0
80 REPUBLIKA SLOVENIJA 63 <sup>rd</sup> ISSUE	0	0	0	0.00%	0.00%	0	0
81 ZAVAROVALNICA TRIGLAV 1 <sup>st</sup> ISSUE	0	0	0	0.00%	0.00%	0	0
82 BANKA CELJE 13 <sup>th</sup> ISSUE	0	0	0	0.00%	0.00%	0	0
83 DROGA KOLINSKA 1 <sup>st</sup> ISSUE	0	0	0	0.00%	0.00%	0	0
84 DARS 2 <sup>nd</sup> ISSUE	0	0	0	0.00%	0.00%	0	0
85 FACTOR BANKA 17 <sup>th</sup> ISSUE	0	0	0	0.00%	0.00%	0	0
86 FACTOR BANKA 22 <sup>nd</sup> ISSUE	0	0	0	0.00%	0.00%	0	0
87 KB1909 2 <sup>nd</sup> ISSUE	0	0	0	0.00%	0.00%	0	0
88 NLB 20 <sup>th</sup> ISSUE	0	0	0	0.00%	0.00%	0	0
89 NLB 23 <sup>rd</sup> ISSUE	0	0	0	0.00%	0.00%	0	0
90 NLB 25 <sup>th</sup> ISSUE	0	0	0	0.00%	0.00%	0	0
91 REPUBLIKA SLOVENIJA 64 <sup>th</sup> ISSUE	0	0	0	0.00%	0.00%	0	0
92 REPUBLIKA SLOVENIJA 68 <sup>th</sup> ISSUE	0	0	0	0.00%	0.00%	0	0
93 ZAVAROVALNICA TRIGLAV 2 <sup>nd</sup> ISSUE	0	0	0	0.00%	0.00%	0	0

**FUND MARKET - PLUS MARKET**

Issue	Stock trades (in EUR)	Normal trades (in EUR)	Block trades (in EUR)	Share in total turnover	Share in turnover of funds	Volume in pieces	Number of bargains
<b>Total</b>	<b>39,308</b>	<b>39,308</b>	<b>0</b>	<b>0.01%</b>	<b>0.33%</b>	<b>58,918</b>	<b>25</b>
1 INDEKSNÍ VZAJEMNÍ SKLAD PB URANIUM INDEX	36,015	36,015	0	0.01%	0.30%	55,879	20
2 INDEKSNÍ VZAJEMNÍ SKLAD PB BIOTECH INDEX	3,293	3,293	0	0.00%	0.03%	3,039	5

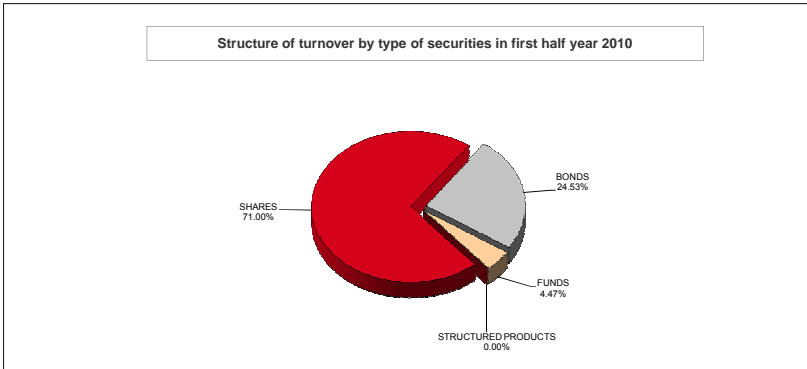
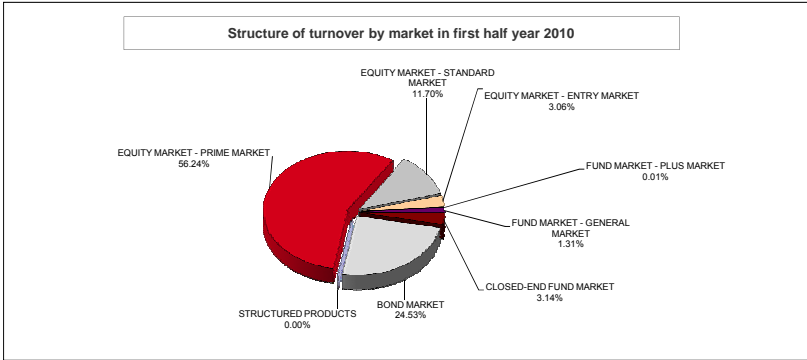
**FUND MARKET - GENERAL MARKET**

Issue	Stock trades (in EUR)	Normal trades (in EUR)	Block trades (in EUR)	Share in total turnover	Share in turnover of funds	Volume in pieces	Number of bargains
<b>Total</b>	<b>3,468,541</b>	<b>3,468,541</b>	<b>0</b>	<b>1.31%</b>	<b>29.34%</b>	<b>2,326,631</b>	<b>3,273</b>
1 PROBANKA GLOBALNÍ NALOŽBENÍ SKLAD	1,474,012	1,474,012	0	0.56%	12.47%	2,112,412	803
2 INFOND GLOBAL	958,253	958,253	0	0.38%	8.11%	99,012	1,192
3 MP-BALKAN.SI	642,001	642,001	0	0.24%	5.43%	28,413	235
4 INFOND DYNAMIC	370,162	370,162	0	0.14%	3.13%	81,785	1,030
5 ALTA EUROSTOCK	24,113	24,113	0	0.01%	0.20%	5,009	13

**CLOSED-END FUND MARKET**

Issue	Stock trades (in EUR)	Normal trades (in EUR)	Block trades (in EUR)	Share in total turnover	Share in turnover of funds	Volume in pieces	Number of bargains
<b>Total</b>	<b>8,313,834</b>	<b>8,313,834</b>	<b>0</b>	<b>3.14%</b>	<b>70.33%</b>	<b>3,617,080</b>	<b>5,535</b>
1 KRONA SENIOR ID	3,578,072	3,578,072	0	1.35%	30.27%	472,100	990
2 NFD 1 DELNÍŠKÍ INVESTIČNÍ SKLAD	2,530,768	2,530,768	0	0.96%	21.41%	2,768,192	1,754
3 KD ID	1,632,801	1,632,801	0	0.62%	13.81%	291,312	1,695
4 ZVON ENA ID	572,193	572,193	0	0.22%	4.84%	85,476	1,096

Shares total	187,966,026	146,510,616	41,455,410	71.00%	71.00%	7,670,282	50,504
Funds total	11,821,682	11,821,682	0	4.47%	4.47%	6,002,629	8,833
Bonds total	64,944,965	32,720,916	32,224,049	24.53%	24.53%	1,723,240	2,291
Structured products	0	0	0	0.00%	-	0	0
Total turnover	264,732,673	191,053,215	73,679,458	100.00%	100.00%	15,396,151	61,628

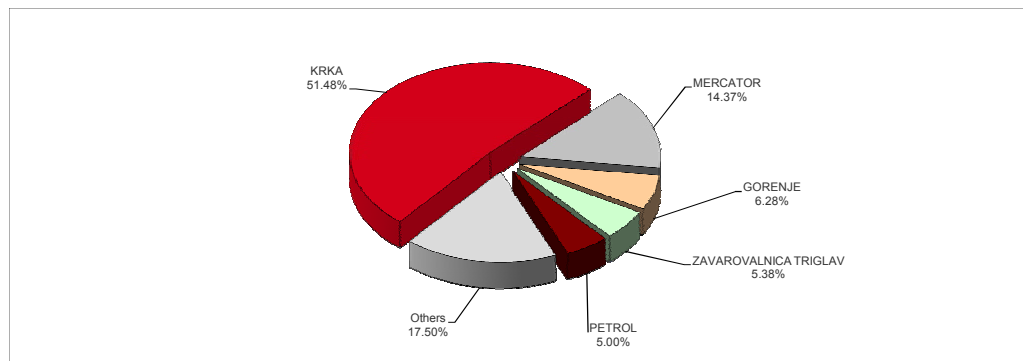




### C3) MOST TRADED SECURITIES IN JUNE 2010

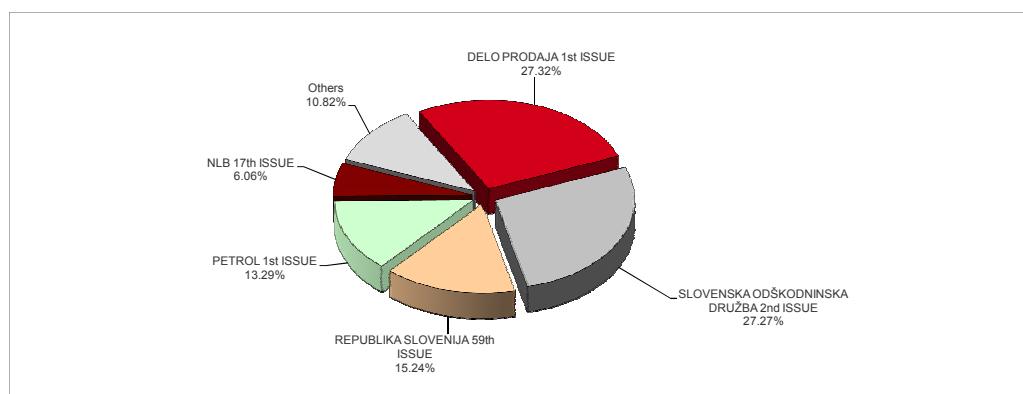
#### MOST TRADED SHARES

Issuer	Turnover (in 000 EUR) - order book trades only	Number of bargains - order book trades only	Market capitalisation as of 30 Jun 2010 (in EURm)
KRKA	14,647	2,388	2,321
MERCATOR	4,088	277	596
GORENJE	1,787	469	179
ZAVAROVALNICA TRIGLAV	1,530	273	447
PETROL	1,423	371	559
Others	4,979	3,730	3,440
<b>Total</b>	<b>28,453</b>	<b>7,508</b>	<b>7,541</b>



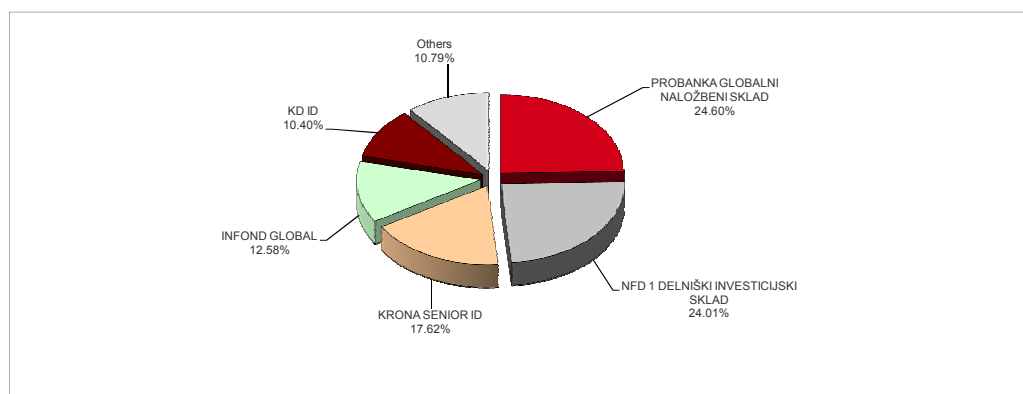
#### MOST TRADED BONDS

Issuer	Turnover (in 000 EUR) - order book trades only	Number of bargains - order book trades only	Market capitalisation as of 30 Jun 2010 (in EURm)
DELO PRODAJA 1 <sup>st</sup> ISSUE	3,530	4	32
SLOVENSKA ODŠKODNINSKA DRUŽBA 2 <sup>nd</sup> ISSUE	3,523	212	610
REPUBLIKA SLOVENIJA 59 <sup>th</sup> ISSUE	1,969	1	1,115
PETROL 1 <sup>st</sup> ISSUE	1,717	8	55
NLB 17 <sup>th</sup> ISSUE	783	5	42
Others	1,399	99	11,256
<b>Total</b>	<b>12,922</b>	<b>329</b>	<b>13,111</b>



#### MOST TRADED INVESTMENT FUNDS

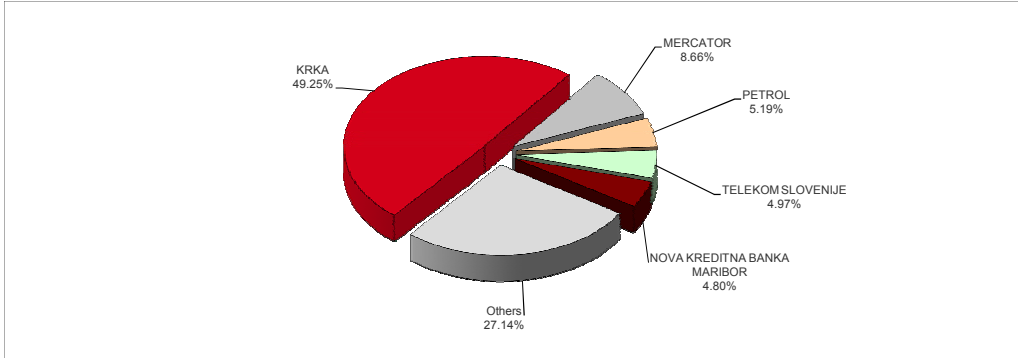
INVESTMENT FUNDS	Turnover (in 000 EUR) - order book trades only	Number of bargains - order book trades only	Market capitalisation as of 30 Jun 2010 (in EURm)
PROBANKA GLOBALNI NALOŽBENI SKLAD	385	223	37
NFD 1 DELNIŠKI INVESTICIJSKI SKLAD	376	326	139
KRONA SENIOR ID	276	113	51
INFOND GLOBAL	197	169	55
KD ID	163	184	46
Others	169	213	40
<b>Total</b>	<b>1,565</b>	<b>1,228</b>	<b>369</b>



## C4) MOST TRADED SECURITIES IN FIRST HALF YEAR 2010

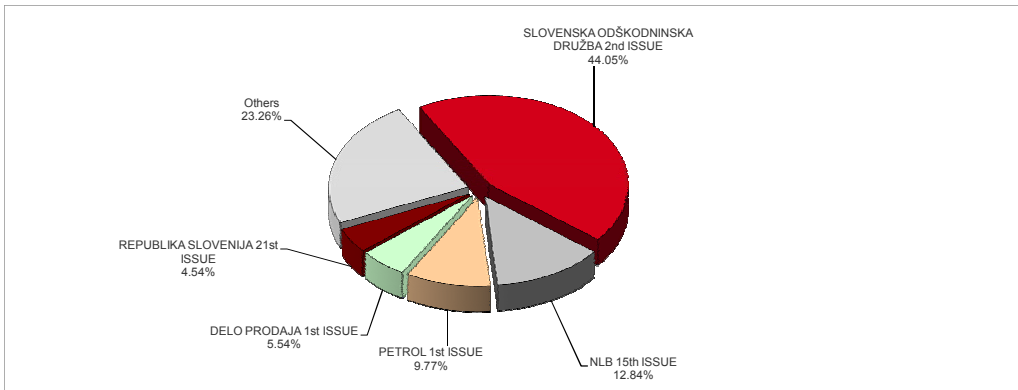
### MOST TRADED SHARES

Issuer	Turnover (in 000 EUR) - order book trades only	Number of bargains - order book trades only	Market capitalisation as of 30 Jun 2010 (in EURm)
KRKA	92,576	17,590	2,321
MERCATOR	16,270	1,863	596
PETROL	9,756	2,070	559
TELEKOM SLOVENIJE	9,342	2,403	645
NOVA KREDITNA BANKA MARIBOR	9,015	3,217	291
Others	51,006	23,361	3,130
<b>Total</b>	<b>187,966</b>	<b>50,504</b>	<b>7,541</b>



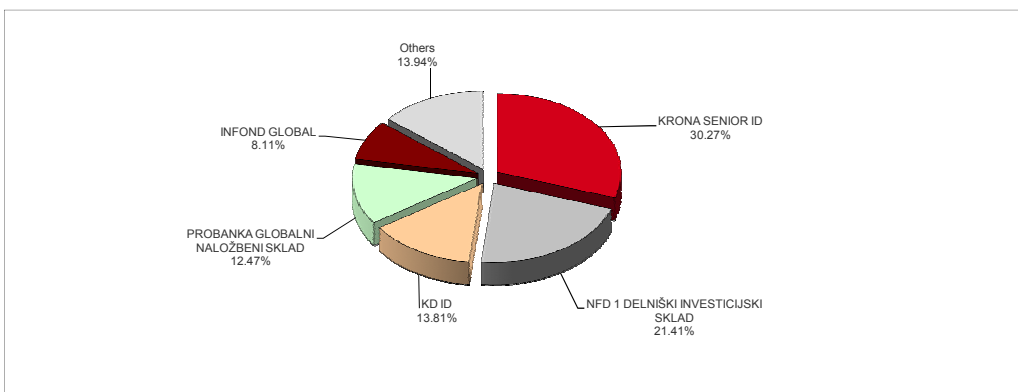
### MOST TRADED BONDS

Issuer	Turnover (in 000 EUR) - order book trades only	Number of bargains - order book trades only	Market capitalisation as of 30 Jun 2010 (in EURm)
SLOVENSKA ODŠKODNINSKA DRUŽBA 2 <sup>nd</sup> ISSUE	28,608	1,735	610
NLB 15 <sup>th</sup> ISSUE	8,336	6	55
PETROL 1 <sup>st</sup> ISSUE	6,348	40	55
DELO PRODAJA 1 <sup>st</sup> ISSUE	3,598	15	32
REPUBLIKA SLOVENIJA 21 <sup>st</sup> ISSUE	2,950	72	29
Others	15,105	423	12,330
<b>Total</b>	<b>64,945</b>	<b>2,291</b>	<b>13,111</b>



### MOST TRADED INVESTMENT FUNDS

INVESTMENT FUNDS	Turnover (in 000 EUR) - order book trades only	Number of bargains - order book trades only	Market capitalisation as of 30 Jun 2010 (in EURm)
KRONA SENIOR ID	3,578	990	51
NFD 1 DELNIŠKI INVESTICIJSKI SKLAD	2,531	1,754	139
KD ID	1,633	1,695	46
PROBANKA GLOBALNI NALOŽBENI SKLAD	1,474	803	37
INFOND GLOBAL	958	1,192	55
Others	1,648	2,399	40
<b>Total</b>	<b>11,822</b>	<b>8,833</b>	<b>369</b>

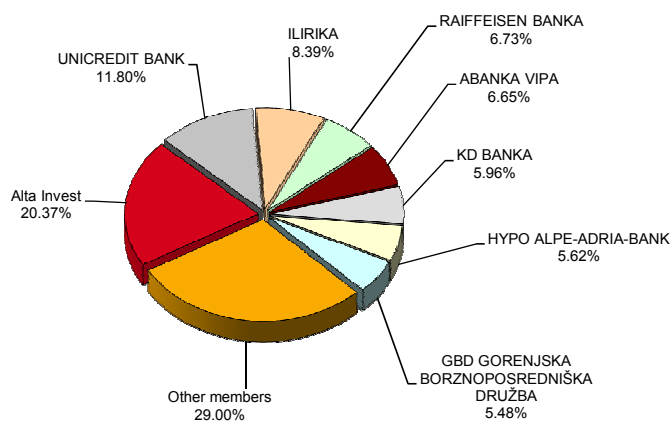


## C5) MONTHLY TURNOVER BY LJSE MEMBERS

### TURNOVER BY MEMBERS BY TYPE OF TRADE IN JUNE 2010

				in EUR
Member	Normal trades	Block trades	Total via BTS	Share in turnover
1 Alta Invest	7,002,328	10,495,709	17,498,037	20.37%
2 UNICREDIT BANK	7,685,710	2,443,986	10,129,696	11.80%
3 ILIRIKA	3,454,884	3,752,696	7,207,580	8.39%
4 RAIFFEISEN BANKA	5,482,153	300,000	5,782,153	6.73%
5 ABANKA VIPA	5,710,305		5,710,305	6.65%
6 KD BANKA	2,515,739	2,599,489	5,115,227	5.96%
7 HYPO ALPE-ADRIA-BANK	1,296,462	3,530,100	4,826,562	5.62%
8 GBD GORENJSKA BORZNOPOSREDNIŠKA DRUŽBA	4,702,575		4,702,575	5.48%
9 NOVA LJUBLJANSKA BANKA	4,270,559		4,270,559	4.97%
10 PROBANKA	1,750,291	2,199,511	3,949,803	4.60%
11 PERSPEKTIVA BPD	1,237,965	1,969,189	3,207,154	3.73%
12 SKB BANKA	2,211,296	680,000	2,891,296	3.37%
13 NOVA KBM	851,569	1,841,792	2,693,360	3.14%
14 DEŽELNA BANKA SLOVENIJE	995,279	1,427,916	2,423,196	2.82%
15 FACTOR BANKA	2,014,564		2,014,564	2.35%
16 ARGONOS BPH	1,919,468		1,919,468	2.24%
17 PFCI	640,275		640,275	0.75%
18 CERTIUS BPH	322,441		322,441	0.38%
19 BANKA KOPER	314,306		314,306	0.37%
20 MOJA DELNICA BPH	177,750		177,750	0.21%
21 ecetra	57,659		57,659	0.07%
22 GORENJSKA BANKA	26,674		26,674	0.03%
23 BKS BANK AG, Bančna podružnica			0	0.00%
<b>TOTAL</b>	<b>54,640,251</b>	<b>31,240,388</b>	<b>85,880,639</b>	<b>100.00%</b>

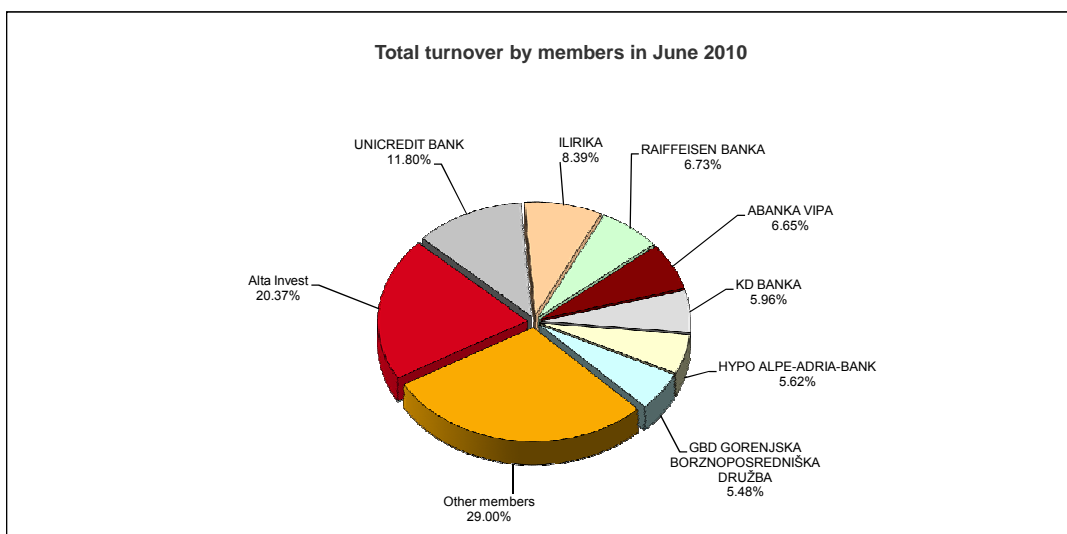
Total turnover by members in June 2010



## TURNOVER BY MEMBERS BY TYPE OF SECURITY IN JUNE 2010

in EUR

Member	Shares	Bonds	Funds	Total (in EUR)	Share in turnover
1 Alta Invest	12,779,320	4,575,980	142,737	17,498,037	20.37%
2 UNICREDIT BANK	8,515,785	1,601,883	12,028	10,129,696	11.80%
3 ILIRIKA	2,847,439	4,304,183	55,957	7,207,580	8.39%
4 RAIFFEISEN BANKA	5,708,636	62,668	10,849	5,782,153	6.73%
5 ABANKA VIPA	4,981,870	385,870	342,565	5,710,305	6.65%
6 KD BANKA	3,026,493	2,080,801	7,933	5,115,227	5.96%
7 HYPO ALPE-ADRIA-BANK	1,163,641	3,569,691	93,230	4,826,562	5.62%
8 GBD GORENJSKA BORZNOPOSREDNIŠKA DRUŽBA	3,251,437	202,992	1,248,146	4,702,575	5.48%
9 NOVA LJUBLJANSKA BANKA	3,488,742	684,263	97,554	4,270,559	4.97%
10 PROBANKA	1,029,091	2,433,832	486,880	3,949,803	4.60%
11 PERSPEKTIVA BPD	1,021,151	2,186,003		3,207,154	3.73%
12 SKB BANKA	2,871,330	14,088	5,878	2,891,296	3.37%
13 NOVA KBM	1,909,349	740,154	43,857	2,693,360	3.14%
14 DEŽELNA BANKA SLOVENIJE	977,036	1,440,931	5,228	2,423,196	2.82%
15 FACTOR BANKA	697,693	1,307,914	8,956	2,014,564	2.35%
16 ARGONOS BPH	1,496,695	66,340	356,432	1,919,468	2.24%
17 PFCI	491,623	38,900	109,752	640,275	0.75%
18 CERTIUS BPH	190,854	56,870	74,716	322,441	0.38%
19 BANKA KOPER	241,546	69,215	3,546	314,306	0.37%
20 MOJA DELNICA BPH	145,059	19,380	13,311	177,750	0.21%
21 ecetra	51,570		6,089	57,659	0.07%
22 GORENJSKA BANKA	20,095	1,507	5,073	26,674	0.03%
23 BKS BANK AG, Bančna podružnica				0	0.00%
<b>TOTAL</b>	<b>56,906,456</b>	<b>25,843,465</b>	<b>3,130,718</b>	<b>85,880,639</b>	<b>100.00%</b>

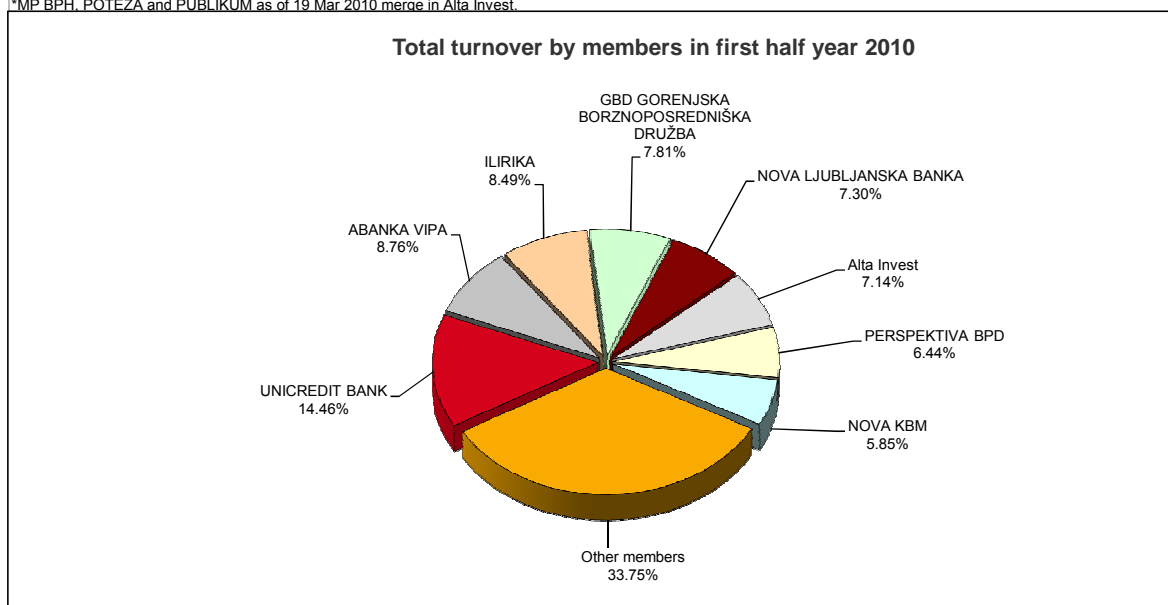


## C6) MONTHLY TURNOVER BY LJSE MEMBERS

### TURNOVER BY MEMBERS BY TYPE OF TRADE IN FIRST HALF YEAR 2010

Member		Normal trades	Block trades	Total via BTS	in EUR Share in turnover
1	UNICREDIT BANK	64,660,457	11,897,732	76,558,189	14.46%
2	ABANKA VIPA	41,111,635	5,269,460	46,381,096	8.76%
3	ILIRIKA	26,849,872	18,087,038	44,936,910	8.49%
4	GBD GORENJSKA BORZNOPOSREDNIŠKA DRUŽBA	40,627,870	704,821	41,332,691	7.81%
5	NOVA LJUBLJANSKA BANKA	22,783,200	15,885,328	38,668,528	7.30%
6	Alta Invest	21,871,537	15,908,166	37,779,703	7.14%
7	PERSPEKTIVA BPD	12,025,198	22,069,721	34,094,919	6.44%
8	NOVA KBM	14,637,095	16,360,473	30,997,568	5.85%
9	RAIFFEISEN BANKA	22,901,709	4,623,721	27,525,430	5.20%
10	KD BANKA	16,941,972	3,350,924	20,292,895	3.83%
11	FACTOR BANKA	14,201,727	5,872,473	20,074,199	3.79%
12	PROBANKA	8,780,354	5,721,649	14,502,003	2.74%
13	SKB BANKA	11,407,767	1,405,000	12,812,767	2.42%
14	HYPO ALPE-ADRIA-BANK	6,864,191	5,648,963	12,513,153	2.36%
15	ARGONOS BPH	12,486,403		12,486,403	2.36%
16	CERTIUS BPH	11,179,974		11,179,974	2.11%
17	DEŽELNA BANKA SLOVENIJE	4,999,480	4,438,579	9,438,058	1.78%
18	PFCI	8,173,243	753,000	8,926,243	1.69%
19	PUBLIKUM	4,640,530	3,582,190	8,222,720	1.55%
20	POTEZA	5,407,057	483,480	5,890,537	1.11%
21	GORENJSKA BANKA	303,637	5,296,200	5,599,837	1.06%
22	MP BPH	5,478,262		5,478,262	1.03%
23	BANKA KOPER	1,642,388		1,642,388	0.31%
24	MOJA DELNICA BPH	1,325,215		1,325,215	0.25%
25	ecetra	791,114		791,114	0.15%
26	BKS BANK AG, Bančna podružnica	14,543		14,543	0.00%
<b>TOTAL</b>		<b>382,106,429</b>	<b>147,358,916</b>	<b>529,465,346</b>	<b>100.00%</b>

\*MP BPH, POTEZA and PUBLIKUM as of 19 Mar 2010 merge in Alta Invest.

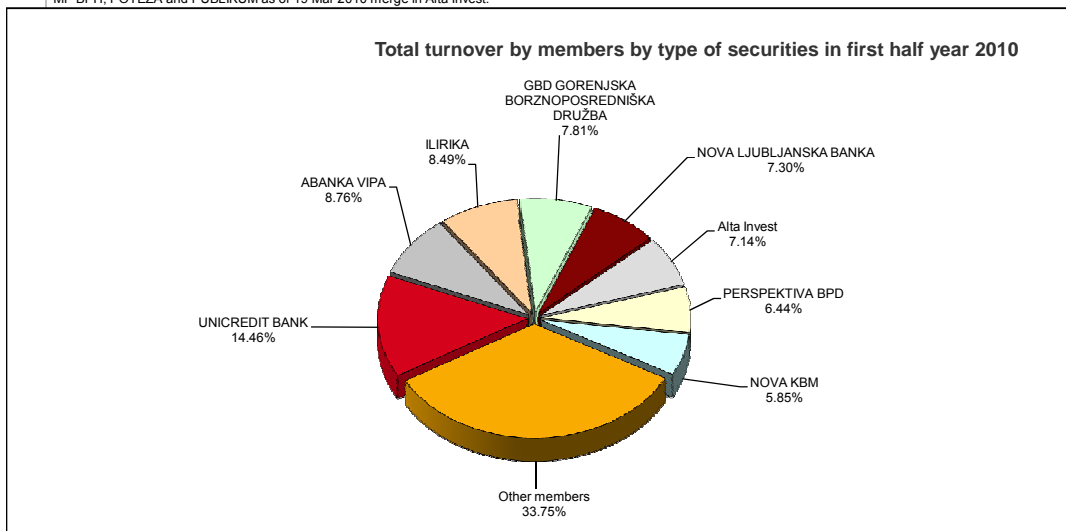


## TURNOVER BY MEMBERS BY TYPE OF SECURITY IN FIRST HALF YEAR 2010

in EUR

Member	Shares	Bonds	Funds	Total (in EUR)	Share in turnover
1 UNICREDIT BANK	60,395,221	16,138,631	24,338	76,558,189	14.46%
2 ABANKA VIPA	38,450,288	5,298,214	2,632,594	46,381,096	8.76%
3 ILIRIKA	20,146,280	23,941,343	849,287	44,936,910	8.49%
4 GBD GORENJSKA BORZNOPOSREDNIŠKA DRUŽBA	28,189,880	4,271,014	8,871,797	41,332,691	7.81%
5 NOVA LJUBLJANSKA BANKA	27,010,997	10,760,693	896,837	38,668,528	7.30%
6 Alta Invest	31,266,616	5,904,346	608,742	37,779,703	7.14%
7 PERSPEKTIVA BPD	17,647,809	16,256,566	190,544	34,094,919	6.44%
8 NOVA KBM	22,522,748	7,936,340	538,480	30,997,568	5.85%
9 RAIFFEISEN BANKA	25,662,566	1,800,096	62,768	27,525,430	5.20%
10 KD BANKA	17,331,033	2,735,695	226,167	20,292,895	3.83%
11 FACTOR BANKA	6,193,963	13,309,301	570,936	20,074,199	3.79%
12 PROBANKA	7,558,895	5,258,239	1,684,868	14,502,003	2.74%
13 SKB BANKA	12,685,076	77,165	50,525	12,812,767	2.42%
14 HYPO ALPE-ADRIA-BANK	8,612,484	3,638,966	261,703	12,513,153	2.36%
15 ARGONOS BPH	9,782,426	603,957	2,100,019	12,486,403	2.36%
16 CERTIUS BPH	4,117,304	6,562,567	500,103	11,179,974	2.11%
17 DEŽELNA BANKA SLOVENIJE	7,147,402	1,599,795	690,862	9,438,058	1.78%
18 PFCI	5,944,964	2,060,288	920,990	8,926,243	1.69%
19 PUBLIKUM	8,137,354	73,718	11,647	8,222,720	1.55%
20 POTEZA	4,764,747	350,171	775,620	5,890,537	1.11%
21 GORENJSKA BANKA	5,475,834	74,147	49,856	5,599,837	1.06%
22 MP BPH	3,692,612	1,017,163	768,487	5,478,262	1.03%
23 BANKA KOPER	1,404,525	186,338	51,525	1,642,388	0.31%
24 MOJA DELNICA BPH	1,013,356	35,176	276,682	1,325,215	0.25%
25 ecetra	763,145		27,969	791,114	0.15%
26 BKS BANK AG, Bančna podružnica	14,525		19	14,543	0.00%
<b>TOTAL</b>	<b>375,932,051</b>	<b>129,889,930</b>	<b>23,643,364</b>	<b>529,465,346</b>	<b>100.00%</b>

\*MP BPH, POTEZA and PUBLIKUM as of 19 Mar 2010 merge in Alta Invest.



## C7) HISTORICAL TURNOVER SERIES

### MONTHLY TURNOVER ON ORGANIZED MARKET

Total turnover and trades						
Month	Number of trading days	Turnover via BTS (in EUR)			Number of trades via BTS	
		per month	average per day	average per trade	per month	average per day
<b>Year 2009</b>						
June	21	58,047,409	2,764,162	3,579	16,220	772
July	23	35,744,937	1,554,128	3,195	11,187	486
August	21	327,358,753	15,588,512	27,917	11,726	558
September	22	67,467,274	3,066,694	4,174	16,165	735
October	22	64,539,908	2,933,632	3,593	17,965	817
November	21	32,049,336	1,526,159	2,717	11,794	562
December	20	56,136,722	2,806,836	4,378	12,823	641
<b>TOTAL</b>	<b>251</b>	<b>904,021,130</b>			<b>162,100</b>	
<b>Average 2009</b>	<b>21</b>	<b>75,335,094</b>	<b>3,593,223</b>	<b>5,801</b>	<b>13,508</b>	<b>646</b>
<b>Year 2010</b>						
January	20	39,140,694	1,957,035	3,886	10,072	504
February	19	40,254,103	2,118,637	3,812	10,560	556
March	23	66,028,343	2,870,798	5,357	12,326	536
April	19	36,960,277	1,945,278	4,107	9,000	474
May	21	39,408,936	1,876,616	3,716	10,605	505
June	21	42,940,319	2,044,777	4,737	9,065	432
<b>TOTAL</b>	<b>123</b>	<b>264,732,672</b>			<b>61,628</b>	
<b>Average 2010</b>	<b>21</b>	<b>44,122,112</b>	<b>2,135,523</b>	<b>4,269</b>	<b>10,271</b>	<b>501</b>

### TURNOVER BY SECURITIES ON ALL MARKETS OF LJUBLJANA STOCK EXCHANGE IN YEARS 1998 - 2010

Total turnover and trades						
Year	Number of trading days	Turnover via BTS (in EUR)			Number of trades via BTS	
		per year	average per day	average per trade	per year	average per day
2010	123	264,732,672	2,135,523	4,269	61,628	501
2009	251	904,021,130	3,593,223	5,801	162,100	646
2008	250	1,285,790,498	5,129,748	4,907	249,679	998
2007	246	2,226,900,708	9,052,442	7,871	282,939	1,150
2006	247	996,477,198	4,034,321	4,353	228,941	927
2005	250	579,204,722	2,316,819	2,263	255,908	1,024
2004	255	837,861,029	3,285,730	2,382	351,760	1,379
2003	249	700,844,661	2,814,637	2,058	340,582	1,368
2002	247	1,156,611,591	4,682,638	2,563	451,250	1,827
2001	247	707,615,828	2,864,841	2,221	318,645	1,290
2000	249	1,174,224,149	4,715,760	2,971	395,284	1,587
1999	254	1,397,785,135	5,503,091	3,134	445,966	1,756
1998	252	2,259,292,124	8,965,445	9,531	237,049	941

## MONTHLY TURNOVER WITH REGULAR TRADES

Month	Number of trading days	Turnover (in EUR)		average per trade	Number of trades	
		per month	average per day		per month	average per day
<b>Year 2009</b>						
June	21	49,491,986	2,356,761	3,055	16,198	771
July	23	33,070,214	1,437,835	2,957	11,184	486
August	21	28,755,334	1,369,302	2,459	11,694	557
September	22	46,171,851	2,098,721	2,862	16,135	733
October	22	55,724,596	2,532,936	3,106	17,940	815
November	21	29,838,452	1,420,879	2,532	11,786	561
December	20	46,851,994	2,342,600	3,658	12,807	640
<b>TOTAL</b>	<b>251</b>	<b>478,251,657</b>			<b>149,074</b>	
<b>Average 2009</b>	<b>21</b>	<b>39,854,305</b>	<b>1,904,773</b>	<b>2,921</b>	<b>13,490</b>	<b>645</b>
<b>Year 2010</b>						
January	20	30,696,909	1,534,845	3,055	10,048	502
February	19	22,828,293	1,201,489	2,166	10,537	555
March	23	43,828,458	1,905,585	3,566	12,291	534
April	19	29,871,456	1,572,182	3,327	8,978	473
May	21	36,507,974	1,738,475	3,445	10,597	505
June	21	27,320,125	1,300,958	3,022	9,041	431
<b>TOTAL</b>	<b>123</b>	<b>191,053,215</b>			<b>61,492</b>	
<b>Average 2010</b>	<b>21</b>	<b>31,842,203</b>	<b>1,542,256</b>	<b>3,097</b>	<b>10,249</b>	<b>500</b>

## MONTHLY TURNOVER WITH BLOCK TRADES

Month	Number of trading days	Turnover (in EUR)		average per trade	Number of trades	
		per month	average per day		per month	average per day
<b>Year 2009</b>						
June	21	8,555,424	407,401	388,883	22	1
July	23	2,674,723	116,292	891,574	3	0
August	21	298,603,419	14,219,210	9,331,357	32	2
September	22	21,295,422	967,974	709,847	30	1
October	22	8,815,312	400,696	352,612	25	1
November	21	2,210,884	105,280	276,361	8	0
December	20	9,284,728	464,236	580,296	16	1
<b>TOTAL</b>	<b>251</b>	<b>425,769,473</b>			<b>219</b>	
<b>Average 2009</b>	<b>21</b>	<b>35,480,789</b>	<b>1,688,449</b>	<b>1,365,978</b>	<b>18</b>	<b>1</b>
<b>Year 2010</b>						
January	20	8,443,785	422,189	351,824	24	1
February	19	17,425,810	917,148	757,644	23	1
March	23	22,199,885	965,212	634,282	35	2
April	19	7,088,821	373,096	322,219	22	1
May	21	2,900,963	138,141	362,620	8	0
June	21	15,620,194	743,819	650,841	24	1
<b>TOTAL</b>	<b>123</b>	<b>73,679,458</b>			<b>136</b>	
<b>Average 2010</b>	<b>21</b>	<b>12,279,910</b>	<b>593,268</b>	<b>513,239</b>	<b>23</b>	<b>1</b>

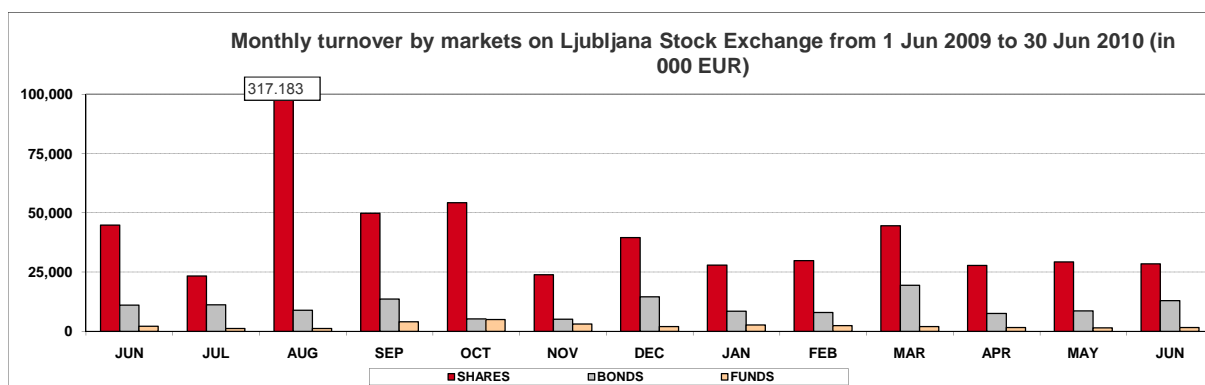


### MONTHLY TURNOVER VIA BTS BY MARKETS ON LJUBLJANA STOCK EXCHANGE (in EUR)

	Equity market			Fund market				Povprečni dnevni promet	TOTAL	MoM Index
	Prime market	Standard market	Entry market	Closed-end fund market	Plus market	General market	Bond market			
<b>Year 2009</b>										
June	36,356,169	6,517,622	1,931,906	1,856,699	32,520	264,245	11,088,249	2,764,162	58,047,409	81
July	20,284,344	2,197,606	875,420	1,017,702	1,426	196,475	11,171,964	1,554,128	35,744,937	62
August	173,313,139	142,888,870	980,941	906,867	820	308,436	8,959,680	15,588,512	327,358,753	916
September	42,226,325	5,748,478	1,779,838	3,499,207	1,139	564,039	13,648,247	3,066,694	67,467,273	21
October	45,471,760	6,021,766	2,742,248	4,145,210	1,726	851,302	5,305,896	2,933,632	64,539,908	96
November	20,102,257	2,223,347	1,537,398	2,520,312	162	586,526	5,079,335	1,526,159	32,049,336	50
December	29,126,672	3,285,297	7,180,930	1,451,681	7,662	543,129	14,541,350	2,806,836	56,136,722	175
<b>Total 2009</b>	<b>485,764,173</b>	<b>208,530,010</b>	<b>25,515,641</b>	<b>22,550,235</b>	<b>77,702</b>	<b>5,238,914</b>	<b>156,344,455</b>	<b>3,601,678</b>	<b>904,021,131</b>	
<b>Year 2010</b>										
January	20,976,768	5,437,773	1,509,572	2,212,116	3,195	487,185	8,514,087	1,957,035	39,140,694	70
February	17,539,978	11,197,286	1,150,310	1,469,087	28,039	960,956	7,908,446	2,118,637	40,254,103	103
March	38,513,700	3,926,000	2,137,742	1,403,711	306	574,825	19,472,059	2,870,798	66,028,343	164
April	22,761,162	3,827,117	1,227,111	1,218,843	0	384,621	7,541,423	1,945,278	36,960,277	56
May	24,652,363	3,783,378	872,537	1,132,974	2,664	377,801	8,587,218	1,876,616	39,408,936	107
June	24,445,733	2,805,474	1,202,021	877,102	5,104	683,152	12,921,733	2,044,777	42,940,319	109
<b>Total 2010</b>	<b>148,889,705</b>	<b>30,977,029</b>	<b>8,099,292</b>	<b>8,313,834</b>	<b>39,308</b>	<b>3,468,541</b>	<b>64,944,965</b>	<b>2,152,298</b>	<b>264,732,673</b>	

### MONTHLY TURNOVER BY SECURITIES ON LJUBLJANA STOCK EXCHANGE (in EUR)

	Shares	Funds	Bonds	TOTAL	MoM Index
<b>Year 2009</b>					
June	44,805,697	2,153,464	11,088,249	58,047,409	81
July	23,357,370	1,215,603	11,171,964	35,744,937	62
August	317,182,951	1,216,123	8,959,680	327,358,753	916
September	49,754,641	4,064,385	13,648,247	67,467,273	21
October	54,235,774	4,998,238	5,305,896	64,539,908	96
November	23,863,001	3,107,000	5,079,335	32,049,336	50
December	39,592,900	2,002,472	14,541,350	56,136,722	175
<b>Total 2009</b>	<b>719,809,825</b>	<b>27,866,851</b>	<b>156,344,455</b>	<b>904,021,131</b>	
<b>Year 2010</b>					
January	27,924,113	2,702,495	8,514,087	39,140,694	70
February	29,887,574	2,458,082	7,908,446	40,254,103	103
March	44,577,442	1,978,842	19,472,059	66,028,343	164
April	27,815,390	1,603,464	7,541,423	36,960,277	56
May	29,308,279	1,513,440	8,587,218	39,408,936	107
June	28,453,228	1,565,359	12,921,733	42,940,319	109
<b>Total 2010</b>	<b>187,966,026</b>	<b>11,821,682</b>	<b>64,944,965</b>	<b>264,732,673</b>	



## D) MARKET CAPITALISATION

	30 Jun 2009	31 Dec 2009	31 May 2010	30 Jun 2010	Indeks 30 Jun 2010 / 31 May 2010	Indeks 30 Jun 2010 / 31 Dec 2009	Indeks 30 Jun 2010 / 30 Jun 2009	SHARE
<b>EQUITY MARKET</b>	<b>9,215,749,691</b>	<b>8,462,218,087</b>	<b>7,608,142,310</b>	<b>7,541,063,023</b>	<b>99</b>	<b>89</b>	<b>82</b>	<b>35.87%</b>
PRIME MARKET	5,709,943,154	5,247,537,479	4,915,002,725	4,875,433,290	99	93	85	64.65%
STANDARD MARKET	2,284,364,892	2,206,925,165	1,810,161,382	1,810,035,098	100	82	79	24.00%
ENTRY MARKET	1,221,441,645	1,007,755,444	882,978,203	855,594,635	97	85	70	11.35%
Banks	741,245,903	689,862,408	691,618,351	661,458,271	96	96	89	8.77%
Companies	7,887,682,094	7,065,399,282	6,383,027,514	6,349,626,300	99	90	81	84.20%
Insurance companies	586,821,694	706,956,397	533,496,444	529,978,452	99	75		7.03%
<b>BOND MARKET</b>	<b>9,236,772,032</b>	<b>10,821,540,444</b>	<b>13,057,233,461</b>	<b>13,111,012,240</b>	<b>100</b>	<b>121</b>	<b>142</b>	<b>62.37%</b>
State	7,858,405,816	9,486,699,354	11,725,497,599	11,710,062,133	100	123	149	89.31%
Banks	955,136,956	906,648,249	865,303,676	906,616,518	105	100	95	6.91%
Companies	390,619,260	414,618,681	452,858,026	450,759,429	100	109	115	3.44%
Insurance companies	32,610,000	13,574,160	13,574,160	43,574,160	321	321	134	0.33%
<b>FUND MARKET</b>	<b>133,139,645</b>	<b>132,978,784</b>	<b>120,634,405</b>	<b>117,394,924</b>	<b>97</b>	<b>88</b>	<b>88</b>	<b>0.56%</b>
PLUS MARKET	629,661	630,899	607,982	605,290	100			0.52%
GENERAL MARKET	132,509,984	132,347,885	120,026,423	116,789,634	97	88	88	99.48%
<b>CLOSED-END FUND MARKET</b>	<b>257,483,065</b>	<b>251,347,548</b>	<b>252,366,343</b>	<b>251,439,284</b>	<b>100</b>	<b>100</b>	<b>98</b>	<b>1.20%</b>
<b>TOTAL</b>	<b>18,843,144,433</b>	<b>19,668,084,863</b>	<b>21,038,376,519</b>	<b>21,020,909,471</b>	<b>100</b>	<b>107</b>	<b>112</b>	<b>100.00%</b>

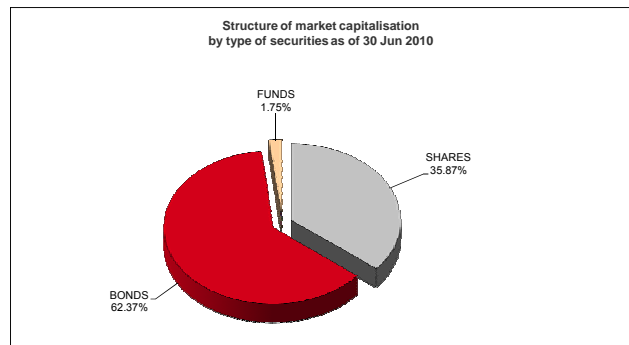
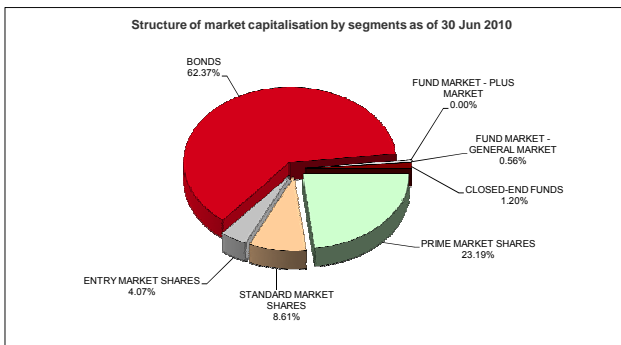
<b>SHARES</b>	<b>9,215,749,691</b>	<b>8,462,218,087</b>	<b>8,217,000,235</b>	<b>7,541,063,023</b>	<b>92</b>	<b>89</b>	<b>82</b>	<b>-</b>
---------------	----------------------	----------------------	----------------------	----------------------	-----------	-----------	-----------	----------

<b>BONDS</b>	<b>9,236,772,032</b>	<b>10,821,540,444</b>	<b>13,028,878,488</b>	<b>13,111,012,240</b>	<b>101</b>	<b>121</b>	<b>142</b>	<b>-</b>
--------------	----------------------	-----------------------	-----------------------	-----------------------	------------	------------	------------	----------

<b>FUNDS</b>	<b>390,622,710</b>	<b>384,326,332</b>	<b>398,568,654</b>	<b>368,834,208</b>	<b>93</b>	<b>96</b>	<b>94</b>	<b>-</b>
--------------	--------------------	--------------------	--------------------	--------------------	-----------	-----------	-----------	----------

On 30 Jun 2010, the total market capitalisation of all shares traded, without investment funds, on the Ljubljana Stock Exchange corresponded to 21.8 % of GDP in 2009Q2-2010Q1 - EUR 34,943 million (as reported by Statistical office of the Republic of Slovenia).

1EUR=1.4134 USD as of 30 Jun 2009 | 1EUR=1.4406 USD as of 31 Dec 2009 | 1EUR=1.2307 USD as of 31 May 2010 | 1EUR=1.2271 USD as of 30 Jun 2010



## D1) MARKET CAPITALISATION OF SHARES

### MARKET CAPITALISATION OF SHARES - PRIME MARKET

Issue	Number of shares traded	Number of issued shares	Share of traded shares	Price as of 30 Jun 2010	Market capitalisation as of 30 Jun 2010 (in EUR)	Market capitalisation as of 30 Jun 2010 (in USD)
1 KRKA	35,426,120	35,426,120	100.00%	65.51 EUR	2,320,765,121	2,847,810,880
2 TELEKOM SLOVENIJE	6,535,478	6,535,478	100.00%	98.67 EUR	644,855,614	791,302,324
3 MERCATOR	3,765,361	3,765,361	100.00%	158.39 EUR	596,395,529	731,836,953
4 PETROL	2,086,301	2,086,301	100.00%	267.80 EUR	558,711,408	685,594,769
5 NOVA KREDITNA BANKA MARIBOR	26,081,979	26,081,979	100.00%	11.15 EUR	290,814,066	356,857,940
6 LUKA KOPER	14,000,000	14,000,000	100.00%	18.12 EUR	253,680,000	311,290,728
7 GORENJE	14,030,000	14,030,000	100.00%	12.73 EUR	178,601,900	219,162,391
8 INTEREUROPA	7,902,413	7,902,413	100.00%	4.00 EUR	31,609,652	38,788,204
<b>TOTAL</b>					<b>4,875,433,290</b>	<b>5,982,644,190</b>

### MARKET CAPITALISATION OF SHARES - STANDARD MARKET

Issue	Number of shares traded	Number of issued shares	Share of traded shares	Price as of 30 Jun 2010	Market capitalisation as of 30 Jun 2010 (in EUR)	Market capitalisation as of 30 Jun 2010 (in USD)
COMMON SHARES					1,799,334,593	2,207,963,479
1 ZAVAROVALNICA TRIGLAV	22,735,148	22,735,148	100.00%	19.65 EUR	446,745,658	548,201,597
2 SAVA	2,006,987	2,006,987	100.00%	186.10 EUR	373,500,281	458,322,194
3 ABANKA	7,198,874	7,200,000	99.98%	50.00 EUR	359,943,700	441,686,914
4 PIVOVARNA LAŠKO	8,611,481	8,611,481	100.00%	18.80 EUR	161,895,843	198,662,389
5 TERME ČATEŽ	9,362,519	9,362,519	100.00%	180.00 EUR	89,463,960	109,781,225
6 POZAVAROVALNICA SAVA	497,022	497,022	100.00%	8.89 EUR	83,232,794	102,134,961
7 SALUS	134,980	134,980	100.00%	433.55 EUR	58,520,579	71,810,602
8 AERODROM LJUBLJANA	1,936,229	1,936,229	100.00%	25.12 EUR	48,638,072	59,683,779
9 ISKRA AVTOELEKTRIKA	5,180,000	5,180,000	100.00%	25.20 EUR	40,529,488	49,733,734
10 ISTRABENZ	1,608,313	1,608,313	100.00%	7.60 EUR	39,368,000	48,308,473
11 ŽITO	355,792	355,792	100.00%	87.50 EUR	31,131,800	38,201,832
12 ETOL	254,619	254,619	100.00%	120.00 EUR	30,554,280	37,493,157
13 DELO PRODAJA	593,549	593,549	100.00%	26.00 EUR	15,432,274	18,936,943
14 MLINOTEST	2,389,177	2,389,177	100.00%	5.24 EUR	12,519,287	15,362,418
15 KOMPAS MTS	594,601	594,601	100.00%	8.50 EUR	5,054,109	6,201,897
16 NIKA	189,876	189,876	100.00%	14.77 EUR	2,804,469	3,441,363
PREFERRED SHARES					10,700,505	13,130,590
1 PROBANKA	396,315	400,000	99.08%	27.00 EUR	10,700,505	13,130,590
<b>TOTAL</b>					<b>1,810,035,098</b>	<b>2,221,094,069</b>

EXCHANGE RATE 1 EUR= 1.2271 USD as of 30 Jun 2010

## MARKET CAPITALISATION OF SHARES - ENTRY MARKET

Issue	Number of shares traded	Number of issued shares	Share of traded shares	Price as of 30 Jun 2010	Market capitalisation as of 30 Jun 2010 (in EUR)	Market capitalisation as of 30 Jun 2010 (in USD)
<b>COMMON SHARES</b>					<b>845,079,335</b>	<b>1,036,996,852</b>
1 KD GROUP	2,675,640	2,675,640	100.00%	45.39 EUR	121,447,300	149,027,981
2 HELIOS	278,446	278,446	100.00%	350.00 EUR	97,456,100	119,588,380
3 NFD HOLDING	33,727,196	33,727,196	100.00%	2.80 EUR	94,436,149	115,882,598
4 KD	186,436	186,436	100.00%	479.50 EUR	89,396,062	109,697,908
5 AKTIVA NALOŽBE	18,214,875	18,214,875	100.00%	4.80 EUR	87,431,400	107,287,071
6 CINKARNA CELJE	814,626	814,626	100.00%	49.00 EUR	39,916,674	48,981,751
7 NAMA	953,795	953,795	100.00%	28.00 EUR	26,706,260	32,771,252
8 MAKSIMA INVEST	9,706,289	9,706,289	100.00%	2.49 EUR	24,168,660	29,657,362
9 ZLATA MONETA II	8,232,861	8,232,861	100.00%	2.89 EUR	23,792,968	29,196,351
10 JUTEKS	641,432	641,432	100.00%	35.00 EUR	22,450,120	27,548,542
11 MODRA LINIJA HOLDING	2,192,411	2,192,411	100.00%	7.95 EUR	17,429,667	21,387,945
12 MARINA PORTOROŽ	313,932	313,932	100.00%	55.00 EUR	17,266,260	21,187,428
13 FINETOL	317,898	317,898	100.00%	50.00 EUR	15,894,900	19,504,632
14 GRAND HOTEL UNION	1,814,613	1,814,613	100.00%	8.40 EUR	15,242,749	18,704,378
15 PLAMA - PUR	686,798	686,798	100.00%	15.94 EUR	10,947,560	13,433,751
16 MERCATA	2,891,874	2,891,874	100.00%	3.70 EUR	10,699,934	13,129,889
17 HRAM HOLDING	4,346,667	4,346,667	100.00%	2.20 EUR	9,562,667	11,734,349
18 GEA	1,254,960	1,254,960	100.00%	6.90 EUR	8,659,224	10,625,734
19 M1	3,932,515	3,932,515	100.00%	1.81 EUR	7,117,852	8,734,316
20 VIPA HOLDING	7,347,565	7,347,565	100.00%	0.950 EUR	6,987,534	8,574,403
21 TRIGLAV NALOŽBE	13,182,366	13,182,366	100.00%	0.500 EUR	6,591,183	8,088,041
22 ALPETOUR POTOVALNA AGENCIJA	497,847	497,847	100.00%	12.50 EUR	6,223,088	7,636,351
23 TRDNJAVA HOLDING	2,593,123	2,593,123	100.00%	2.35 EUR	6,093,839	7,477,750
24 MP FINANCE	75,000	75,000	100.00%	80.00 EUR	6,000,000	7,362,600
25 MELAMIN	349,913	349,913	100.00%	16.79 EUR	5,875,039	7,209,261
26 DATALAB TEHNOLOGIJE	106,519	106,519	100.00%	55.00 EUR	5,858,545	7,189,021
27 SLOVENIJALES	273,377	273,377	100.00%	19.05 EUR	5,207,832	6,390,530
28 CETIS	200,000	200,000	100.00%	25.00 EUR	5,000,000	6,135,500
29 MP NALOŽBE	400,000	400,000	100.00%	12.00 EUR	4,800,000	5,890,080
30 ZVON ENA HOLDING	12,431,743	12,431,743	100.00%	0.360 EUR	4,475,427	5,491,797
31 GORIŠKE OPEKARNE	523,634	523,634	100.00%	8.00 EUR	4,189,072	5,140,410
32 TERME DOBRNA	692,542	692,542	100.00%	6.00 EUR	4,155,252	5,098,910
33 ALPOS	144,913	144,913	100.00%	27.00 EUR	3,912,651	4,801,214
34 AGROGORICA	400,000	400,000	100.00%	9.22 EUR	3,688,000	4,525,545
35 TRDNJAVA I HOLDING	891,750	891,750	100.00%	4.00 EUR	3,567,000	4,377,066
36 VELANA	1,409,645	1,409,645	100.00%	2.30 EUR	3,242,184	3,978,483
37 KS NALOŽBE	3,909,878	3,909,878	100.00%	0.760 EUR	2,971,507	3,646,337
38 INTERTRADE ITA	69,531	69,531	100.00%	40.49 EUR	2,815,310	3,454,667
39 ZVON DVA HOLDING	14,120,934	14,120,934	100.00%	0.170 EUR	2,386,438	2,928,398
40 KOŠAKI TMI	40,374	40,374	100.00%	58.00 EUR	2,341,692	2,873,490
41 ELMO	708,000	708,000	100.00%	3.00 EUR	2,124,000	2,606,360
42 JAVOR PIVKA	1,134,022	1,134,022	100.00%	1.60 EUR	1,814,435	2,226,493
43 TEKSTINA	1,127,293	1,127,293	100.00%	1.40 EUR	1,578,210	1,936,622
44 INLES	712,410	712,410	100.00%	2.20 EUR	1,567,302	1,923,236
45 SIVENT	1,229,712	1,229,712	100.00%	0.320 EUR	393,508	482,873
46 MAKSIMA HOLDING	6,399,850	6,399,850	100.00%	0.060 EUR	383,991	471,195
47 ZDRAVILIŠČE ROGAŠKA	901,581	961,898	93.73%	0.400 EUR	361,534	443,638
48 JELEN GOSTINSKO PODJETJE	67,798	67,798	100.00%	3.34 EUR	226,445	277,871
49 CENTER NALOŽBE	3,777,004	3,777,004	100.00%	0.050 EUR	188,850	231,738
50 D NALOŽBE	90,810	90,810	100.00%	0.410 EUR	36,960	45,353
<b>PREFERRED SHARES</b>					<b>10,515,300</b>	<b>12,903,324</b>
1 PRVA GROUP	170,000	170,000	100.00%	38.00 EUR	6,460,000	7,927,066
2 KD GROUP	266,413	266,413	100.00%	15.09 EUR	4,020,172	4,933,153
3 ZDRAVILIŠČE ROGAŠKA	28,102	30,000	93.67%	1.25 EUR	35,128	43,105
<b>TOTAL</b>					<b>855,594,635</b>	<b>1,049,900,176</b>

EXCHANGE RATE	1 EUR=	1.2271 USD as of 30 Jun 2010
---------------	--------	------------------------------



### D3) MARKET CAPITALISATION OF INVESTMENT FUNDS

#### MARKET CAPITALISATION OF OPEN-END FUNDS - PLUS MARKET

Mutual fund / ETF	Number of coupons traded	Price as of 30 Jun 2010	Market capitalisation as of 30 Jun 2010 (in EUR)	Market capitalisation as of 30 Jun 2010 (in USD)
1 INDEKSNI VZAJEMNI SKLAD PB URANIUM INDEX	528,152	0.620 EUR	325,870	399,875
2 INDEKSNI VZAJEMNI SKLAD PB BIOTECH INDEX	242,974	1.15 EUR	279,420	342,876
<b>TOTAL</b>			<b>605,290</b>	<b>742,751</b>

#### MARKET CAPITALISATION OF OPEN-END FUNDS - GENERAL MARKET

Mutual fund / ETF	Number of coupons traded	Price as of 30 Jun 2010	Market capitalisation as of 30 Jun 2010 (in EUR)	Market capitalisation as of 30 Jun 2010 (in USD)
1 INFOND GLOBAL	5,830,354	9.35 EUR	54,513,810	66,893,896
2 PROBANKA GLOBALNI NALOŽBENI SKLAD	54,203,762	0.680 EUR	36,912,762	45,295,650
3 INFOND DYNAMIC	4,725,563	4.37 EUR	20,650,710	25,340,487
4 ALTA EUROSTOCK	1,013,409	4.65 EUR	4,712,352	5,782,527
<b>TOTAL</b>			<b>116,789,634</b>	<b>143,312,560</b>

#### MARKET CAPITALISATION OF CLOSE-END FUNDS

Investment company	Number of shares traded	Price as of 30 Jun 2010	Market capitalisation as of 30 Jun 2010 (in EUR)	Market capitalisation as of 30 Jun 2010 (in USD)
1 NFD 1 DELNIŠKI INVESTICIJSKI SKLAD	160,580,300	0.870 EUR	139,383,700	171,037,739
2 KRONA SENIOR ID	6,295,193	8.13 EUR	51,179,919	62,802,879
3 KD ID	9,181,542	5.06 EUR	46,458,603	57,009,351
4 ZVON ENA ID	2,277,577	6.33 EUR	14,417,062	17,691,177
<b>TOTAL</b>			<b>251,439,284</b>	<b>308,541,146</b>

EXCHANGE RATE	1 EUR=	1.2271 USD as of 30 Jun 2010
---------------	--------	------------------------------

## E) OTHER

### E1) INDICATORS AS OF 30 JUN 2010

ISSUE	Price as of 30 Jun 2010	Total net profit (loss) in 000 EUR in 2009	Earning per share as of 31 Dec 2009	P / E (1)	Dividend for 2008	Dividend yield	Book value as of 31 Dec 2009	P / B (1)	Turnover ratio (2)
Gorenje	12.73 EUR	(11,504 EUR)	(0.83 EUR)	(3)			25.91 EUR	0.49	8.65%
Intereuropa	4.00 EUR	(54,193 EUR)	(6.87 EUR)	(3)			22.64 EUR	0.18	11.55%
Krka	65.51 EUR	173,766 EUR	5.14 EUR	12.74	1.10 EUR	1.68%	26.60 EUR	2.46	8.61%
Luka Koper (4)	18.12 EUR	(66,304 EUR)	(4.74 EUR)	(3)			17.65 EUR	1.03	3.36%
Mercator	158.39 EUR	21,232 EUR	5.70 EUR	27.77	4.50 EUR	2.84%	215.38 EUR	0.74	29.34%
Nova KBM	11.15 EUR	10,432 EUR	0.40 EUR	27.88			15.04 EUR	0.74	7.24%
Petrol (6)	279.27 EUR	10,426 EUR	5.06 EUR	55.22	5.90 EUR	2.11%	168.62 EUR	1.66	4.69%
Telekom Slovenije (6)	98.67 EUR	24,608 EUR	3.78 EUR	26.08	6.00 EUR	6.08%	160.53 EUR	0.61	3.38%
<b>PRIME MARKET AVERAGE (6)</b>				<b>44.95</b>		<b>2.20%</b>		<b>1.13</b>	<b>9.54%</b>
Abanka Vipava	50.00 EUR	22,121 EUR	3.08 EUR	16.25	0.63 EUR	1.26%	50.07 EUR	1.00	0.26%
Aerodrom (4)	25.12 EUR	6,109 EUR	1.61 EUR	15.61	0.43 EUR	1.71%	31.54 EUR	0.80	9.07%
Delo Prodaja (5)	26.00 EUR	(60,026 EUR)	(108.99 EUR)	(3)	0.70 EUR	2.69%	37.38 EUR	0.70	0.95%
Etol	120.00 EUR	(854 EUR)	(3.35 EUR)	(3)	2.50 EUR	2.08%	129.26 EUR	0.93	1.01%
Iskra Avtoelektrika	25.20 EUR	(15,302 EUR)	(9.57 EUR)	(3)			19.21 EUR	1.31	3.01%
Istrabenz	7.60 EUR	(75,792 EUR)	(14.63 EUR)	(3)			(4.38 EUR)	(3)	19.22%
Kompas MTS	8.50 EUR	1,248 EUR	2.10 EUR	4.05			80.19 EUR	0.11	0.24%
Mlinotest	5.24 EUR	878 EUR	0.37 EUR	14.22			10.83 EUR	0.48	0.11%
Nika (5)	14.77 EUR	(402 EUR)	(2.12 EUR)	(3)			14.55 EUR	1.01	0.02%
Pivovarna Laško	18.80 EUR	(156,950 EUR)	(17.99 EUR)	(3)			17.38 EUR	1.08	58.27%
Pozavarovalnica Sava	8.89 EUR	(25,122 EUR)	(2.92 EUR)	(3)			16.28 EUR	0.55	4.47%
Salus (5)	433.55 EUR	6,328 EUR	50.09 EUR	8.66	40.00 EUR	9.23%	422.32 EUR	1.03	4.03%
Sava	186.10 EUR	23,577 EUR	11.77 EUR	15.82	3.20 EUR	1.72%	236.09 EUR	0.79	3.00%
Terme Čatež	180.00 EUR	4,003 EUR	8.17 EUR	22.04	5.00 EUR	2.78%	213.57 EUR	0.84	0.25%
Zavarovalnica Triglav	19.65 EUR	(4,811 EUR)	(0.21 EUR)	(3)	0.10 EUR	0.51%	19.79 EUR	0.99	2.98%
Žito	87.50 EUR	2,187 EUR	6.20 EUR	(3)	3.05 EUR	3.49%	192.27 EUR	0.46	3.07%
<b>STANDARD MARKET AVERAGE (6)</b>				<b>(3)</b>		<b>1.33%</b>		<b>0.86</b>	<b>7.82%</b>

Calculated on the basis of last audited consolidated financial statements. Average number of shares traded in last 2 years has been used for the calculations.

(1) P / E = price / earnings per share.

(2) Yearly turnover / average market capitalisation (based on data at the end of current month, before 6 months and before 12 months).

(3) Not applicable.

(4) By Aerodrom Ljubljana P / E is calculated on all shares.

(5) Calculated on the basis of audit consolidated financial statements based on Slovene accounting standards.

(6) Average ratios (illiquid companies excluded).

Average P/E = total market capitalisation of common shares listed (30 Jun 2010) / total net profit of companies listed on prime market or official market (in 2009), adjusted with share of listed securities.

Average div. yield = total dividends, paid by the companies listed in 2009, adjusted with share of listed securities / total market capitalisation of common shares on prime market or official market (30 Jun 2010).

Average price / book value = total market capitalisation of common shares listed (30 Jun 2010) / total equity of companies listed on prime market or official market (31 Dec 2009), adjusted with share of listed securities.

## E2) RECORD VALUES

### RECORD DAILY TURNOVER IN 2010

10 Mar 2010

	Turnover (in EUR)	Number of bargains	Volume in pieces
Navadni posli	1,511,865	454	70,983
Aplikacije	157,299	49	6,676
Svežnji	8,884,941	5	83,919
<b>SKUPAJ</b>	<b>10,554,105</b>	<b>508</b>	<b>161,578</b>

### MAX AND MIN VALUE OF TURNOVER AND INDICES

	In 2010		1990-2009	
Monthly turnover - block trades excluded (in 000 EUR)	66,028	March	327,358.75	August 2009
Daily turnover - block trades excluded (in 000 EUR)	10,554	10 Mar 2010	158,863.33	5 Aug 2009
Number of bargains per day - block trades excluded	932	7 May 2010	6,391	27 Dec 2002
Value of block trade (in 000 EUR)	3,967	10 Mar 2010	75,012.95	23 Nov 2005
Max value of SBI TOP index	1,020.62	5 Jan 2010	2,674.69	31 Aug 2007
Min value of SBI TOP index	<b>853.31</b>	<b>9 Jun 2010</b>	534.14	8 Jul 2003
Max value of LJSEX index	4,201.97	6 Jan 2010	12,242.01	31 Aug 2007
Min value of LJSEX index	<b>3,486.04</b>	<b>9 Jun 2010</b>	891.93	10 Sep 1996
<b>Other</b>				
Market capitalisation of shares in EURm	8,506	31 Jan 2010	19,806	31 Aug 2007
End of month share in market cap of foreign investors	<b>8.72%</b>	<b>30 Jun 2010</b>	19.68%	31 Dec 2002



### E3) NEW LISTED AND DELISTED SECURITIES AND CHANGES IN 2010

#### EQUITY MARKET - ENTRY MARKET

Issuer	Trading code	Type of share	Number of shares	Nominal value	Listing date	First trading day	First price
AGROGORICA	AGOG	common	400,000	no par value	31 Mar 2010	31 Mar 2010	8.75 EUR

#### BOND MARKET

Issuer	Trading code	Nomin. value of issue	Issue	Listing date	First trading day
KB1909 Finančna družba	KBG2	10,250,000 EUR	2 <sup>nd</sup> issue	19 Jan 2010	21 Jan 2010
REPUBLIKA SLOVENIJA	RS67	1,500,000,000 EUR	67 <sup>th</sup> issue	26 Jan 2010	27 Jan 2010
REPUBLIKA SLOVENIJA	RS68	1,000,000,000 EUR	68 <sup>th</sup> issue	18 Mar 2010	18 Mar 2010
NOVA KBM	KBM9	26,030,000 EUR	9 <sup>th</sup> issue	26 Jan 2010	29 Mar 2010
NOVA LJUBLJANSKA BANKA	NLB25	12,500,000 EUR	25 <sup>th</sup> issue	14 Apr 2010	14 Apr 2010
SAVA	SA02	26,500,000 EUR	2 <sup>nd</sup> issue	27 May 2010	27 May 2010
BANKA CELJE	BCE13	40,000,000 EUR	13 <sup>th</sup> issue	30 Jun 2010	30 Jun 2010
ZAVAROVALNICA TRIGLAV	ZT02	30,000,000 EUR	2 <sup>nd</sup> issue	30 Jun 2010	30 Jun 2010

Issuer	Trading code	Type of share	Delisting date
GORENJSKI TISK	GTKG	common	2 Mar 2010

#### FUND MARKET - GENERAL MARKET

Issuer	Trading code	Delisting date
MP-BALKAN.SI	MPBL	15 Apr 2010

#### INCREASED LISTING OF SECURITIES

##### SHARES - ENTRY MARKET

Izdajatelj	Trading code	Type of shares	Number of shares before increase	Number of shares after increase	Increase date
FINETOL	FINR	common	254,619	317,898	21 May 2010

#### REDUCED LISTING OF SECURITIES

##### SHARES - ENTRY MARKET

Izdajatelj	Trading code	Type of shares	Number of shares before reduction	Number of shares after reduction	Reduction date
JAVOR PIVKA	JPIG	common	1,194,700	1,134,022 EUR	13 Jan 2010
MP NALOŽBE	MPLR	common	800,000	400,000 EUR	1 Apr 2010
KOŠAČKI TMI	TKMG	common	43,236	40,374	28 May 2010

#### CLOSED END FUND MARKET

Izdajatelj	Trading code	Type of shares	Number of shares before reduction	Number of shares after reduction	Reduction date
KRONA SENIOR ID	SNOG	common	6,895,504	6,295,193	13 May 2010

#### EXPIRED BONDS

Issuer	Trading code	Issue	Last trading day
NOVA KBM	KBM8	8 <sup>th</sup> issue	1 Feb 2010
REPUBLIKA SLOVENIJA	RS60	60 <sup>th</sup> issue	24 Mar 2010
BANKA CELJE	BCE7	7 <sup>th</sup> issue	25 Mar 2010
BANKA CELJE	BCE9	9 <sup>th</sup> issue	15 Apr 2010
REPUBLIKA SLOVENIJA	RS18	18 <sup>th</sup> issue	26 Apr 2010
BANKA VIPA	AB07	7 <sup>th</sup> issue	21 May 2010

## F) LIST OF SECURITIES

### F1) EQUITY MARKET

#### PRIME MARKET

Issuer	Trading code	First trading day	Nominal value of issue listed	Number of shares traded	Isin code	Sector
1 GORENJE	GRVG	10 Nov 2000 (2 June 1998 free market)	no par value	14,030,000	SI 003110407 6	household appliances
2 INTEREUROPA	IEKG	12 Jan 1998	no par value	7,902,413	SI 003110009 0	retail trade
3 LUKA KOPER	LKPG	20 Nov 1996	no par value	14,000,000	SI 003110134 6	transport
4 KRKA	KRKG	4 Nov 1997	no par value	35,426,120	SI 003110212 0	pharmaceutical & chemical industry
5 MERCATOR	MELR	22 Dec 1997	no par value	3,765,361	SI 003110008 2	commerce industry, agriculture
6 NOVA KBM	KBMR	10 Dec 2007	no par value	26,081,979	SI 002110405 2	banking
7 PETROL	PETG	5 May 1997	no par value	2,086,301	SI 003110215 3	crude-oil and gas trade
8 TELEKOM SLOVENIJE	TLSG	2 Oct 2006	no par value	6,535,478	SI 0031104290	telecommunication

#### STANDARD MARKET - COMMON SHARES

Issuer	Trading code	First trading day	Nominal value of issue listed	Number of shares traded	Isin code	Sector
1 ABANKA VIPA	ABKN	27 Oct 2008	no par value	7,198,874	SI 002110860 8	banking
2 AERODROM	AELG	8 Oct 1997	no par value	1,936,229	SI 003110327 6	airport services
3 DELO PRODAJA	DPRG	12 Feb 2001	no par value	593,549	SI 003110707 9	trade
4 ETOL	ETOG	21 Feb 1997	no par value	254,619	SI 003110133 8	essential oils and fragrances production
5 ISKRA AVTOELEKTRIKA	IALG	16 Oct 2006	no par value	1,608,313	SI 003110704 6	production of electrical equipment for machinery and vehicles
6 ISTRABENZ	ITBG	16 June 1997	no par value	5,180,000	SI 003110207 0	holding companies management
7 KOMPAS MTS	MTSG	8 Dec 2000	no par value	594,601	SI 003110370 6	catering service, border-crossing and tourist services
8 MLINOTEST	MAJG	3 Apr 2000	no par value	2,389,177	SI 003110820 0	food processing industry
9 NIKA	NIKN	23 June 1992	no par value	189,876	SI 003110079 3	financial consultancy and services
10 PIVOVARNA LAŠKO	PILR	1 Feb 2000	no par value	8,611,481	SI 003110741 8	brewery
11 POZAVAROVALNICA SAVA	POSR	12 Jun 2008	no par value	9,362,519	SI 002111051 3	reinsurance
12 SALUS	SALR	16 Jan 1992	no par value	134,980	SI 003110568 5	full-line pharmaceutical wholesale
13 SAVA	SAVA	6 Jan 2000	no par value	2,006,987	SI 003110845 7	chemicals
14 TERME ČATEŽ	TCRG	26 Aug 1993	no par value	497,022	SI 003110063 7	health resort
15 ZAVAROVALNICA TRIGLAV	ZVTG	9 Sep 2008	no par value	22,735,148	SI 002111165 1	insurance company
16 ŽITO	ZTOG	20 Mar 2000	no par value	355,792	SI 003110844 0	flour, bread, pasta and sweets production

#### STANDARD MARKET - PREFERRED SHARES

Issuer	Trading code	First trading day	Nominal value of issue listed	Number of shares traded	Isin code	Sector
1 PROBANKA	PRBP	30 Mar 1993	no par value	396,315	SI 002120040 5	banking

#### ENTRY MARKET - COMMON SHARES

Issuer	Trading code	First trading day	Nominal value of issue listed	Number of shares traded	Isin code	Sector
1 AGROGORICA	AGOG	31 Mar 2010	no par value	400,000	SI 003110774 3	
2 AKTIVA NALOŽBE	ATPG	27 Feb 2004	no par value	18,214,875	SI 002111216 2	holding companies management
3 ALPETOUR	APAG	2 Aug 2000	no par value	497,847	SI 003110989 3	passengers transportat
4 ALPOS	APOG	10 Apr 2006	no par value	144,913	SI 003111342 4	production of metal goods and equipment
5 CENTER NALOŽBE	IFHR	22 Jul 2004	no par value	3,777,004	SI 002111308 7	holding companies management
6 CETIS	CETG	10 Mar 1997	no par value	200,000	SI 003110084 3	paper industry and graphics
7 CINKARNA CELJE	CICG	6 Mar 1998	no par value	814,626	SI 003110380 5	metallurgic and chemical industry
8 D NALOŽBE	DFNR	31 Mar 2008	no par value	90,810	SI 003111394 5	holding companies management
9 DATALAB	DATR	30 Jun 2008	no par value	106,519	SI 003111451 3	software development
10 ELMO	IELG	22 Feb 2001	no par value	708,000	SI 003111026 3	electrical installations
11 FINETOL	FINR	29 Feb 2008	no par value	317,898	SI 002111396 2	holding companies management
12 GEĀ TOVARNA OLJA	GSBG	30 June 1996	no par value	1,254,960	SI 003110129 6	oil - producing industry
13 GORIŠKE OPEKARNE	GORG	8 Mar 1999	no par value	523,634	SI 003110499 3	production of different clay brick products
14 GRAND HOTEL UNION	GHUG	5 Jan 2000	no par value	1,814,613	SI 003110865 5	hotel industry
15 HELIOS	HDOG	19 Sep 1996	11,694,732 SIT	278,446	SI 003110114 8	intermediary on fuel, mine sector
16 HRAM HOLDING	ST1R	27 Jan 2004	no par value	4,346,667	SI 002111210 5	holding companies management
17 INLES	IHPG	8 Oct 1999	no par value	712,410	SI 003110745 9	production of furniture
18 INTERTRADE ITA	INRG	20 Oct 1997	2,920,302 EUR	69,531	SI 003110333 4	mechanical engineering representative
19 JAVOR	JPIG	13 Nov 2000	no par value	1,134,022	SI 003110910 9	production of plywood, bound and layer wood, fibre and other slabs
20 JELEN	JESG	29 Nov 1999	67,798,000 EUR	67,798	SI 003110430 8	restaurant & hotel capacities
21 JUTEKS	JTKG	2 Nov 1999	no par value	641,432	SI 003110786 3	floor panel production on various linings

22	KD GROUP	KDHR	5 Feb 2001	no par value	2,675,640	SI 003111046 1	holding companies management
23	KOŠAKI	TKMG	11 Oct 1999	no par value	40,374	SI 003110424 1	secondary meat industry and production of meat products
24	KS NALOŽBE	KSFR	24 Dec 2007	no par value	3,909,878	SI 002111385 5	holding companies management
25	MARINA	MAPG	19 Sep 1996	no par value	313,932	SI 003110058 7	nautical and hotel industry
26	MAKSIMA HOLDING	MAHR	6 May 2003	no par value	6,399,850	SI 002111151 1	holding companies management
27	MAKSIMA INVEST	MKIR	26 Oct 2004	no par value	9,706,289	SI 002111319 4	holding companies management
28	MP NALOŽBE	MPLR	12 Dec 1997	no par value	400,000	SI 002110324 5	financial consulting
29	MP FINANCE	MDUR	13 Dec 2007	no par value	75,000	SI 002111160 2	holding companies management
30	MELAMIN	MKOG	23 Sep 1996	no par value	349,913	SI 003110130 4	chemical industry
31	MERCATA	MR0R	27 Jul 2004	no par value	2,891,874	SI 002111199 0	holding companies management
32	MODRA LINIJA HOLDING	MLHR	20 Nov 2002	no par value	2,192,411	SI 002111058 8	holding companies management
33	M1	MR1R	4 Aug 2004	no par value	3,932,515	SI 002111311 1	holding companies management
34	NAMA	NALN	30 Apr 2004	no par value	953,795	SI 003110269 0	retail trade and renting of business premises
35	NFD HOLDING	NF2R	10 Dec 2003	no par value	33,727,196	SI 002111200 6	holding companies management
36	PLAMA PUR	POPG	6 Dec 1999	no par value	686,798	SI 003110822 6	production and refashioning of poliuretanic (plastic) foams
37	KD	SKDR	21 Dec 2000	no par value	186,436	SI 003111016 4	holding companies management
38	SIVENT	SING	27 Feb 2008	no par value	1,229,712	SI 002111139 6	venture capital investing
39	SLOVENIJALES	SLLG	8 May 1996	no par value	273,377	SI 003110040 5	commerce, engineering, representation
40	TEKSTINA	TEAG	12 Feb 1997	no par value	1,127,293	SI 003110221 1	textile industry
41	TERME DOBRNA	ZDDG	5 July 1999	no par value	692,542	SI 003110539 6	medical services, tourist and hotel trade
42	TRDNJAVA HOLDING	TR0R	31 Mar 2004	no par value	2,593,123	SI 002111219 6	holding companies management
43	TRDNJAVA I HOLDING	TR1R	31 Mar 2004	no par value	891,750	SI 002111220 4	holding companies management
44	TRIGLAV NALOŽBE	TRSG	7 Apr 2004	no par value	13,182,366	SI 002111223 8	holding companies management
45	VELANA,	VLJG	23 Dec 2002	no par value	1,409,645	SI 003110069 4	non-clothing textile manufacturer
46	VIPA HOLDING	VHDR	5 Nov 2003	no par value	7,347,565	SI 002111131 3	other financial intermediation
47	ZDRAVILIŠČE ROGAŠKA	RGS	11 Feb 1999	901,581,000 EUR	901,581	SI 003110489 4	health resort
48	ZLATA MONETA II	ZM2R	13 Nov 2003	no par value	8,232,861	SI 002111198 2	other financial intermediation
49	ZVON ENA HOLDING	ZVHR	30 Oct 2003	no par value	12,431,743	SI 002111177 6	holding companies management
50	ZVON DVA HOLDING	ZV2R	25 Feb 2004	no par value	14,120,934	SI 002111215 4	holding companies management

#### ENTRY MARKET - PREFERRED SHARES

	Issuer	Trading code	First trading day	Nominal value of issue listed	Number of shares traded	Isin code	Sector
1	KD GROUP	KDHP	18 July 2001	no par value	266,413	SI 003120050 2	holding companies management
2	PRVA GROUP	PPDG	20 Jul 2005	7,140,000 EUR	170,000	SI 002120064 5	pension insurance
3	ZDRAVILIŠČE ROGAŠKA	RGP	11 Feb 1999	56,204,000 EUR	28,102	SI 003120028 8	health resort

## F2) BOND MARKET

### CORPORATE BONDS

Issuer	Trading code	First trading day	Nominal value of issue traded	Coupon interest rate	Maturity	Sector
1 ABANKA VIPA	AB08	16 Oct 2006	10,000,000 EUR	4.9% p.a.	2003-2011	banking
2 ABANKA VIPA	AB09	16 Oct 2006	10,000,000 EUR	4.7% p.a.	2003-2011	banking
3 ABANKA VIPA	AB10	16 Oct 2006	21,000,000 EUR	4.6% p.a.	2004-2011	banking
4 ABANKA VIPA	AB11	30 Jun 2006	20,865,000 EUR	4.0% p.a.	2005-2010	banking
5 ABANKA VIPA	AB12	30 Jun 2006	20,865,000 EUR	3.8% p.a.	2005-2010	banking
6 ABANKA VIPA	VIP7	19 July 2001	2,000,000 EUR	6.2% p.a.	2001-2010	banking
7 BANKA CELJE	BCE8	26 Oct 2004	12,500,000 EUR	4.9% p.a.	2004-2011	banking
8 BANKA CELJE	BCE10	12 Sep 2007	37,000,000 EUR	5.0% p.a.	2007-2017	banking
9 BANKA CELJE	BCE11	11 Jul 2008	50,000,000 EUR	6m EURIBOR + 200 b.p.	2008-openend	banking
10 BANKA CELJE	BCE12	2 Nov 2009	12,147,000 EUR	6.5%	2009-2016	banking
11 BANKA CELJE	BCE13	30 Jun 2010	40,000,000 EUR	4.75% p.a.	2010-2015	banking
12 BANKA ZASAVJE	BZ03	27 Jul 2004	5,000,000 EUR	4.5% p.a.	2004-2011	banking
13 CIMOS	CIM1	21 Jul 2005	20,000,000 EUR	5.75% p.a.	2004-2011	automobile industry
14 DARS	DRS1	30 Dec 2004	56,042,047 EUR	5.1% p.a.	2004-2024	performing financial engineering, preparatory, organization and policy making of building, maintenance of road network and management of super highways in Republic of Slovenia
15 DARS	DRS2	8 Nov 2005	61,758,920 EUR	4.5% p.a.	2005-2025	performing financial engineering, preparatory, organization and policy making of building, maintenance of road network and management of super highways in Republic of Slovenia
16 DARS	DRS3	3 Feb 2006	42,563,580 EUR	4.0% p.a.	2005-2020	performing financial engineering, preparatory, organization and policy making of building, maintenance of road network and management of super highways in Republic of Slovenia
17 DELO PRODAJA	DPR1	21 Aug 2008	46,624,700 EUR	6m EURIBOR + 0.6%	2008-2018	trade
18 DEOS	DEO1	28 Sep 2005	5,825,900 EUR	6% p.a.	2004-2014	the construction and maintenance of safe homes
19 DROGA KOLINSKA	DRK1	1 Jul 2008	6,498,000 EUR	5.50% p.a.	2007-2010	
20 FACTOR BANKA	FB14	7 Mar 2007	12,160,000 EUR	4.0% p.a.	2006-2012	banking
21 FACTOR BANKA	FB15	4 May 2007	9,000,000 EUR	6m EURIBOR + 1.05% p.a.	2006-2012	banking
22 FACTOR BANKA	FB16	19 Mar 2008	5,000,000 EUR	5.75% p.a.	2007-openend	banking
23 FACTOR BANKA	FB17	2 Oct 2007	25,000,000 EUR	6m EURIBOR + 60 b.p.	2007-2011	banking
24 FACTOR BANKA	FB19	19 Mar 2008	12,155,000 EUR	6m EURIBOR + 95 b.p.	2007-2010	banking
25 FACTOR BANKA	FB09	10 May 2005	5,927,000 EUR	4.8% p.a.	2004-2014	banking
26 FACTOR BANKA	FB11	25 Oct 2005	13,000,000 EUR	1.5% + 6 month EURIBOR	2005-2020	banking
27 FACTOR BANKA	FB12	7 Mar 2006	10,425,000 EUR	3.75% p.a.	2005-2010	banking
28 FACTOR BANKA	FB20	12 Jun 2008	13,090,000 EUR	6m EURIBOR + 160 b.p.	2008-2013	banking
29 FACTOR BANKA	FB21	12 Sep 2008	7,338,000 EUR	6m EURIBOR + 160 b.p.	2008-2013	banking
30 FACTOR BANKA	FB22	25 Sep 2008	5,754,000 EUR	6m EURIBOR + 475 b.p.	2009-2016	banking
31 KB1909	KBG1	10 Oct 2007	10,000,000 EUR	6m EURIBOR + 125 b.p.	2006-2011	financial services and holding companies management
32 KB1909	KBG2	21 Jan 2010	10,250,000 EUR	6m EURIBOR + 275 b.p.	2009-2012	financial services and holding companies management
33 KD HOLDING	KDH1	16 Dec 2005	40,000,000 EUR	5.45% p.a.	2005-2015	holding companies management
34 KD HOLDING	KDH2	7 Apr 2006	40,000,000 EUR	4.85% p.a.	205-2015	holding companies management
35 NOVA KBM	KBM7	30 Jun 2005	29,210,300 EUR	4.1% p.a.	2004-2011	banking
36 NOVA KBM	KBM9	29 Mar 2010	26,030,000 EUR	8.7% p.a.	2010-opened	banking
37 NOVA LJUBLJANSKA BANKA	BDM1	19 Sep 2008	12,500,000 EUR	6m EURIBOR + 140 b.p.	2008-2013	banking
38 NOVA LJUBLJANSKA BANKA	NLB13	14 Nov 2003	48,962,722 EUR	7% p.a.	2003-2013	banking
39 NOVA LJUBLJANSKA BANKA	NLB15	16 Oct 2006	54,717,569 EUR	4.8% p.a.	2004-2012	banking
40 NOVA LJUBLJANSKA BANKA	NLB17	30 Jun 2005	42,435,889 EUR	3.85% p.a.	2005-2011	banking
41 NOVA LJUBLJANSKA BANKA	NLB18	29 Dec 2005	62,593,500 EUR	4.15% p.a.	2005-2015	banking
42 NOVA LJUBLJANSKA BANKA	NLB19	29 Dec 2005	41,729,000 EUR	4.0% p.a.	2005-2016	banking
43 NOVA LJUBLJANSKA BANKA	NLB20	25 Aug 2006	23,827,259 EUR	3.75% p.a. first 3 years, then 6m EURIBOR + 30 b.p.	2006-2013	banking
44 NOVA LJUBLJANSKA BANKA	NLB22	11 Jan 2007	29,894,000 EUR	6m EURIBOR + 25 b.p.	2006-2011	banking
45 NOVA LJUBLJANSKA BANKA	NLB23	28 Nov 2007	54,200,000 EUR	3m EURIBOR + 20 b.p.	2007-2012	banking
46 NOVA LJUBLJANSKA BANKA	NLB25	14 Apr 2010	12,500,000 EUR	3.25%	2009-2010	banking
47 PETROL	PET1	14 Oct 2009	50,000,000 EUR	7.57%	2009-2014	crude-oil and gas trade
48 POSLOVNI SISTEM MERCATOR	MEO1	16 Oct 2006	36,540,000 EUR	4.8% p.a.	2004-2011	commerce industry, agriculture
49 POŠTNA BANKA SLOVENIJE	PBS6	16 Oct 2006	4,172,900 EUR	4.4% p.a.	2004-2012	banking
50 POŠTNA BANKA SLOVENIJE	PBS7	16 Oct 2006	16,691,600 EUR	4.7% p.a.	2004-2011	banking
51 POTEZA GROUP	PSN1	8 Dec 2008	15,415,000 EUR	7.5% p.a.	2008-2011	holding companies management
52 POTEZA NALOŽBE	PNO1	29 Sep 2004	10,000,000 EUR	5.25% p.a.	2003-2011	enterprise and business counseling
53 PROBANKA, MARIBOR	PRB9	16 Apr 2008	25,000,000 EUR	3m EURIBOR + 1.5% (2.7 after 10 years)	2007-openend	banking
54 PROBANKA, MARIBOR	PRB7	16 Oct 2006	12,000,000 EUR	5.2% p.a.	2004-2010	banking
55 PROBANKA, MARIBOR	PRB8	16 Mar 2007	9,200,000 EUR	3.9% p.a.	2006-2012	banking
56 PROBANKA, MARIBOR	PRB10	30 Dec 2008	30,000,000 EUR	6.1% p.a.	2008-2015	banking
57 PROBANKA, MARIBOR	PRB11	29 Dec 2009	15,000,000 EUR	7.0% p.a.	2009-2016	banking
58 SAVA	SA02	27 May 2010	26,500,000 EUR	7.2% p.a.	2009-2014	chemicals
59 SLOVENSKA IZVOZNA IN RAZVOJNA BANKA	SI01	24 Dec 2008	500,000,000 EUR	6m EURIBOR + 100 b.p.	2008-2011	banking
60 STANOVANJSKI SKLAD RS	SSR1E	4 Jul 1996	3,628,440 EUR	6% p.a.	1995-2010	national mortgage agency
61 STANOVANJSKI SKLAD RS	SSR3	16 Oct 2006	8,345,800 EUR	TOM + 6.10% p.a.	2001-2011	national mortgage agency

**INSURANCE**

Issuer	Trading code	First trading day	Nominal value of issue traded	Coupon interest rate	Maturity	Sector
1 ZAVAROVALNICA TRIGLAV	ZT01	2 Jun 2004	10,998,000 EUR	5.125% p.a.	2003-2013	insurance
2 ZAVAROVALNICA TRIGLAV	ZT02	30 Jun 2010	30,000,000 EUR	5.95% p.a.	2010-2020	insurance

**MUNICIPAL and GOVERNMENT BONDS**

Issuer	Trading code	First trading day	Nominal value of issue traded	Coupon interest rate	Maturity	Sector
1 REPUBLIC OF SLOVENIA	RS21	18 Nov 2002	58,350,350 EUR	1% p.a. + TOM *	2001-2015	government bond
2 REPUBLIC OF SLOVENIA	RS23	20 Feb 2001	40,000,000 EUR	6% p.a.	2001-2011	government bond
3 REPUBLIC OF SLOVENIA	RS26	14 June 2001	49,976,500 EUR	5.375% p.a.	2001-2011	government bond
4 REPUBLIC OF SLOVENIA	RS29	25 Jan 2002	55,000,000 EUR	5.375% p.a.	2002-2012	government bond
5 REPUBLIC OF SLOVENIA	RS32	25 Jan 2002	23,865,500 EUR	5.375% p.a.	2002-2012	government bond
6 REPUBLIC OF SLOVENIA	RS33	9 Apr 2002	127,166,004 EUR	8% p.a.	2002-2022	government bond
7 REPUBLIC OF SLOVENIA	RS38	30 Apr 2002	68,847,000 EUR	5.63% p.a.	2002-2017	government bond
8 REPUBLIC OF SLOVENIA	RS44	29 Nov 2002	4,443,536 EUR	6.65% p.a.	2002-2012	government bond
9 REPUBLIC OF SLOVENIA	RS48	10 Dec 2002	56,465,200 EUR	4.75% p.a.	2002-2012	government bond
10 REPUBLIC OF SLOVENIA	RS49	22 Jan 2003	29,632,020 EUR	4.75% p.a.	2003-2022	government bond
11 REPUBLIC OF SLOVENIA	RS50	11 Mar 2003	48,527,000 EUR	4.50% p.a.	2003-2013	government bond
12 REPUBLIC OF SLOVENIA	RS53	17 Apr 2003	79,290,900 EUR	4.875% p.a.	2003-2018	government bond
13 REPUBLIC OF SLOVENIA	RS54	29 Oct 2003	76,295,376 EUR	5.75% p.a.	2003-2013	government bond
14 REPUBLIC OF SLOVENIA	RS57	29 Mar 2004	259,697,224 EUR	4.875% p.a.	2004-2014	government bond
15 REPUBLIC OF SLOVENIA	RS59	2 Feb 2005	1,066,332,031 EUR	4% p.a.	2005-2016	government bond
16 REPUBLIC OF SLOVENIA	RS61	24 Jan 2006	328,861,569 EUR	3.25 % p.a.	2006-2011	government bond
17 REPUBLIC OF SLOVENIA	RS62	24 Jan 2006	390,540,053 EUR	3.5 % p.a.	2005-2017	government bond
18 REPUBLIC OF SLOVENIA	RS63	11 Feb 2008	1,000,000,000 EUR	4.375 % p.a.	2008-2019	government bond
19 REPUBLIC OF SLOVENIA	RS64	6 Feb 2009	1,000,000,000 EUR	4.25% p.a.	2009-2012	government bond
20 REPUBLIC OF SLOVENIA	RS65	3 Apr 2009	1,500,000,000 EUR	4.375% p.a.	2009-2014	government bond
21 REPUBLIC OF SLOVENIA	RS66	10 Sep 2009	1,500,000,000 EUR	4.625% p.a.	2009-2024	government bond
22 REPUBLIC OF SLOVENIA	RS67	27 Jan 2010	1,500,000,000 EUR	4.125% p.a.	2010-2020	government bond
23 REPUBLIC OF SLOVENIA	RS68	18 Mar 2010	1,000,000,000 EUR	2.75% p.a.	2010-2015	government bond
24 SLOVENSKA ODŠKODNINSKA DRUŽBA	SOS2E	7 Apr 1997	812,757,878 EUR	6 % p.a.	1996-2016	meeting commitments deriving from denationalisation process

\* TOM (abbreviation for: "temeljna obrestna mera"- base interest rate) - indexation factor, calculated as twelve month average of monthly consumer price index

### F3) FUND MARKET

#### PLUS MARKET

Open-end fund	Trading code	First trading day	Value of first trade	Number of coupons traded	Isin code	Type
1 PB Biotech Index	PBDBI	23 Jun 2008	0.963 EUR	264,062	SI 002140092 2	mutual fund / ETF
2 PB Uranium Index	PBDUI	23 Jun 2008	0.982 EUR	552,106	SI 002140093 0	mutual fund / ETF

#### GENERAL MARKET

Open-end fund	Trading code	First trading day	Value of first trade	Number of coupons traded	Isin code	Type
1 Infond Global	INDGL	10 Oct 2008	10.09 EUR	5,830,354	SI 002140112 8	mutual fund
2 Infond Dynamic	INDDY	24 Oct 2008	3.90 EUR	4,725,563	SI 002140113 6	mutual fund
3 ALTA-EUROSTOCK.SI	MPEU	16 Jun 2006	5.47 EUR	1,013,409	SI 002140001 3	mutual fund / ETF
4 Probanka globalni naložbeni sklad	PBGS	24 Nov 2006	0.710 EUR	54,203,762	SI 002140003 9	mutual fund

#### CLOSED-END FUND MARKET

Issuer	Trading code	First trading day	Nominal value of shares traded	Number of shares traded	Isin code	Sector
1 KD ID	KDIR	9 Feb 2001	no par value	9,181,542	SI 002111341 8	investment fund
2 KRONA SENIOR ID	SNOG	8 Dec 1998	no par value	6,295,193	SI 002110590 1	investment fund
3 NFD 1 DELNIŠKI INVESTICIJSKI SKLAD	NF1N	26 Oct 1998	no par value	160,580,300	SI 002110600 8	investment fund
4 ZVON ENA ID	ZVIR	24 Nov 2003	no par value	2,277,577	SI 002111178 4	investment fund