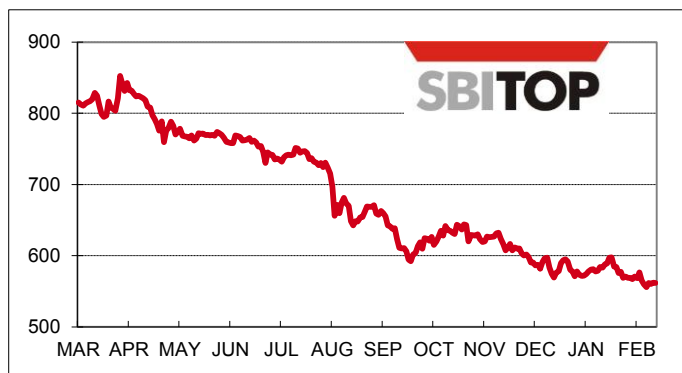


# Monthly report - February 2012

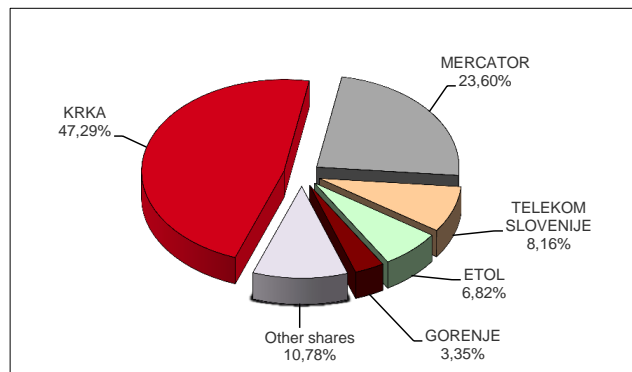


LJUBLJANA STOCK EXCHANGE

## Slovene blue-chip index (SBITOP) performance



## Shares by turnover



## PRIME MARKET

	Price in EUR (29 Feb 2012)	Monthly change	Turnover in EUR 000	Number of trades	Market capitalisation in EUR 000 (29 Feb 2012)
GORENJE	4.500	7.40% ▲	723	410	71,581
INTEREUROPA	0.988	23.50% ▲	16	66	7,808
KRKA	51.65	2.28% ▲	10,197	1,864	1,829,759
LUKA KOPER	8.831	3.89% ▲	162	192	123,634
MERCATOR	123.45	-15.27% ▼	5,089	232	464,834
NOVA KBM	3.050	-2.71% ▼	277	333	119,325
PETROL	159.10	-6.41% ▼	386	278	331,930
TELEKOM SLOVENIJE	64.40	-10.56% ▼	1,759	216	420,885
ZAVAROVALNICA TRIGLAV	10.650	-1.57% ▼	200	110	242,129
<b>Total</b>			<b>18,809</b>	<b>3,701</b>	<b>3,611,885</b>

## TRADING SUMMARY

	Turnover in EUR 000	Number of trades	Market capitalisation in EUR 000 (29 Feb 2012)	Number of issues (29 Feb 2012)
EQUITY MARKET	21,563	5,100	4,677,901	67
FUND MARKET	192	179	20,040	1
BOND MARKET	3,619	226	13,444,139	67
TREASURY BILLS	0	0	-	6
<b>Total</b>	<b>25,374</b>	<b>5,505</b>	<b>18,142,081</b>	<b>135</b>

## TURNOVER BY MEMBERS

Member	Turnover in EUR	Share
KD BANKA	7,052	13.90%
ALTA INVEST	6,268	12.35%
UNICREDIT BANK	5,110	10.07%
NOVA KBM	4,612	9.09%
PERSPEKTIVA BPD	3,638	7.17%
OTHERS	24,069	47.43%
<b>Total (27)</b>	<b>50,748</b>	<b>100.00%</b>



More info at [www.ljse.si](http://www.ljse.si)



## PRIME AND STANDARD MARKET SHARES - TOP GAINERS / DECLINERS

Issuer	Trading code	Price in EUR (29 Feb 2012)	Monthly change	Change since 31 Dec 2011	Change since 28 Feb 2011	Market
<b>Gainers</b>						
INTEREUROPA	IEKG	0.99	23.50% ▲	129.77% ▲	-71.78% ▼	Prime market
GORENJE	GRVG	4.500	7.40% ▲	-10.00% ▼	-63.71% ▼	Prime market
POZAVAROVALNICA SAVA	POSR	5.200	3.94% ▲	-10.50% ▼	-34.99% ▼	Standard market
LUKA KOPER	LKPG	8.831	3.89% ▲	24.38% ▲	-41.52% ▼	Prime market
SAVA	SAVA	12.00	3.45% ▲	0.00%	-84.91% ▼	Standard market
<b>Decliners</b>						
ISTRABENZ	ITBG	1.540	-30.32% ▼	-50.16% ▼	-61.60% ▼	Standard market
ISKRA AVTOELEKTRIKA	IALG	15.000	-16.20% ▼	-0.66% ▼	-6.19% ▼	Standard market
MERCATOR	MELR	123.450	-15.27% ▼	-16.02% ▼	-22.94% ▼	Prime market
TELEKOM SLOVENIJE	TLSG	64.400	-10.56% ▼	2.25% ▲	-23.01% ▼	Prime market
SALUS	SALR	215.000	-6.52% ▼	-10.42% ▼	-38.57% ▼	Standard market

## MOST TRADED SECURITIES

	Trading code	Price in EUR (29 Feb 2012)	Turnover in EUR 000	Number of trades	Market capitalisation in EUR 000 (29 Feb 2012)	Market
<b>Shares</b>						
KRKA	KRKG	51.65	10,197	1,864	1,829,759	Prime market
MERCATOR	MELR	123.45	5,089	232	464,834	Prime market
TELEKOM SLOVENIJE	TLSG	64.40	1,759	216	420,885	Prime market
<b>Funds</b>						
PROBANKA GLOBALNI NALOŽBENI SKLAD	PBGS	0.637	192	179	20,040	Fund market
<b>Bonds</b>						
SLOVENSKA ODŠKODNINSKA DRUŽBA 2 <sup>nd</sup> ISSUE	SOS2E	101.75	2,906	125	483,154	Bond market
AGROGORICA 1 <sup>st</sup> ISSUE	AGO1	95.00	149	29	1,900	Bond market
ZAVAROVALNICA TRIGLAV 2 <sup>nd</sup> ISSUE	ZT02	98.00	143	5	29,400	Bond market

## PRIME AND STANDARD MARKET RATIOS

	Trading code	Price-to-earnings ratio (P/E)	Dividend yield	Price-to-book ratio (P/B)	Turnover ratio	Beta
<b>Prime market</b>						
GORENJE	GRVG	3.14		0.16	0.09	0.76
INTEREUROPA	IEKG			0.06	0.02	0.96
KRKA	KRKG	10.20	2.71%	1.69	0.08	0.73
LUKA KOPER	LKPG			0.51	0.02	0.38
MERCATOR	MELR	15.12	6.48%	0.58	0.14	1.41
NOVA KBM	KBMR	7.36	2.62%	0.20	0.04	1.16
PETROL	PETG	9.97	4.71%	0.89	0.07	0.94
TELEKOM SLOVENIJE	TLSG		5.28%	0.52	0.04	0.75
ZAVAROVALNICA TRIGLAV	ZVTG	8.69	3.76%	0.51	0.005	0.29
<b>Prime market ratios</b>		<b>90.97</b>	<b>3.57%</b>	<b>0.77</b>	<b>0.08</b>	
<b>Standard market</b>						
ABANKA VIPA	ABKN	25.39	1.70%	0.21	0.001	0.23
AERODROM LJUBLJANA	AELG	9.25	4.13%	0.33	0.04	0.38
DELO PRODAJA	DPRG	589.98	0.71%	0.49	0.005	-0.10
ETOL	ETOG		0.79%	1.26	0.17	0.08
ISKRA AVTOELEKTRIKA	IALG	5.10	3.33%	0.66	0.03	0.06
ISTRABENZ	ITBG				0.01	0.02
KOMPAS MTS	MTSG	4.24	11.15%	0.09	0.0003	-0.11
MLINOTEST	MAJG	6.32		0.24	0.003	-0.09
NIKA	NIKN			1.50	0.001	0.00
PIVOVARNA LAŠKO	PILR			0.64	0.01	0.35
POZAVAROVALNICA SAVA	POSR	6.01		0.32	0.04	0.50
SALUS	SALR	4.97	13.95%	0.53	0.11	0.21
SAVA	SAVA			0.07	0.01	0.08
TERME ČATEŽ	TCRG	35.32	3.09%	0.91	0.002	-0.02
UNIOR	UKIG			0.16	0.001	0.39
ŽITO	ZTOG	10.60	5.62%	0.39	0.03	-0.01
<b>Standard market ratios</b>			<b>2.36%</b>	<b>0.32</b>	<b>0.03</b>	

Calculated on the basis of audited consolidated financial statements for 2010, Nika for 2011.

Market averages are calculated by market capitalisation weighting (illiquid companies excluded).

P / E = price / earnings per share

Dividend yield = last confirmed dividend / price

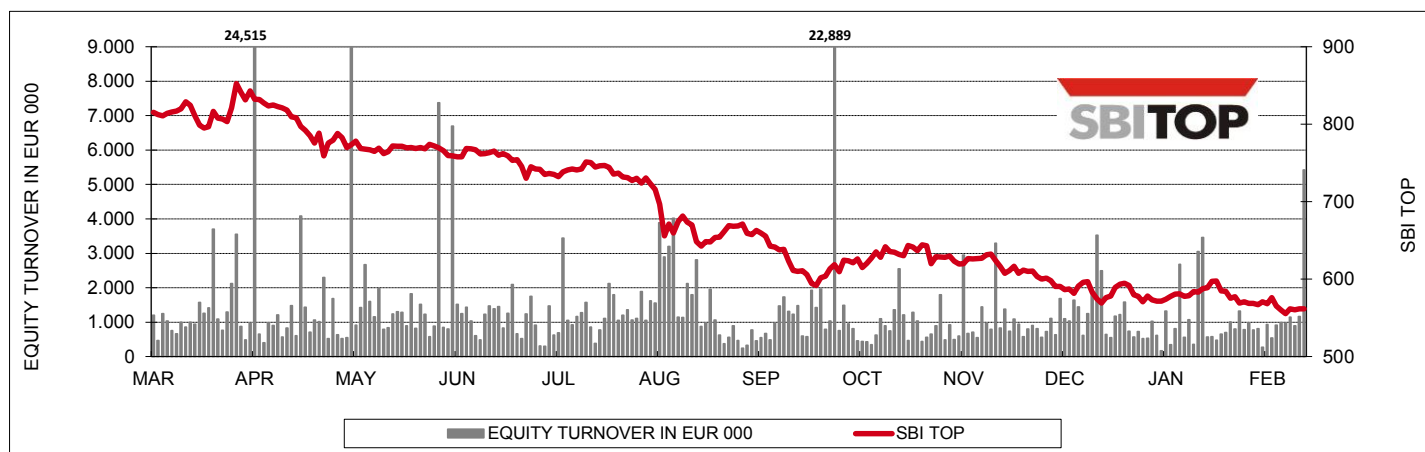
P / B = price / book value of share (own shares excluded)

Ratios for Aerodrom Ljubljana are based on all issued shares (ordinary and preferred)

Turnover ratio = yearly turnover / average market capitalisation (current month, before 6 and before 12 months).

The systematic risk indicator "Beta" is calculated using 12-month daily data and with correlation to SBITOP.

## SLOVENE BLUE-CHIP INDEX - SBI TOP



Value on 29 Feb 2012

**561.67**

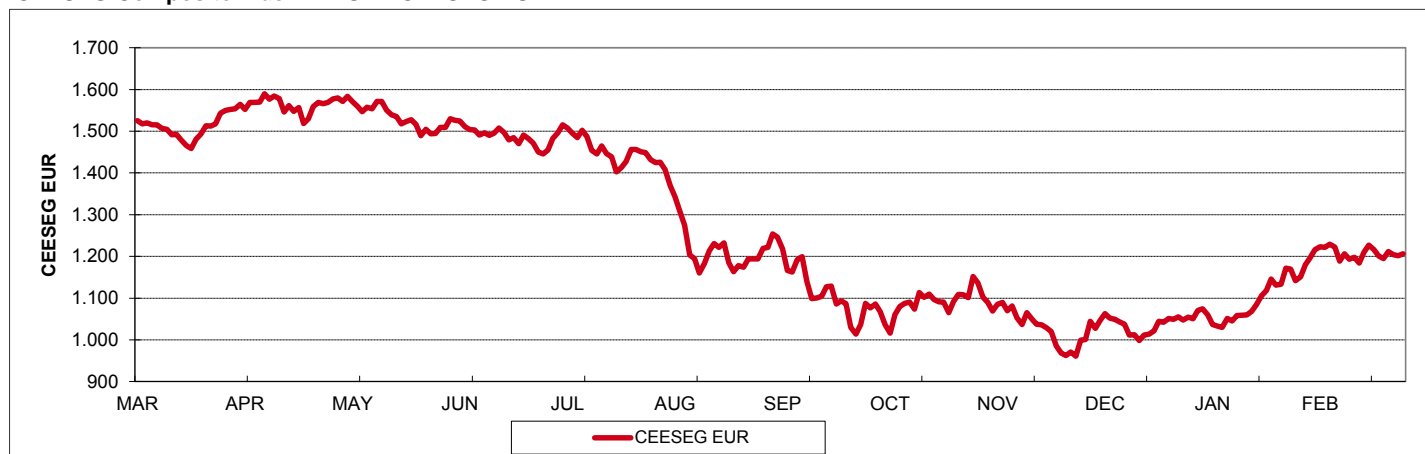
Change in February 2012	-35.61
Max. value in February 2012 (1 Feb 2012)	597.67
Min. value in February 2012 (23 Feb 2012)	555.69

Monthly change	-5.96% ▼
Change from 31 Dec 2011	-4.73% ▼
Change from 28 Feb 2011	-31.41% ▼

SBITOP constituents:

		Weight as of 29 Feb 2012	Price in EUR (29 Feb 2012)
KRKA	KRKG	31.58%	51.65
MERCATOR	MELR	22.92%	123.45
PETROL	PETG	22.92%	159.10
TELEKOM SLOVENIJE	TLSG	12.45%	64.40
NOVA KBM	KBMR	5.88%	3.050
GORENJE	GRVG	4.24%	4.500

## CEESEG Composite Index in EUR - CEESEG EUR



CEESEG is a trademark of WBAG.

Value on 29 Feb 2012

**1,206.44**

Change in February 2012	55.29
Max. value in February 2012 (8 Feb 2012)	1,229.29
Min. value in February 2012 (1 Feb 2012)	1,180.16

Monthly change	4.80% ▲
Change from 31 Dec 2011	14.80% ▲
Change from 28 Feb 2011	-21.43% ▼

CEESEG EUR constituents: 49 shares,  
represent first 15:

		Weight as of 29 Feb 2012	Price in EUR (29 Feb 2012)
CEZ		9.07%	32.368
ERSTE GROUP BANK AG		9.07%	18.835
OMV AG		8.04%	27.930
MOL		5.97%	64.95
VOESTALPINE AG		5.54%	26.605
OTP BANK		5.47%	13.886
ANDRITZ AG		5.45%	74.42
IMMOFINANZ AG		4.55%	2.627
TELEKOM AUSTRIA AG		4.09%	8.737
KOMERCNI BANKA		3.93%	146.80
VIENNA INSURANCE GROUP AG		3.73%	33.140
TELEFONICA O2 CR		3.70%	16.304
RICHTER GEDEON		3.10%	135.11
RAIFFEISEN BANK INTERNATIONAL AG		2.81%	27.185
VERBUND AG KAT. A		2.52%	21.040

## MONTHLY TURNOVER BY MARKET IN EUR 000

Year	Equity Market			Closed-end Fund Market	Fund Market	Bond Market	Treasury bills	Average daily turnover	TOTAL	MoM Index
	Prime Market	Standard Market	Entry Market							
<b>Year 2011</b>										
February	39,980	8,823	1,040	4,374	639	5,485		3,176	60,341	125
March	40,758	2,266	9,769	3,690	467	6,770		2,770	63,721	106
April	18,973	1,232	882	681	292	3,485		1,419	25,545	40
May	30,068	1,678	1,264	958	531	4,360		1,850	38,859	152
June	34,195	1,370	1,321	870	405	3,652		1,901	41,813	108
July	22,626	1,433	544	484	153	1,999		1,297	27,239	65
August	33,577	1,004	3,024		197	3,401		1,873	41,203	151
September	39,845	2,683	711		138	5,912		2,240	49,288	120
October	16,327	1,097	568		152	2,992		1,057	21,135	43
November	18,893	916	3,011		44	4,281		1,297	27,145	128
December	18,304	1,268	1,261		147	4,381		1,268	25,361	93
<b>Total 2011</b>	<b>344,728</b>	<b>25,476</b>	<b>24,272</b>	<b>12,335</b>	<b>3,672</b>	<b>59,580</b>		<b>1,880</b>	<b>470,064</b>	
<b>Year 2012</b>										
January	15,981	2,875	3,696		159	3,616	9	1,254	26,337	104
February	18,809	2,274	479		192	3,619		1,269	25,374	96
<b>Total 2012</b>	<b>34,790</b>	<b>5,149</b>	<b>4,175</b>		<b>351</b>	<b>7,235</b>	<b>9</b>	<b>1,261</b>	<b>51,711</b>	

## MARKET CAPITALISATION BY MARKET IN EUR 000

Date	Equity Market			Closed-end Fund Market	Fund Market	Bond Market	TOTAL (equity)	MoM Index
	Prime Market	Standard Market	Entry Market					
February 28, 2011	4,528,270	1,369,456	656,792	165,078	105,103	14,181,886	6,554,518	97
March 31, 2011	4,518,339	1,314,303	747,604	163,454	100,850	15,703,554	6,580,246	100
April 30, 2011	4,332,335	1,206,422	709,128	96,509	95,601	15,348,974	6,247,884	95
May 31, 2011	4,406,180	1,129,133	736,039	102,290	95,516	15,210,868	6,271,352	100
June 30, 2011	4,259,161	1,102,639	732,192	96,348	92,213	15,235,506	6,093,991	97
July 31, 2011	4,234,383	1,093,268	727,356	101,166	26,189	15,185,852	6,055,007	99
August 31, 2011	3,925,062	1,065,387	684,973		21,990	15,119,344	5,675,422	94
September 30, 2011	3,572,473	876,907	659,076		20,852	15,051,412	5,108,456	90
October 31, 2011	3,716,647	882,363	678,323		21,043	15,048,002	5,277,333	103
November 30, 2011	3,478,115	825,347	620,120		20,130	14,697,515	4,923,582	93
December 31, 2011	3,696,052	578,188	598,573		20,020	14,459,251	4,872,813	99
January 31, 2012	3,723,474	531,031	575,475		20,182	13,337,386	4,829,980	99
February 29, 2012	3,611,885	508,099	557,917		20,040	13,444,139	4,677,901	97

## NEWS AND EVENTS

- In February 2012, there was an increase in average consumer prices MoM by 0.6 per cent, while price growth for the entire year has been 2.9 per cent.
- On 29<sup>th</sup> February 2012, the ECB euro foreign exchange reference rate against the dollar was 1 EUR = USD 1.3443. In the past month, the euro rose by 2.0 per cent against the dollar, while it depreciated by 2.9 per cent against the dollar during the past 12-month period.

## MEMBERS LIST

Member	Tel. No.	Member	Tel. No.
Abanka Vipava, d. d., Ljubljana	+386 1 471 81 88	Ilirika borzno posredniška hiša, d. d., Ljubljana	+386 1 300 22 60
ALTA Invest, d. d., Ljubljana	+386 1 320 03 90	KBC Securities NV, Brussels *	+32 2 429 13 04
Argonos BPH, d.o.o., Ljubljana	+386 1 470 48 05	KD banka, d. d., Ljubljana	+386 59 22 00 31
Banka Koper, d. d., Koper	+386 5 666 13 18	Moja delnica BPH, d. d., Ljubljana	+386 1 433 11 55
BKS BANK AG, Bančna podružnica, Ljubljana	+386 1 589 09 26	Nova Kreditna banka Maribor, d.d., Maribor	+386 2 229 27 38
Certius BPH, d.o.o., Ljubljana	+386 1 540 42 04	Nova Ljubljanska banka, d. d., Ljubljana	+386 1 476 52 07
Deželna banka Slovenije, d. d., Ljubljana	+386 1 472 72 68	Perspektiva, borzno posrednika družba, d. d., Ljubljana	+386 1 568 82 25
ecetra Central European e-Finance AG (brokerjet) *	+386 1 583 22 95	Primorski finančni center Interfin, d.o.o., Koper	+386 5 663 31 00
Erste Group Bank AG, Vienna *	+43 50 100 83118	Probanka, d. d., Maribor	+386 2 252 05 58
Factor banka, d. d., Ljubljana	+386 1 230 66 14	Raiffeisen Banka, d. d., Maribor	+386 2 229 31 19
GBD Gorenjska borzno posredniška družba, d. d., Kranj	+386 4 280 10 18	Raiffeisen Centrobank AG, Vienna *	+43 51520 5457
Gorenjska banka, d. d., Kranj	+386 4 208 43 28	SKB banka, d. d., Ljubljana	+386 1 471 50 82
Hypo Alpe-Adria-Bank, d. d., Ljubljana	+386 1 580 42 76	UniCredit Banka, d. d., Ljubljana	+386 1 587 64 30
		WOOD & Company Financial Services, a.s. *	+420 222 096 287

\* Remote members of LJSE