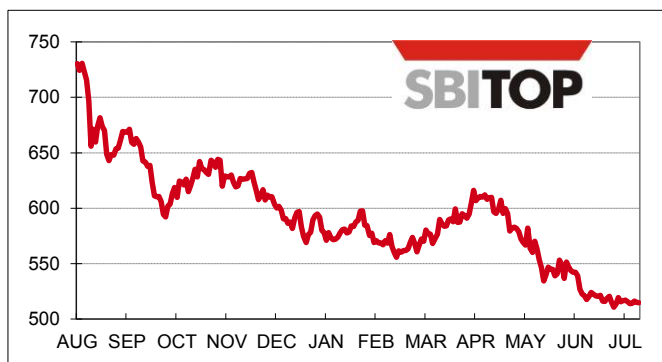


# Monthly report - July 2012

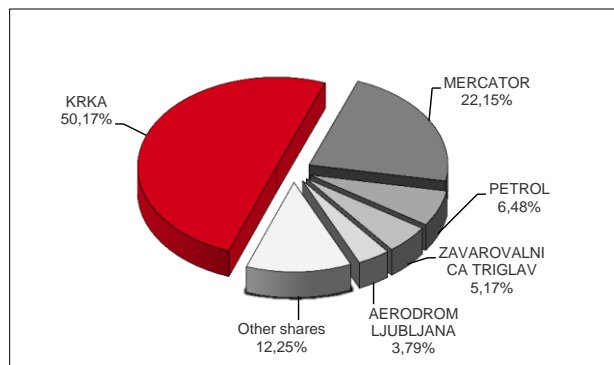


LJUBLJANA STOCK EXCHANGE

Slovene blue-chip index (SBITOP) performance



Shares by turnover



## PRIME MARKET

	Price in EUR (31 Jul 2012)	Monthly change	Turnover in EUR 000	Number of trades	Market capitalisation in EUR 000 (31 Jul 2012)
GORENJE	4.500	-10.00% ▼	65	141	71,581
INTEREUROPA	0.370	-19.39% ▼	7	41	2,924
KRKA	41.850	-0.36% ▼	8,085	1,175	1,482,583
LUKA KOPER	7.160	-13.73% ▼	73	112	100,240
MERCATOR	122.00	-0.81% ▼	3,569	194	459,374
NOVA KBM	1.361	-31.95% ▼	177	241	53,246
PETROL	170.85	2.24% ▲	1,044	238	356,445
POZAVAROVALNICA SAVA	4.850	-11.64% ▼	19	30	45,408
TELEKOM SLOVENIJE	61.50	0.82% ▲	498	126	401,932
ZAVAROVALNICA TRIGLAV	12.000	0.84% ▲	833	108	272,822
<b>Total</b>			<b>14,369</b>	<b>2,406</b>	<b>3,246,555</b>

## TRADING SUMMARY

	Turnover in EUR 000	Number of trades	Market capitalisation in EUR 000 (31 Jul 2012)	Number of issues (31 Jul 2012)
EQUITY MARKET	16,115	3,072	4,138,993	64
FUND MARKET	68	51	18,407	1
BOND MARKET	4,921	130	12,899,713	64
TREASURY BILLS	0	0	-	9
COMMERCIAL PAPERS	4	3	-	2
<b>Total</b>	<b>21,108</b>	<b>3,256</b>	<b>17,057,113</b>	<b>129</b>

## TURNOVER BY MEMBERS

Member	Turnover in EUR 000	Share
ALTA INVEST	10,276	24.34%
ILIRIKA	8,854	20.97%
PERSPEKTIVA BPD	5,397	12.78%
NOVA KBM	3,060	7.25%
RAIFFEISEN CENTROBANK	2,106	4.99%
OTHERS	12,524	29.67%
<b>Total (25)</b>	<b>42,217</b>	<b>100.00%</b>



More info at [www.ljse.si](http://www.ljse.si)



cee stock exchange group

## PRIME AND STANDARD MARKET SHARES - TOP GAINERS / DECLINERS

Issuer	Trading code	Price in EUR (31 Jul 2012)	Monthly change	Change since 31 Dec 2011	Change since 31 Jul 2011	Market
<b>Gainers</b>						
AERODROM LJUBLJANA	AELG	11.000	3.77% ▲	6.80% ▲	-30.82% ▼	Standard market
PETROL	PETG	170.85	2.24% ▲	10.15% ▲	-18.68% ▼	Prime market
ZAVAROVALNICA TRIGLAV	ZVTG	12.000	0.84% ▲	20.00% ▲	-14.89% ▼	Prime market
TELEKOM SLOVENIJE	TLSG	61.50	0.82% ▲	-2.35% ▼	-16.95% ▼	Prime market
<b>Decliners</b>						
ISTRABENZ	ITBG	0.220	-60.71% ▼	-92.88% ▼	-92.69% ▼	Standard market
SAVA	SAVA	4.000	-35.48% ▼	-66.67% ▼	-90.48% ▼	Standard market
NOVA KBM	KBMR	1.361	-31.95% ▼	-56.93% ▼	-78.39% ▼	Prime market
PIVOVARNA LAŠKO	PILR	6.100	-23.65% ▼	-44.65% ▼	-55.31% ▼	Standard market
KOMPAS MTS	MTSG	4.71	-20.17% ▼	-21.50% ▼	-21.50% ▼	Standard market

## MOST TRADED SECURITIES

	Trading code	Price in EUR (31 Jul 2012)	Turnover in EUR 000	Number of trades	Market capitalisation in EUR 000 (31 Jul 2012)	Market
<b>Shares</b>						
KRKA	KRKG	41.850	8,085	1,175	1,482,583	Prime market
MERCATOR	MELR	122.00	3,569	194	459,374	Prime market
PETROL	PETG	170.85	1,044	238	356,445	Prime market
<b>Funds</b>						
PROBANKA GLOBALNI NALOŽBENI SKLAD	PBGS	0.645	68	51	18,407	Fund market
<b>Bonds</b>						
SLOVENSKA ODŠKODNINSKA DRUŽBA 2 <sup>nd</sup> ISSUE	SOS2E	0.37	4,231	102	435,511	Bond market
REPUBLIKA SLOVENIJA 66 <sup>th</sup> ISSUE	RS66	0.00	378	1	1,290,000	Bond market
PROBANKA 8 <sup>th</sup> ISSUE	PRB8	0.00	88	3	8,096	Bond market

## PRIME AND STANDARD MARKET RATIOS

	Trading code	Price-to-earnings ratio (P/E)	Dividend yield	Price-to-book ratio (P/B)	Turnover ratio	Beta
<b>Prime market</b>						
GORENJE	GRVG	7.92	3.33%	0.18	0.08	0.83
INTEREUROPA	IEKG			0.02	0.03	0.87
KRKA	KRKG	8.63	3.58%	1.28	0.08	0.79
LUKA KOPER	LKPG	226.09		0.42	0.02	0.49
MERCATOR	MELR	19.28	4.92%	0.58	0.13	1.41
NOVA KBM	KBMR			0.14	0.04	1.24
PETROL	PETG	6.84	4.83%	0.86	0.05	0.95
POZAVAROVALNICA SAVA	POSR	6.97		0.31	0.01	0.57
TELEKOM SLOVENIJE	TLSG	11.76	11.38%	0.49	0.03	0.66
ZAVAROVALNICA TRIGLAV	ZVTG	5.79	5.83%	0.59	0.02	0.48
<b>Prime market ratios</b>		<b>13.19</b>	<b>4.84%</b>	<b>0.66</b>	<b>0.07</b>	
<b>Standard market</b>						
ABANKA VIPA	ABKN			0.12	0.001	0.28
AERODROM LJUBLJANA	AELG	7.94	5.82%	0.34	0.05	0.42
DELO PRODAJA	DPRG	7.21	0.81%	0.45	0.001	-0.01
ISKRA AVTOELEKTRIKA	IALG	3.97	2.19%	0.53	0.03	-0.01
ISTRABENZ	ITBG	0.05			0.005	1.12
KOMPAS MTS	MTSG	1.72	14.44%	0.06	0.0004	-0.08
MLINOTEST	MAJG	18.76		0.33	0.003	-0.09
NIKA	NIKN			1.79	0.001	-0.03
PIVOVARNA LAŠKO	PILR			0.45	0.01	0.20
SALUS	SALR	6.56	16.12%	0.42	0.09	0.13
SAVA	SAVA			0.05	0.02	0.33
TERME ČATEŽ	TCRG	34.60	1.69%	0.92	0.002	0.002
UNIOR	UKIG			0.10	0.002	-0.16
ŽITO	ZTOG	11.66	6.37%	0.26	0.02	-0.09
<b>Standard market ratios</b>			<b>2.77%</b>	<b>0.27</b>	<b>0.02</b>	

Calculated on the basis of audited consolidated financial statements for 2011.

Market averages are calculated by market capitalisation weighting (illiquid companies excluded).

P / E = price / earnings per share

Dividend yield = last confirmed dividend / price

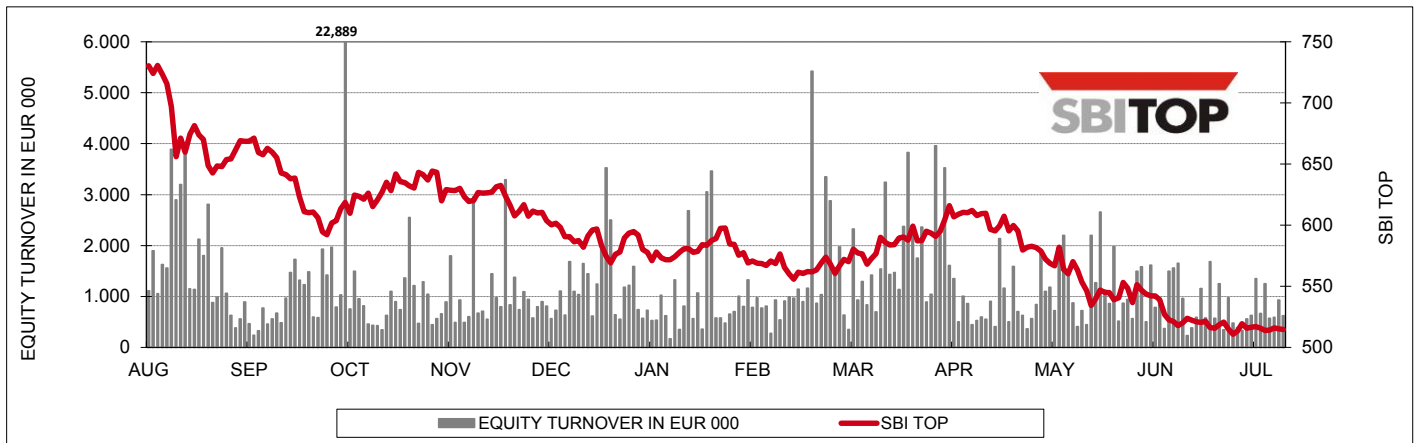
P / B = price / book value of share (own shares excluded)

Ratios for Aerodrom Ljubljana are based on all issued shares (ordinary and preferred)

Turnover ratio = yearly turnover / average market capitalisation (current month, before 6 and before 12 months).

The systematic risk indicator "Beta" is calculated using 12-month daily data and with correlation to SBITOP.

## SLOVENE BLUE-CHIP INDEX - SBI TOP



**Value on 31 Jul 2012** **514.67**

Change in July 2012 -5.56  
 Max. value in July 2012 (2 Jul 2012) 523.93  
 Min. value in July 2012 (16 Jul 2012) 510.73

Monthly change -1.07% ▼  
 Change from 31 Dec 2011 -12.71% ▼  
 Change from 31 Jul 2011 -29.24% ▼

### SBITOP constituents:

		Weight as of 31 Jul 2012	Price in EUR (31 Jul 2012)
KRKA	KRKG	30.73%	41.850
PETROL	PETG	21.11%	170.85
MERCATOR	MELR	19.43%	122.00
TELEKOM SLOVENIJE	TLSG	13.60%	61.50
ZAVAROVALNICA TRIGLAV	ZVTG	9.23%	12.000
GORENJE	GRVG	3.63%	4.500
NOVA KBM	KBMR	2.25%	1.361

## CEESEG Composite Index in EUR - CEESEG EUR



CEESEG is a trademark of WBAG.

**Value on 31 Jul 2012** **1,086.30**

Change in July 2012 16.43  
 Max. value in July 2012 (30 Jul 2012) 1,095.00  
 Min. value July 2012 (23 Jul 2012) 1,036.17

Monthly change 1.54% ▲  
 Change from 31 Dec 2011 3.37% ▲  
 Change from 31 Jul 2011 -23.79% ▼

### CEESEG EUR constituents: 50 shares, represent first 15:

		Weight as of 31 July 2012	Price in EUR (31 July 2012)
CEZ		9.06%	27.329
OMV AG		8.26%	25.580
ERSTE GROUP BANK AG		8.03%	14.730
ANDRITZ AG		7.32%	44.555
MOL		6.08%	58.93
IMMOFINANZ AG		5.18%	2.661
VOESTALPINE AG		5.17%	22.150
OTP BANK		4.86%	12.563
KOMERCNI BANKA		4.14%	138.03
VIENNA INSURANCE GROUP AG		4.00%	31.650
TELEFONICA O2 CR		3.90%	15.341
TELEKOM AUSTRIA AG		3.88%	7.400
RAIFFEISEN BANK INTERNATIONAL AG		3.11%	26.855
RICHTER GEDEON		2.54%	138.29
VERBUND AG KAT. A		2.09%	15.575

## MONTHLY TURNOVER BY MARKET IN EUR 000

Year 2011	Equity Market			Closed-end Fund Market	Fund Market	Bond Market	Treasury bills	Commercial papers	Average daily turnover	TOTAL	MoM Index
	Prime Market	Standard Market	Entry Market								
July	22,626	1,433	544	484	153	1,999			1,297	27,239	65
August	33,577	1,004	3,024		197	3,401			1,873	41,203	151
September	39,845	2,683	711		138	5,912			2,240	49,288	120
October	16,327	1,097	568		152	2,992			1,057	21,135	43
November	18,893	916	3,011		44	4,281			1,293	27,145	128
December	18,304	1,268	1,261		147	4,381			1,268	25,361	93
<b>Total 2011</b>	<b>344,728</b>	<b>25,476</b>	<b>24,272</b>	<b>12,335</b>	<b>3,672</b>	<b>59,580</b>			<b>1,880</b>	<b>470,064</b>	
Year 2012	Prime Market	Standard Market	Entry Market	Closed-end Fund Market	Fund Market	Bond Market	Treasury bills	Commercial papers	Average daily turnover	TOTAL	MoM Index
January	15,981	2,875	3,696		159	3,616	9		1,254	26,337	104
February	18,809	2,274	479		192	3,619			1,269	25,374	96
March	26,429	2,628	1,658		171	6,551	9		1,702	37,447	148
April	23,155	651	703		206	4,854		26	1,644	29,594	79
May	21,689	741	1,037		293	3,524		202	1,309	27,486	93
June	22,745	217	705		108	7,163		4	1,547	30,942	113
July	14,369	843	903		68	4,921		4	959	21,108	68
<b>Total 2012</b>	<b>143,177</b>	<b>10,230</b>	<b>9,181</b>		<b>1,198</b>	<b>34,248</b>	<b>19</b>	<b>235</b>	<b>1,377</b>	<b>198,288</b>	

## MARKET CAPITALISATION BY MARKET IN EUR 000

Date	Prime Market	Equity Market Standard Market	Entry Market	Closed-end Fund Market	Fund Market	Bond Market	TOTAL (equity)	MoM Index
July 31, 2011	4,234,383	1,093,268	727,356	101,166	26,189	15,185,852	6,055,007	99
August 31, 2011	3,925,062	1,065,387	684,973		21,990	15,119,344	5,675,422	94
September 30, 2011	3,572,473	876,907	659,076		20,852	15,051,412	5,108,456	90
October 31, 2011	3,716,647	882,363	678,323		21,043	15,048,002	5,277,333	103
November 30, 2011	3,478,115	825,347	620,120		20,130	14,697,515	4,923,582	93
December 31, 2011	3,696,052	578,188	598,573		20,020	14,459,251	4,872,813	99
January 31, 2012	3,723,474	531,031	575,475		20,182	13,337,386	4,829,980	99
February 29, 2012	3,611,885	508,099	557,917		20,040	13,444,139	4,677,901	97
March 31, 2012	3,802,346	510,446	608,926		20,393	13,463,452	4,921,719	105
April 30, 2012	3,766,754	442,135	601,245		19,750	13,446,214	4,810,135	98
May 31, 2012	3,384,985	368,646	593,354		19,355	13,399,563	4,346,986	90
June 30, 2012	3,297,868	338,183	575,264		18,420	13,345,076	4,211,315	97
July 31, 2012	3,246,555	305,748	586,691		18,407	12,899,713	4,138,993	98

## NEWS AND EVENTS

- In July 2012, there was an decrease in average consumer prices MoM by 1.0 per cent, while price growth for the entire year has been 2.4 per cent.
- On 31<sup>st</sup> July 2012, the ECB euro foreign exchange reference rate against the dollar was 1 EUR = USD 1. 2284. In the past month, the euro fell by 2.4 per cent against the dollar, while it depreciated by 13.9 per cent against the dollar during the past 12-month period.

## MEMBERS LIST

Member	Tel. No.	Member	Tel. No.
Abanka Vipava, d. d., Ljubljana	+386 1 471 81 88	KBC Securities NV, Brussels *	+32 2 429 13 04
ALTA Invest, d. d., Ljubljana	+386 1 320 03 90	KD banka, d. d., Ljubljana	+386 59 22 00 31
Argonos BPH, d.o.o., Ljubljana	+386 1 470 48 05	Moja delnica BPH, d. d., Ljubljana	+386 1 433 11 55
Banka Koper, d. d., Koper	+386 5 666 13 18	Nova Kreditna banka Maribor, d.d., Maribor	+386 2 229 27 38
BKS BANK AG, Bančna podružnica, Ljubljana	+386 1 589 09 26	Nova Ljubljanska banka, d. d., Ljubljana	+386 1 476 52 07
Deželna banka Slovenije, d. d., Ljubljana	+386 1 472 72 68	Perspektiva, borzno posrednika družba, d. d., Ljubljana	+386 1 568 82 25
ecetra Central European e-Finance AG (brokerjet) *	+386 1 583 22 95	Probanka, d. d., Maribor	+386 2 252 05 58
Erste Group Bank AG, Vienna *	+43 50 100 83118	Raiffeisen Banka, d. d., Maribor	+386 2 229 31 19
Factor banka, d. d., Ljubljana	+386 1 230 66 14	Raiffeisen Centrobank AG, Vienna *	+43 51520 5457
GBD Gorenjska borzno posredniška družba, d. d., Kranj	+386 4 280 10 18	SKB banka, d. d., Ljubljana	+386 1 471 50 82
Gorenjska banka, d. d., Kranj	+386 4 208 43 28	UniCredit Banka, d. d., Ljubljana	+386 1 587 64 30
Hypo Alpe-Adria-Bank, d. d., Ljubljana	+386 1 580 42 76	WOOD & Company Financial Services, a.s. *	+420 222 096 287
Ilirika borzno posredniška hiša, d. d., Ljubljana	+386 1 300 22 60		

\* Remote members of LJSE