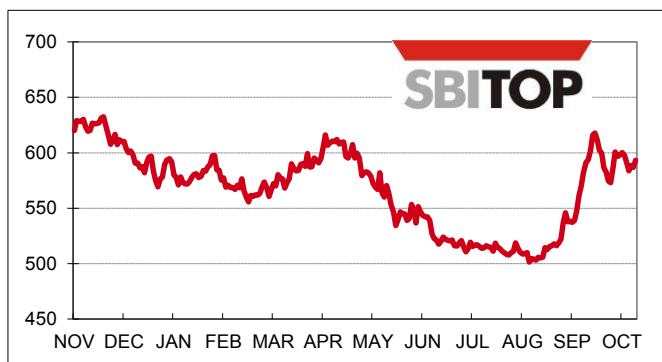


Monthly report - October 2012

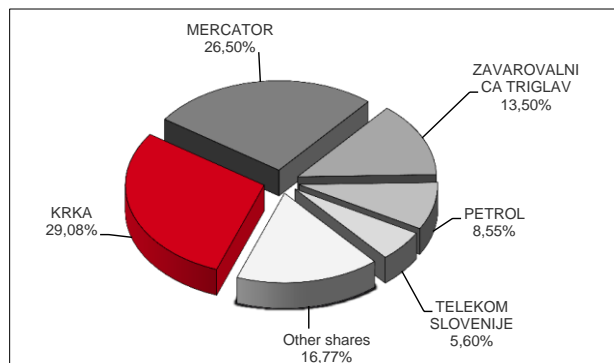


LJUBLJANA STOCK EXCHANGE

Slovene blue-chip index (SBITOP) performance



Shares by turnover



PRIME MARKET

	Price in EUR (31 Oct 2012)	Monthly change	Turnover in EUR 000	Number of trades	Market capitalisation in EUR 000 (31 Oct 2012)
GORENJE	4.351	-5.17% ▼	476	176	69,211
INTEREUROPA	0.650	8.33% ▲	17	55	5,137
KRKA	48.000	-3.61% ▼	10,144	1,252	1,700,454
LUKA KOPER	7.560	-10.53% ▼	277	148	105,840
MERCATOR	113.500	1.43% ▲	9,245	275	427,368
NOVA KBM	1.300	8.33% ▲	1,035	944	50,860
PETROL	215.000	-0.46% ▼	2,985	434	448,555
POZAVAROVALNICA SAVA	7.000	20.69% ▲	1,581	112	65,538
TELEKOM SLOVENIJE	78.500	2.60% ▲	1,953	394	513,035
ZAVAROVALNICA TRIGLAV	15.700	9.10% ▲	4,710	629	356,942
Total			32,423	4,419	3,742,939

TRADING SUMMARY

	Turnover in EUR 000	Number of trades	Market capitalisation in EUR 000 (31 Oct 2012)	Number of issues (31 Oct 2012)
EQUITY MARKET	34,887	5,298	4,646,575	63
FUND MARKET	119	76	17,709	1
BOND MARKET	2,040	126	12,856,103	63
TREASURY BILLS	0	0	-	9
COMMERCIAL PAPERS	34	4	-	2
Total	37,082	5,504	17,520,387	127

TURNOVER BY MEMBERS

Member	Turnover in EUR 000	Share
ALTA INVEST	27,159	36.62%
ABANKA VIPA	11,372	15.33%
PERSPEKTIVA BPD	5,108	6.89%
WOOD & COMPANY FINANCIAL SERVICES	4,129	5.57%
GBD GORENJSKA BORZNOPOSREDNIŠKA DRUŽBA	3,597	4.85%
OTHERS	22,797	30.74%
Total (24)	74,163	100.00%



More info at www.ljse.si



cee stock exchange group

PRIME AND STANDARD MARKET SHARES - TOP GAINERS / DECLINERS

Issuer	Trading code	Price in EUR (31 Oct 2012)	Monthly change	Change since 31 Dec 2011	Change since 31 Oct 2011	Market
Gainers						
SAVA	SAVA	6.000	24.46% ▲	-50.00% ▼	-73.57% ▼	Standard market
ISKRA AVTOELEKTRIKA	IALG	15.130	21.53% ▲	0.20% ▲	-1.18% ▼	Standard market
POZAVAROVALNICA SAVA	POSR	7.000	20.69% ▲	20.48% ▲	23.02% ▲	Prime market
ŽITO	ZTOG	58.00	9.41% ▲	-31.76% ▼	-27.04% ▼	Standard market
ZAVAROVALNICA TRIGLAV	ZVTG	15.700	9.10% ▲	57.00% ▲	29.22% ▲	Prime market
Decliners						
PROBANKA	PRBP	3.600	-20.00% ▼	-63.63% ▼	-64.84% ▼	Standard market
LUKA KOPER	LKPG	7.560	-10.53% ▼	6.48% ▲	-21.25% ▼	Prime market
ISTRABENZ	ITBG	0.350	-7.89% ▼	-88.67% ▼	-86.00% ▼	Standard market
GORENJE	GRVG	4.351	-5.17% ▼	-12.98% ▼	-24.33% ▼	Prime market
DELO PRODAJA	DPRG	20.000	-4.31% ▼	-16.67% ▼	-4.76% ▼	Standard market

MOST TRADED SECURITIES

	Trading code	Price in EUR (31 Oct 2012)	Turnover in EUR 000	Number of trades	Market capitalisation in EUR 000 (31 Oct 2012)	Market
Shares						
KRKA	KRKG	48.000	10,144	1,252	1,700,454	Prime market
MERCATOR	MELR	113.500	9,245	275	427,368	Prime market
ZAVAROVALNICA TRIGLAV	ZVTG	15.700	4,710	629	356,942	Prime market
Funds						
PROBANKA GLOBALNI NALOŽBENI SKLAD	PBGS	0.641	119	76	17,709	Fund market
Bonds						
SLOVENSKA ODŠKODNINSKA DRUŽBA 2 nd ISSUE	SOS2E	101.000	1,287	82	438,646	Bond market
ZAVAROVALNICA TRIGLAV 2 nd ISSUE	ZT02	99.800	454	3	29,940	Bond market
PETROL 2 nd ISSUE	PET2	103.700	99	4	34,221	Bond market

PRIME AND STANDARD MARKET RATIOS

	Trading code	Price-to-earnings ratio (P/E)	Dividend yield	Price-to-book ratio (P/B)	Turnover ratio	Beta
Prime market						
GORENJE	GRVG	7.66	3.45%	0.17	0.08	0.61
INTEREUROPA	IEKG			0.04	0.04	0.59
KRKA	KRKG	9.90	3.13%	1.46	0.08	0.68
LUKA KOPER	LKPG	238.72		0.44	0.03	0.42
MERCATOR	MELR	17.94	5.29%	0.54	0.09	1.45
NOVA KBM	KBMR			0.13	0.05	1.21
PETROL	PETG	8.61	3.84%	1.09	0.06	1.00
POZAVAROVALNICA SAVA	POSR	10.06		0.45	0.04	0.44
TELEKOM SLOVENIJE	TLSG	15.02	8.92%	0.63	0.04	0.75
ZAVAROVALNICA TRIGLAV	ZVTG	7.58	4.46%	0.77	0.05	0.79
Prime market ratios		15.21	4.19%	0.76	0.08	
Standard market						
ABANKA VIPA	ABKN			0.12	0.001	0.00
AERODROM LJUBLJANA	AELG	9.68	4.78%	0.41	0.05	0.50
DELO PRODAJA	DPRG	6.90	0.85%	0.43	0.001	-0.03
ISKRA AVTOELEKTRIKA	IALG	4.38	1.98%	0.59	0.03	-0.04
ISTRABENZ	ITBG	0.08			0.006	1.18
KOMPAS MTS	MTSG	1.72	7.01%	0.06	0.0001	-0.04
MLINOTEST	MAJG	18.76		0.33	0.004	0.03
NIKA	NIKN			1.95	0.001	-0.04
PIVOVARNA LAŠKO	PILR			0.51	0.01	0.78
SALUS	SALR	6.35	16.67%	0.41	0.03	-0.02
SAVA	SAVA			0.07	0.04	0.87
TERME ČATEŽ	TCRG	34.57	1.69%	0.91	0.003	-0.001
UNIOR	UKIG			0.08	0.002	-0.18
ŽITO	ZTOG	13.47	5.52%	0.30	0.02	-0.15
Standard market ratios			2.58%	0.28	0.01	

Calculated on the basis of audited consolidated financial statements for 2011.

Market averages are calculated by market capitalisation weighting (illiquid companies excluded).

P / E = price / earnings per share

Dividend yield = last confirmed dividend / price

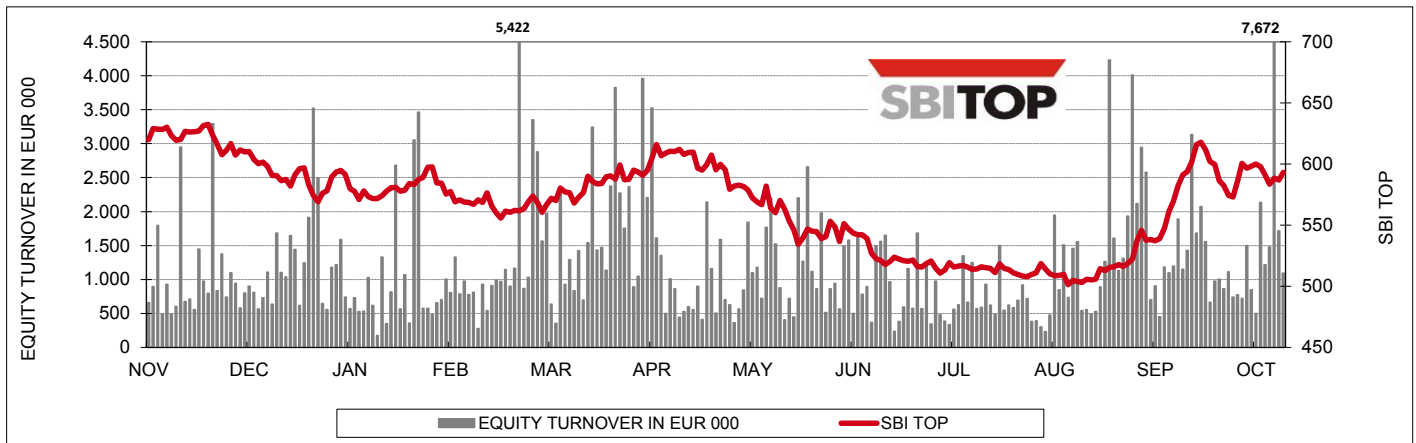
P / B = price / book value of share (own shares excluded)

Ratios for Aerodrom Ljubljana are based on all issued shares (ordinary and preferred)

Turnover ratio = yearly turnover / average market capitalisation (current month, before 6 and before 12 months).

The systematic risk indicator "Beta" is calculated using 12-month daily data and with correlation to SBITOP.

SLOVENE BLUE-CHIP INDEX - SBI TOP



Value on 31 Oct 2012 **593.26**

Change in October 2012	2.04
Max. value in October 2012 (4 Oct 2012)	617.69
Min. value in October 2012 (15 Oct 2012)	572.96

Monthly change	0.35% ▲
Change from 31 Dec 2011	0.62% ▲
Change from 31 Oct 2011	-7.75% ▼

SBITOP constituents:

Constituent	Weight as of 31 Oct 2012	Price in EUR (31 Oct 2012)
KRKA	28.13%	48.000
PETROL	23.94%	215.00
MERCATOR	16.29%	113.50
TELEKOM SLOVENIJE	15.65%	78.50
ZAVAROVALNICA TRIGLAV	10.89%	15.700
GORENJE	3.17%	4.351
NOVA KBM	1.94%	1.300

CEESEG Composite Index in EUR - CEESEG EUR



CEESEG is a trademark of WBAG.

Value on 31 Oct 2012 **1,174.31**

Change in October 2012	35.01
Max. value in October 2012 (17 Oct 2012)	1,203.91
Min. value October 2012 (2 Oct 2012)	1,155.70

Monthly change	3.07% ▲
Change from 31 Dec 2011	11.75% ▲
Change from 31 Oct 2011	6.56% ▲

CEESEG EUR constituents: 50 shares, represent first 15:

Constituent	Weight as of 31 Oct 2012	Price in EUR (31 Oct 2012)
ERSTE GROUP BANK AG	9.62%	19.375
CEZ	9.57%	28.424
OMV AG	8.30%	28.200
ANDRITZ AG	6.95%	46.470
MOL	6.30%	67.04
IMMOFINANZ AG	5.28%	2.980
VOESTALPINE AG	5.17%	24.300
OTP BANK	5.16%	14.650
KOMERCNI BANKA	4.30%	157.34
VIENNA INSURANCE GROUP AG	3.81%	33.130
TELEFONICA O2 CR	3.56%	15.355
RAIFFEISEN BANK INTERNATIONAL AG	3.25%	30.850
RICHTER GEDEON	2.41%	143.96
TELEKOM AUSTRIA AG	2.32%	4.860
VERBUND AG KAT. A	2.20%	17.955

MONTHLY TURNOVER BY MARKET IN EUR 000

Year 2011	Equity Market					Treasury bills	Commercial papers	Average daily turnover	TOTAL	MoM Index
	Prime Market	Standard Market	Entry Market	Fund Market	Bond Market					
October	16,327	1,097	568	152	2,992			1,057	21,135	43
November	18,893	916	3,011	44	4,281			1,293	27,145	128
December	18,304	1,268	1,261	147	4,381			1,268	25,361	93
Total 2011	344,728	25,476	24,272	3,672	59,580			1,880	470,064	
Year 2012	Equity Market					Treasury bills	Commercial papers	Average daily turnover	TOTAL	MoM Index
	Prime Market	Standard Market	Entry Market	Fund Market	Bond Market					
January	15,981	2,875	3,696	159	3,616	9		1,254	26,337	104
February	18,809	2,274	479	192	3,619			1,269	25,374	96
March	26,429	2,628	1,658	171	6,551	9		1,702	37,447	148
April	23,155	651	703	206	4,854		26	1,644	29,594	79
May	21,689	741	1,037	293	3,524		202	1,309	27,486	93
June	22,745	217	705	108	7,163		4	1,547	30,942	113
July	14,369	843	903	68	4,921		4	959	21,108	68
August	15,836	251	1,401	76	4,630			1,009	22,194	105
September	31,650	599	873	135	8,629	49		2,097	41,934	189
October	32,423	344	2,120	119	2,040		34	1,686	37,082	88
Total 2012	223,086	11,424	13,575	1,529	49,548	67	270	1,440	299,498	

MARKET CAPITALISATION BY MARKET IN EUR 000

Date	Prime Market	Equity Market Standard Market	Entry Market	Fund Market	Bond Market	TOTAL (equity)	MoM Index
October 31, 2011	3,716,647	882,363	678,323	21,043	15,048,002	5,277,333	103
November 30, 2011	3,478,115	825,347	620,120	20,130	14,697,515	4,923,582	93
December 31, 2011	3,696,052	578,188	598,573	20,020	14,459,251	4,872,813	99
January 31, 2012	3,723,474	531,031	575,475	20,182	13,337,386	4,829,980	99
February 29, 2012	3,611,885	508,099	557,917	20,040	13,444,139	4,677,901	97
March 31, 2012	3,802,346	510,446	608,926	20,393	13,463,452	4,921,719	105
April 30, 2012	3,766,754	442,135	601,245	19,750	13,446,214	4,810,135	98
May 31, 2012	3,384,985	368,646	593,354	19,355	13,399,563	4,346,986	90
June 30, 2012	3,297,868	338,183	575,264	18,420	13,345,076	4,211,315	97
July 31, 2012	3,246,555	305,748	586,691	18,407	12,899,713	4,138,993	98
August 31, 2012	3,214,168	300,454	597,450	18,041	12,700,383	4,112,072	99
September 30, 2012	3,760,666	312,977	553,032	17,817	12,778,542	4,626,676	113
October 31, 2012	3,742,939	320,598	583,039	17,709	12,856,103	4,646,575	100

NEWS AND EVENTS

- In October 2012, there was an increase in average consumer prices MoM by 0.1 per cent, while price growth for the entire year has been 2.7 per cent.
- On 31st October 2012, the ECB euro foreign exchange reference rate against the dollar was 1 EUR = USD 1. 2993. In the past month, the euro rose by 0.5 per cent against the dollar, while it depreciated by 7.2 per cent against the dollar during the past 12-month period.

MEMBERS LIST

Member	Tel. No.	Member	Tel. No.
Abanka Vipava, d. d., Ljubljana	+386 1 471 81 88	KBC Securities NV, Brussels *	+32 2 429 13 04
ALTA Invest, d. d., Ljubljana	+386 1 320 03 90	KD banka, d. d., Ljubljana	+386 59 22 00 31
Argonos BPH, d.o.o., Ljubljana	+386 1 470 48 05	Moja delnica BPH, d. d., Ljubljana	+386 1 433 11 55
BKS BANK AG, Bančna podružnica, Ljubljana	+386 1 589 09 26	Nova Kreditna banka Maribor, d.d., Maribor	+386 2 229 27 38
Deželna banka Slovenije, d. d., Ljubljana	+386 1 472 72 68	Nova Ljubljanska banka, d. d., Ljubljana	+386 1 476 52 07
ecetra Central European e-Finance AG (brokerjet) *	+386 1 583 22 95	Perspektiva, borzno posrednika družba, d. d., Ljubljana	+386 1 568 82 25
Erste Group Bank AG, Vienna *	+43 50 100 83118	Probanka, d. d., Maribor	+386 2 252 05 58
Factor banka, d. d., Ljubljana	+386 1 230 66 14	Raiffeisen Banka, d. d., Maribor	+386 2 229 31 19
GBD Gorenjska borzno posredniška družba, d. d., Kranj	+386 4 280 10 18	Raiffeisen Centrobank AG, Vienna *	+43 51520 5457
Gorenjska banka, d. d., Kranj	+386 4 208 43 28	SKB banka, d. d., Ljubljana	+386 1 471 50 82
Hypo Alpe-Adria-Bank, d. d., Ljubljana	+386 1 580 42 76	UniCredit Banka, d. d., Ljubljana	+386 1 587 64 30
Ilirika borzno posredniška hiša, d. d., Ljubljana	+386 1 300 22 60	WOOD & Company Financial Services, a.s.*	+420 222 096 287

* Remote members of LJSE