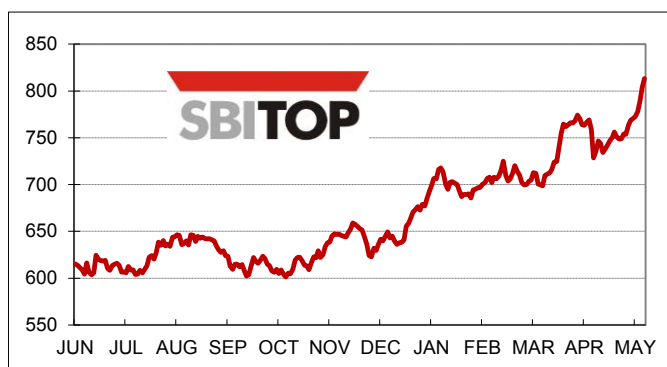


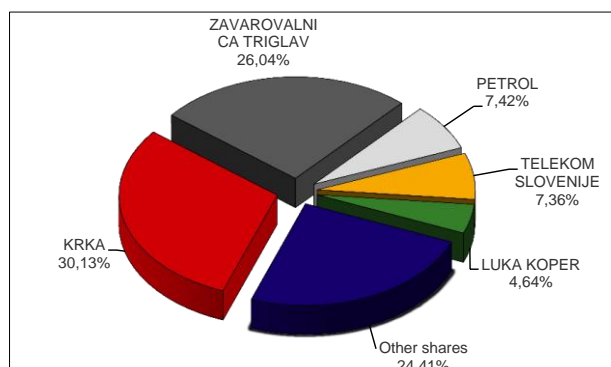
Monthly report - May 2014



Slovene blue-chip index (SBITOP) performance



Shares by turnover



PRIME MARKET

	Price in EUR (31 May 2014)	Monthly change	Turnover in EUR 000	Number of trades	Market capitalisation in EUR 000 (31 May 2014)
GORENJE	5.420	2.26% ▲	1,688	383	119,806
INTEREUROPA	0.959	-18.03% ▼	206	188	16,141
KRKA	68.50	7.79% ▲	13,823	1,155	2,426,689
LUKA KOPER	21.100	37.91% ▲	2,126	348	295,400
MERCATOR	75.30	-0.26% ▼	960	257	283,532
PETROL	285.00	2.15% ▲	3,405	408	594,596
POZAVAROVALNICA SAVA	12.000	6.19% ▲	767	107	206,636
TELEKOM SLOVENIJE	152.45	15.49% ▲	3,375	405	996,334
ZAVAROVALNICA TRIGLAV	25.600	11.35% ▲	11,947	628	582,020
Total			38,297	3,879	5,521,153

TRADING SUMMARY

	Turnover in EUR 000	Number of trades	Market capitalisation in EUR 000 (31 May 2014)	Number of issues (31 May 2014)
EQUITY MARKET	45,872	5,355	6,418,552	55
BONDS	4,413	58	15,307,082	50
TREASURY BILLS	0	0	-	19
COMMERCIAL PAPERS	50	1	-	4
Total	50,335	5,414	21,725,635	105

TURNOVER BY MEMBERS

Member	Turnover in EUR 000	Share
ALTA INVEST	38,557	38.30%
WOOD & COMPANY FINANCIAL SERVICES	11,301	11.23%
NOVA LJUBLJANSKA BANKA	9,772	9.71%
GBD GORENJSKA BORZNOPOSREDNIŠKA DRUŽBA	7,353	7.30%
PERSPEKTIVA BPD	6,857	6.81%
OTHERS	26,831	26.65%
Total (19)	100,670	100.00%



More info at www.ljse.si



PRIME AND STANDARD MARKET SHARES - TOP GAINERS / DECLINERS

Issuer	Trading code	Price in EUR (31 May 2014)	Monthly change	Change since 31 Dec 2013	Change since 31 May 2013	Market
Gainers						
LUKA KOPER	LKPG	21.100	37.91% ▲	124.47% ▲	165.41% ▲	Prime market
PIVOVARNA LAŠKO	PILR	8.200	18.84% ▲	104.49% ▲	64.00% ▲	Standard market
TELEKOM SLOVENIJE	TLSG	152.450	15.49% ▲	25.42% ▲	55.56% ▲	Prime market
LETRIKA	IALG	53.00	14.47% ▲	82.76% ▲	202.86% ▲	Standard market
ZAVAROVALNICA TRIGLAV	ZVTG	25.600	11.35% ▲	34.74% ▲	31.96% ▲	Prime market
Decliners						
SAVA	SAVA	0.650	-53.57% ▼	182.61% ▲	-83.12% ▼	Standard market
ISTRABENZ	ITBG	1.000	-50.00% ▼	998.90% ▲	100.40% ▲	Standard market
INTEREUROPA	IEKG	0.959	-18.03% ▼	117.95% ▲	60.10% ▲	Prime market
AERODROM LJUBLJANA	AELG	38.050	-17.01% ▼	37.86% ▲	167.96% ▲	Standard market
SALUS	SALR	310.00	-3.28% ▼	33.68% ▲	59.79% ▲	Standard market

MOST TRADED SECURITIES

Shares	Trading code	Price in EUR (31 May 2014)	Turnover in EUR 000	Number of trades	Market capitalisation in EUR 000 (31 May 2014)	Market
KRKA	KRKG	68.50	13,823	1,155	2,426,689	Prime market
ZAVAROVALNICA TRIGLAV	ZVTG	25.600	11,947	628	582,020	Prime market
PETROL	PETG	285.00	3,405	408	594,596	Prime market
Bonds						
REPUBLIKA SLOVENIJA 68 th ISSUE	RS68	101.60	2,235	2	1,114,611	Bond market
SLOVENSKA ODŠKODNINSKA DRUŽBA 2 nd ISSUE	SOS2E	105.00	671	26	252,753	Bond market
REPUBLIKA SLOVENIJA 66 th ISSUE	RS66	109.20	480	1	1,638,000	Bond market

PRIME AND STANDARD MARKET RATIOS

	Trading code	Price-to-earnings ratio (P/E)	Dividend yield	Price-to-book ratio (P/B)	Turnover ratio	Beta
Prime market						
GORENJE	GRVG			0.23	0.15	0.57
INTEREUROPA	IEKG			0.05	0.12	0.12
KRKA	KRKG	13.08	2.35%	1.78	0.06	0.88
LUKA KOPER	LKPG	38.16	0.81%	1.14	0.06	1.00
MERCATOR	MELR			0.55	0.04	1.88
PETROL	PETG	10.75	3.54%	1.27	0.06	0.84
POZAVAROVALNICA SAVA	POSR	6.60		0.47	0.11	0.63
TELEKOM SLOVENIJE	TLSG	18.87	5.44%	1.31	0.05	0.99
ZAVAROVALNICA TRIGLAV	ZVTG	8.36	7.81%	1.01	0.09	1.05
Prime market ratios		16.78	3.26%	1.18	0.07	
Standard market						
AERODROM LJUBLJANA	AELG	27.81	24.07%	1.16	0.12	0.17
DELO PRODAJA	DPRG		1.89%	0.87	0.003	0.00
ISKRA AVTOELEKTRIKA	IALG	8.35	1.17%	1.65	0.18	0.37
ISTRABENZ	ITBG				0.007	3.47
KOMPAS MTS	MTSG	2.49	6.10%	0.09	0.0003	-0.29
MLINOTEST	MAJG	12.31		0.38	0.149	-0.33
NIKA	NIKN			2.54	0.003	0.00
PIVOVARNA LAŠKO	PILR			1.46	0.06	0.74
SALUS	SALR	14.55	6.45%	0.69	0.08	0.18
SAVA	SAVA			0.13	0.03	3.10
TERME ČATEŽ	TCRG	111.66		0.18	0.006	0.149
UNIOR	UKIG			0.15	0.004	0.22
ŽITO	ZTOG	16.05	2.85%	0.50	0.20	0.40
Standard market ratios			5.97%	0.53	0.11	

Calculated on the basis of audited consolidated financial statements for 2013.

Market averages are calculated by market capitalisation weighting (illiquid companies excluded).

P / E = price / earnings per share

Dividend yield = last confirmed dividend / price

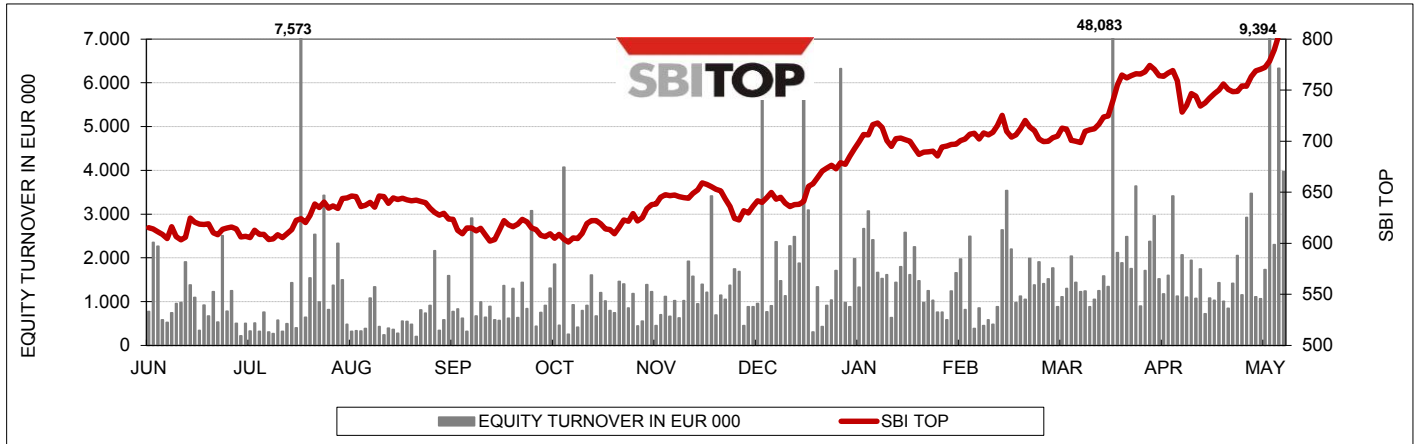
P / B = price / book value of share (own shares excluded)

Ratios for Aerodrom Ljubljana are based on all issued shares (ordinary and preferred)

Turnover ratio = yearly turnover / average market capitalisation (current month, before 6 and before 12 months).

The systematic risk indicator "Beta" is calculated using 12-month daily data and with correlation to SBITOP.

SLOVENE BLUE-CHIP INDEX - SBI TOP



Value on 31 May 2014 **813.16**

Change in May 2014	66.64
Max. value in May 2014 (30 May 2014)	813.16
Min. value in May 2014 (6 May 2014)	734.33

Monthly change	8.93% ▲
Change from 31 Dec 2013	24.02% ▲
Change from 31 May 2013	32.94% ▲

SBITOP constituents:

		Weight as of 31 May 2014	Price in EUR (31 May 2014)
KRKA	KRKG	29.88%	68.50
PETROL	PETG	19.79%	285.00
TELEKOM SLOVENIJE	TLSG	18.95%	152.45
ZAVAROVALNICA TRIGLAV	ZVTG	11.07%	25.600
MERCATOR	MELR	5.39%	75.30
POZAVAROVALNICA SAVA	POSR	5.89%	12.000
LUKA KOPER	LKPG	5.62%	21.100
GORENJE	GRVG	3.42%	5.420

CEESEG Composite Index in EUR - CEESEG EUR



CEESEG is a trademark of WBAG.

Value on 31 May 2014 **1,223.73**

Change in May 2014	17.65
Max. value in May 2014 (30 May 2014)	1,223.73
Min. value in May 2014 (16 May 2014)	1,170.65

Monthly change	1.46% ▲
Change from 31 Dec 2013	1.06% ▲
Change from 31 May 2013	2.97% ▲

CEESEG EUR constituents: 54 shares, represent first 15:

		Weight as of 31 May 2014	Price in EUR (31 May 2014)
ERSTE GROUP BANK AG		10.10%	25.490
OMV AG		8.07%	30.390
VOESTALPINE AG		7.60%	33.945
CEZ		7.49%	21.456
ANDRITZ AG		5.90%	43.695
RAIFFEISEN BANK INTERNATIONAL AG		5.84%	24.570
OTP BANK		5.10%	16.025
IMMOFINANZ AG		4.30%	2.608
KOMERCNI BANKA		4.17%	168.95
VIENNA INSURANCE GROUP AG		4.12%	39.660
MOL		3.58%	42.284
TELEKOM AUSTRIA AG		3.08%	7.133
KRKA		2.76%	68.50
WIENERBERGER AG		2.51%	13.165
RICHTER GEDEON		2.50%	13.767

MONTHLY TURNOVER BY MARKET IN EUR 000

Year 2013	Equity Market					Treasury bills	Commercial papers	Average daily turnover	TOTAL	MoM Index
	Prime Market	Standard Market	Entry Market	Fund Market	Bond Market					
May	16,644	620	681	154	2,825		101	956	21,025	72
June	18,827	557	2,411	91	4,952		103	1,418	26,941	128
July	26,716	1,088	361	33	9,414		11	1,636	37,623	140
August	12,253	876	748	82	8,380		282	1,077	22,622	60
September	19,813	1,105	676	154	11,669			1,591	33,418	148
October	18,121	4,240	1,696	277	7,147		546	1,456	32,026	96
November	20,066	1,690	818	192	13,754		27	1,827	36,546	114
December	34,697	1,531	726	133	5,101		50	2,347	42,238	116
Total 2013	274,969	14,128	10,291	1,771	86,079	4	4,518	1,586	391,760	
Year 2014										
January	32,494	3,854	1,889	11	8,482			2,124	46,731	111
February	20,563	2,129	848		7,485		48	1,554	31,074	66
March	26,420	3,435	1,444		7,431			1,844	38,730	125
April	33,403	3,664	47,729		5,547	170	1,736	4,612	92,249	238
May	38,297	4,553	3,022		4,413		50	2,517	50,335	55
Total 2014	151,178	17,635	54,932	11	33,359	170	1,834	2,516	259,118	

MARKET CAPITALISATION BY MARKET IN EUR 000

Date	Prime Market	Equity Market Standard Market	Entry Market	Fund Market	Bond Market	TOTAL (equity)	MoM Index
May 31, 2013	4,057,091	237,505	492,639	16,353	12,324,861	4,787,235	100
June 30, 2013	4,063,907	235,002	505,579	15,776	12,254,804	4,804,488	100
July 31, 2013	4,373,325	234,145	470,767	15,970	12,218,254	5,078,236	106
August 31, 2013	4,325,496	249,258	469,275	15,675	12,207,049	5,044,029	99
September 30, 2013	4,278,364	242,522	437,910	15,172	12,184,460	4,958,796	98
October 31, 2013	4,378,597	248,033	451,576	15,106	12,101,041	5,078,205	102
November 30, 2013	4,423,851	260,492	450,004	15,267	12,064,588	5,134,347	101
December 31, 2013	4,487,491	234,914	450,705	13,848	13,956,274	5,173,109	101
January 31, 2014	4,748,529	277,025	472,009		14,517,162	5,497,563	106
February 28, 2014	4,923,959	307,955	482,831		14,555,606	5,714,746	104
March 31, 2014	4,841,186	330,410	485,883		13,212,100	5,657,478	99
April 30, 2014	5,048,685	370,721	501,942		15,201,775	5,921,348	105
May 31, 2014	5,521,153	378,632	518,767		15,307,082	6,418,552	108

NEWS AND EVENTS

- In May 2014, there was an increase in average consumer prices MoM by 0.6 per cent, while price growth for the entire year has been 0.7 per cent.
- On 31st May 2014, the ECB euro foreign exchange reference rate against the dollar was 1 EUR = USD 1.3607. In the past month, the euro fell by 1.8 per cent against the dollar, while it appreciated by 4.6 per cent against the dollar during the past 12-month period.

MEMBERS LIST

Member	Tel. No.	Member	Tel. No.
Abanka Vipa, d. d., Ljubljana	+386 1 471 81 88	KBC Securities NV, Brussels *	+32 2 429 13 04
ALTA Invest, d. d., Ljubljana	+386 1 320 03 90	Moja delnica BPH, d. d., Ljubljana	+386 1 433 11 55
BKS BANK AG, Bančna podružnica, Ljubljana	+386 1 589 09 26	Nova Kreditna banka Maribor, d.d., Maribor	+386 2 229 27 38
Deželna banka Slovenije, d. d., Ljubljana	+386 1 472 72 68	Nova Ljubljanska banka, d. d., Ljubljana	+386 1 476 52 07
Erste Group Bank AG, Vienna *	+43 50 100 83118	Perspektiva, borzno posrednika družba, d. d., Ljubljana	+386 1 568 82 25
GBD Gorenjska borzno posredniška družba, d. d., Kranj	+386 4 280 10 18	Raiffeisen Banka, d. d., Maribor	+386 2 229 31 19
Gorenjska banka, d. d., Kranj	+386 4 208 43 28	Raiffeisen Centrobank AG, Vienna *	+43 51520 5457
Hypo Alpe-Adria-Bank, d. d., Ljubljana	+386 1 580 42 76	SKB banka, d. d., Ljubljana	+386 1 471 50 82
Ilirika borzno posredniška hiša, d. d., Ljubljana	+386 1 300 22 60	WOOD & Company Financial Services, a.s., Prague *	+420 222 096 287

* Remote member of LJSE